



US00D524231S

(12) **United States Design Patent**
Marazzi et al.

(10) **Patent No.:** **US D524,231 S**

(45) **Date of Patent:** **** Jul. 4, 2006**

(54) **TIRE TREAD**

(75) Inventors: **Eric John Marazzi**, Tallmadge, OH (US); **David Charles Poling**, Uniontown, OH (US); **Daniel Ray Beha**, Akron, OH (US); **Paul Bryan Maxwell**, Kent, OH (US)

(73) Assignee: **The Goodyear Tire & Rubber Company**, Akron, OH (US)

(**) Term: **14 Years**

(21) Appl. No.: **29/231,667**

(22) Filed: **Jun. 8, 2005**

(51) **LOC (8) Cl.** **12-15**

(52) **U.S. Cl.** **D12/521; D12/532**

(58) **Field of Classification Search** D12/505, D12/509, 512, 514-524, 526-532; 152/209.1, 152/209.8, 455

See application file for complete search history.

(56) **References Cited**

U.S. PATENT DOCUMENTS

D386,134 S	11/1997	Cagneaux et al.	D12/147
D390,817 S	2/1998	Graas et al.	D12/147
D403,996 S	1/1999	Espinasse et al.	D12/147
D451,447 S	12/2001	Heinen et al.	D12/147
D460,402 S	7/2002	Ishida et al.	D12/523
D467,535 S	12/2002	Ishida et al.	D12/519
D476,946 S	7/2003	Lee et al.	D12/524

D483,003 S	12/2003	Shirouzo	D12/517
D490,045 S	5/2004	Delu et al.	D12/519
D490,047 S	5/2004	Heinen et al.	D12/524
D490,048 S	5/2004	Heinen et al.	D12/524
D490,049 S	5/2004	Heinen et al.	D12/524
D501,179 S	1/2005	Iga et al.	D12/518
D512,012 S	* 11/2005	Delu et al.	D12/517
D512,013 S	* 11/2005	Delu et al.	D12/521

* cited by examiner

Primary Examiner—Robert M. Spear

(74) *Attorney, Agent, or Firm*—Richard B. O’Planick

(57) **CLAIM**

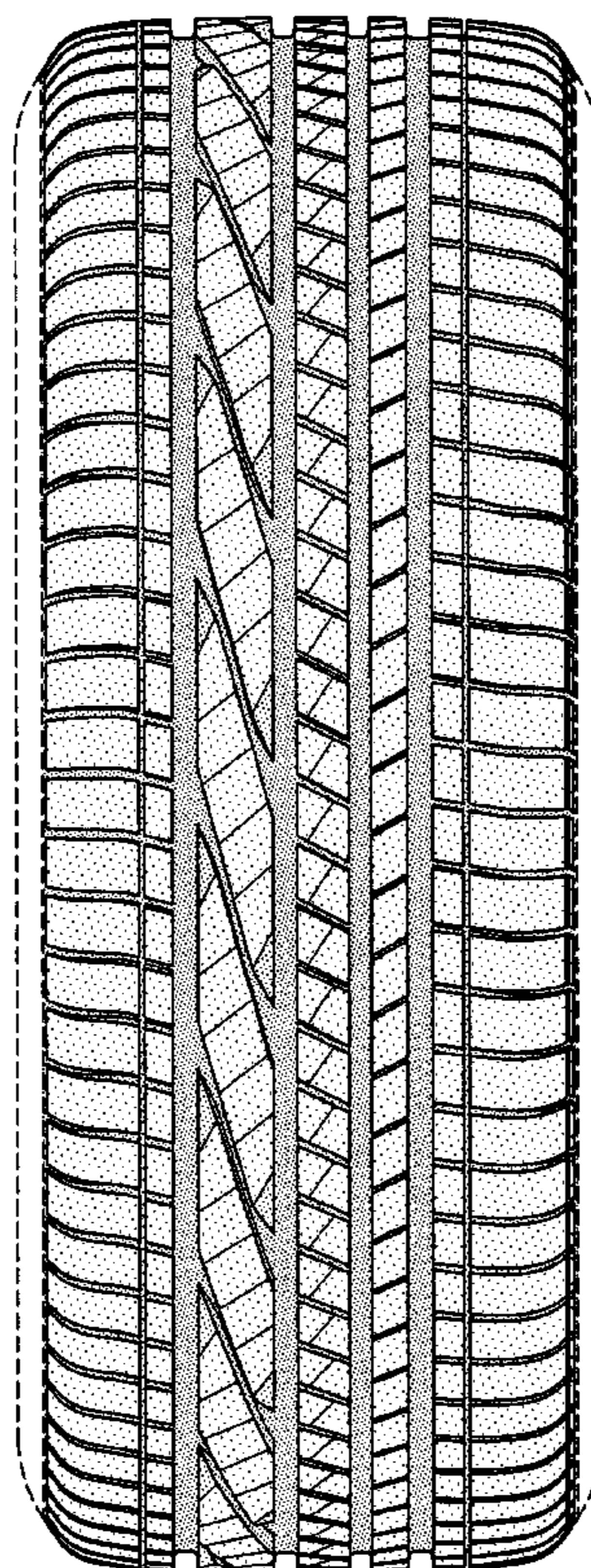
The ornamental design for a tire tread, as shown and described.

DESCRIPTION

FIG. 1 is a perspective view of a tire tread showing our new design, it being understood that the pattern repeats uniformly throughout the circumference of the tread; FIG. 2 is a front elevational view thereof; FIG. 3 is a right side elevational view thereof; FIG. 4 is a left side elevational view thereof; and, FIG. 5 is an enlarged fragmentary front elevational view thereof.

In the drawings, the broken lines defining the sidewall, inner bead and the peripheral boundary between the tire tread and the sidewall are for illustrative purposes only and form no part of the claimed design.

1 Claim, 5 Drawing Sheets



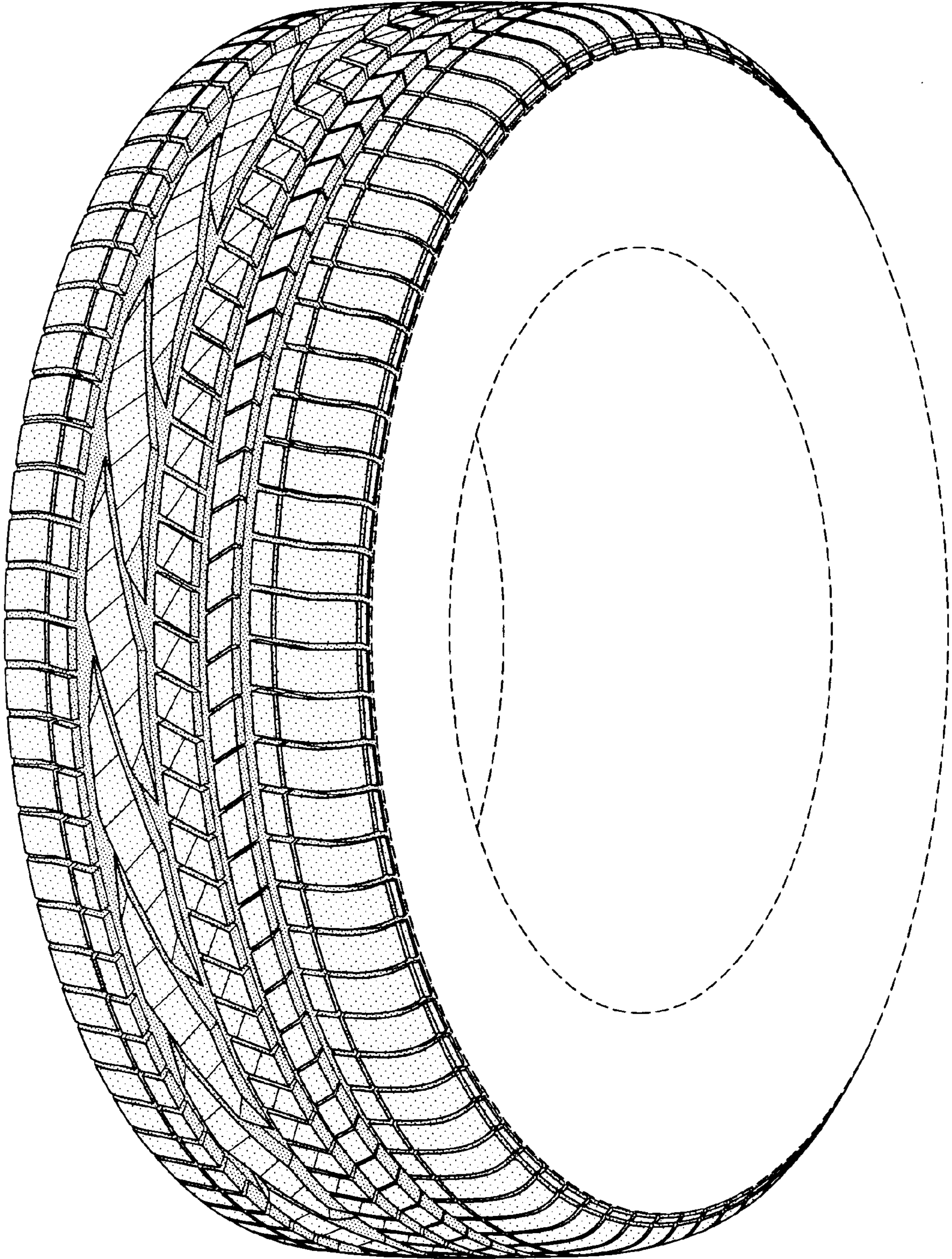


FIG-1

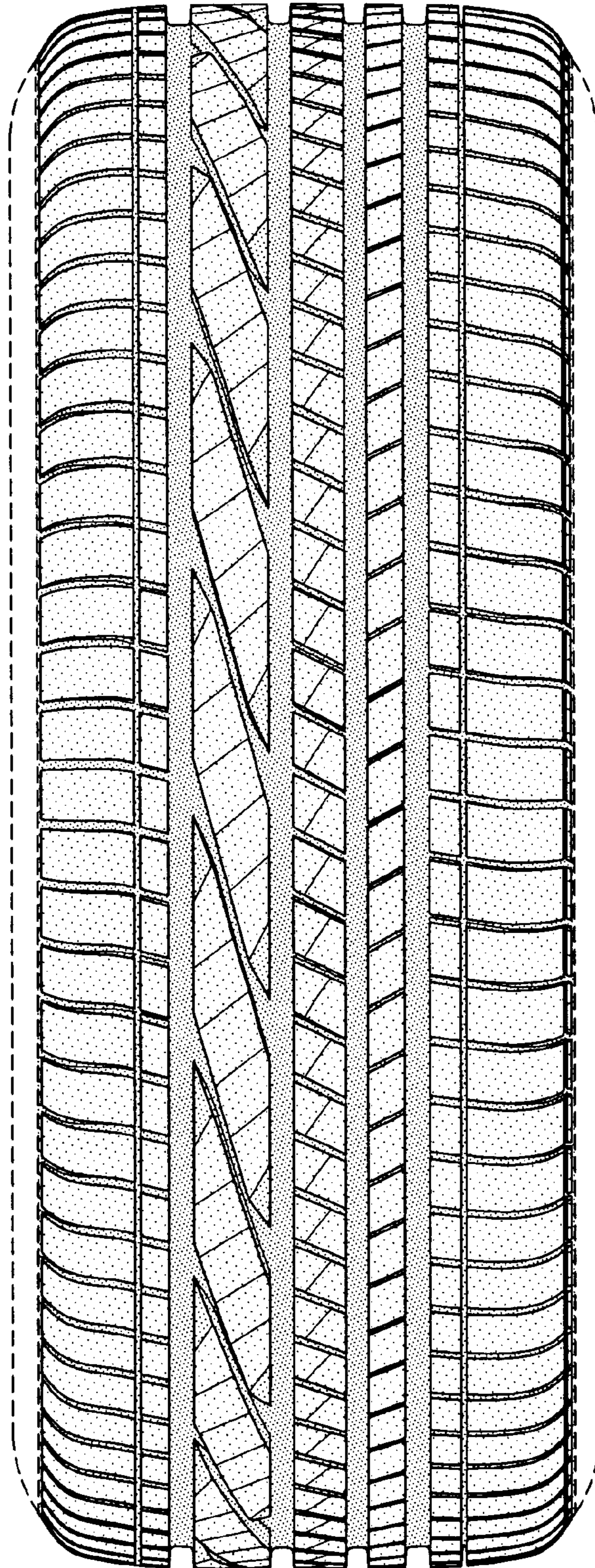


FIG-2

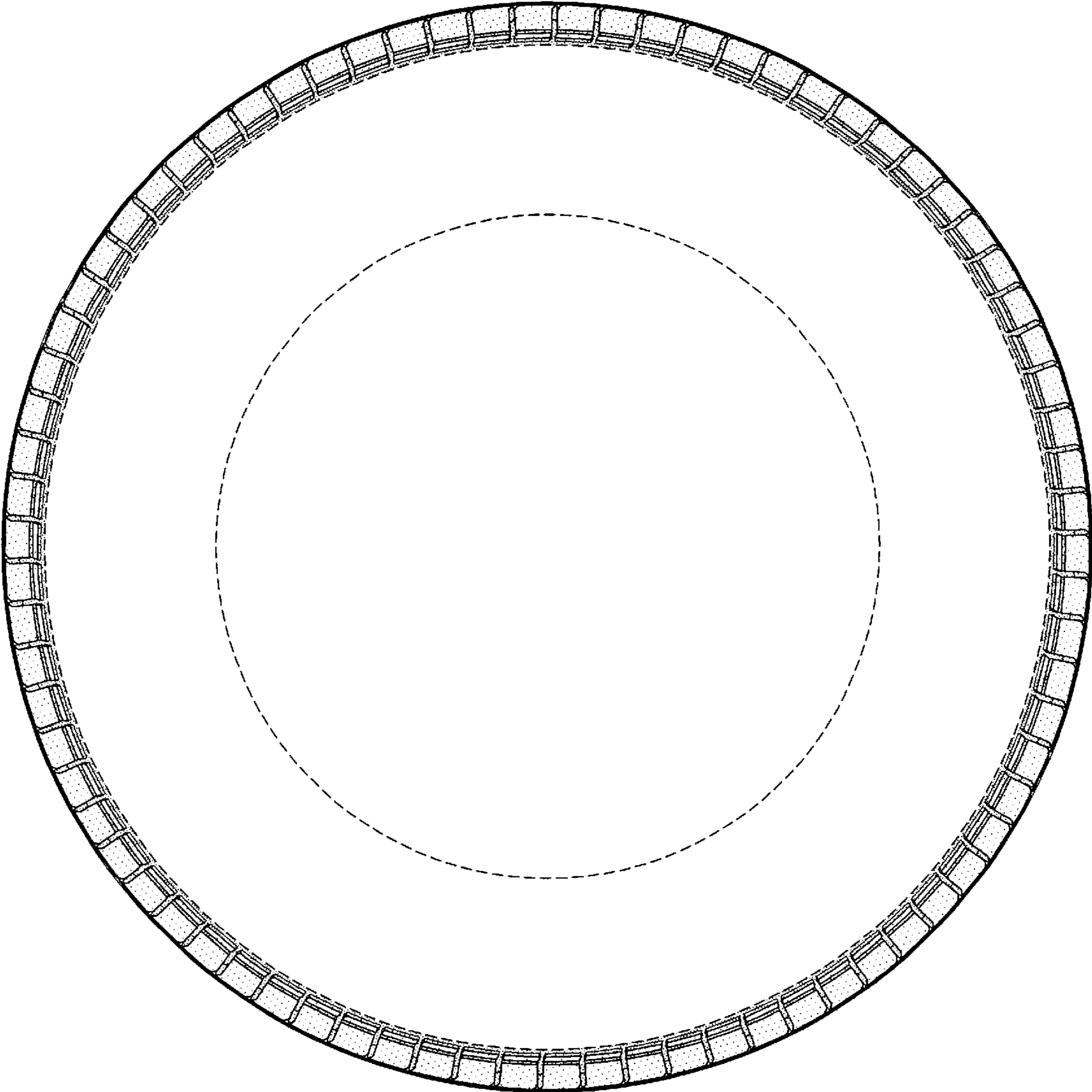


FIG-3

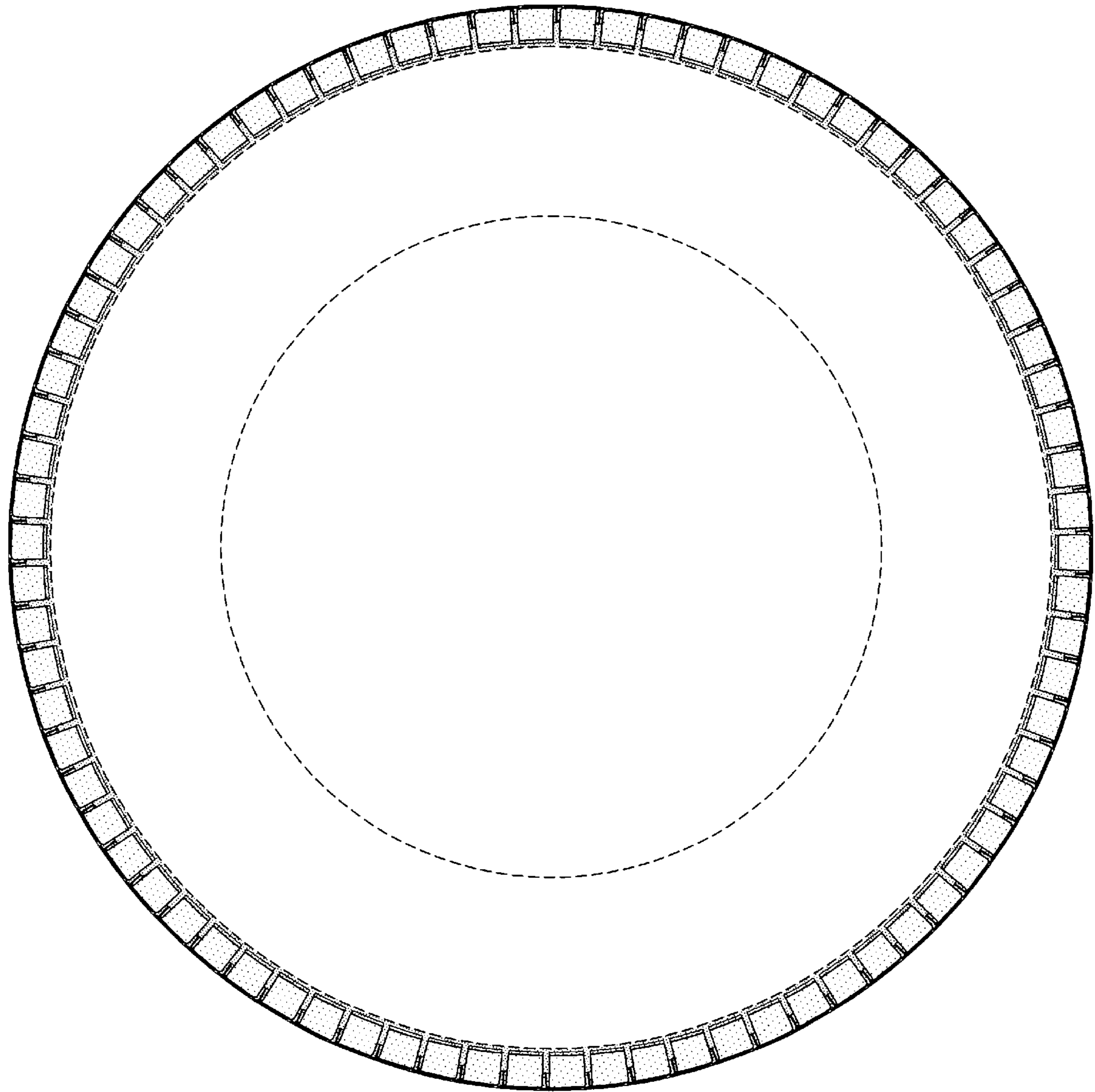


FIG-4

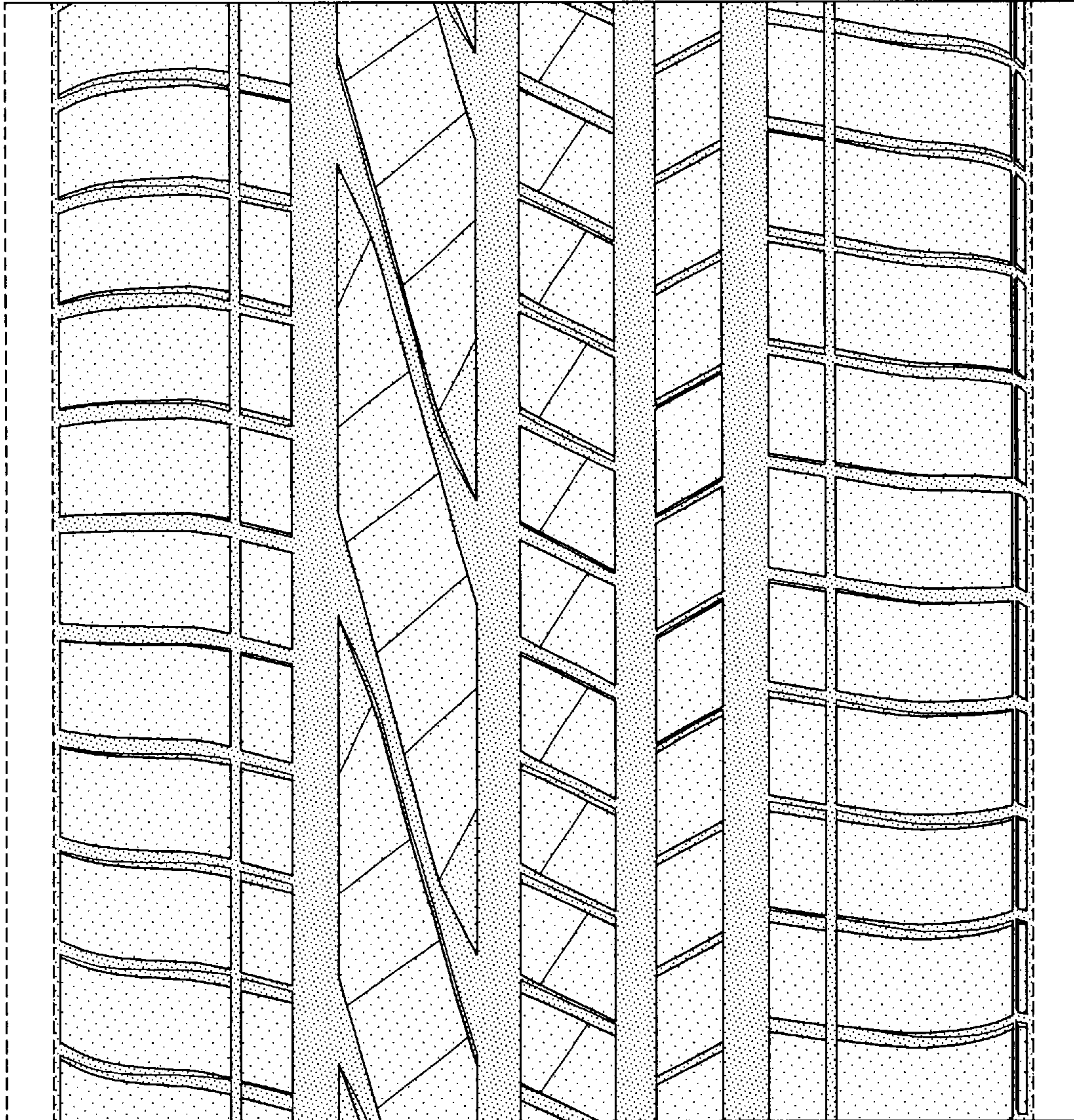


FIG-5