



US00D524221S

(12) **United States Design Patent**  
**Jones**

(10) **Patent No.:** **US D524,221 S**

(45) **Date of Patent:** **\*\* Jul. 4, 2006**

(54) **RIM PROTECTOR**

(76) Inventor: **Keith R. Jones**, P.O. Box 205,  
Jarvisburg, NC (US) 27947

(\*\*) Term: **14 Years**

(21) Appl. No.: **29/243,455**

(22) Filed: **Nov. 23, 2005**

(51) **LOC (8) Cl.** ..... **12-16**

(52) **U.S. Cl.** ..... **D12/213**

(58) **Field of Classification Search** ..... D12/213;  
294/131; D7/387, 358, 391-392.1; 301/108.1-108.5,  
301/37.103, 37.101, 37.21, 37.39, 37.31,  
301/37.42; 15/257.01; 118/505; 220/908,  
220/912

See application file for complete search history.

(56) **References Cited**

**U.S. PATENT DOCUMENTS**

3,883,181	A	5/1975	Dissinger	
4,784,440	A	11/1988	Fair	
4,874,206	A	10/1989	Sampson	
4,955,670	A	9/1990	Koller	
D340,439	S	* 10/1993	Carbone	D12/213
D378,364	S	* 3/1997	Clifton	D12/213

D463,351	S	* 9/2002	Lewis	D12/213
6,485,106	B1	* 11/2002	Hermansen et al.	301/37.103
D480,039	S	9/2003	Williams	
D490,762	S	* 6/2004	Layman	D12/213
2003/0030320	A1	2/2003	Smith	

\* cited by examiner

*Primary Examiner*—Stacia Cadmus

(74) *Attorney, Agent, or Firm*—Lawrence J. Gibney, Jr.

(57) **CLAIM**

The ornamental design for a rim protector, as shown and described.

**DESCRIPTION**

FIG. 1 is a front view of the rim protector, showing my new design;

FIG. 2 is a rear view thereof;

FIG. 3 is a right side view thereof;

FIG. 4 is a top view thereof;


FIG. 5 is a bottom view thereof;

FIG. 6 is a perspective view thereof; and,

FIG. 7 is a reduced perspective view thereof, shown with the rim protector in its position of use.

The broken line showing of environment is for illustrative purposes only and forms no part of the claimed design.

**1 Claim, 4 Drawing Sheets**






FIG. 1

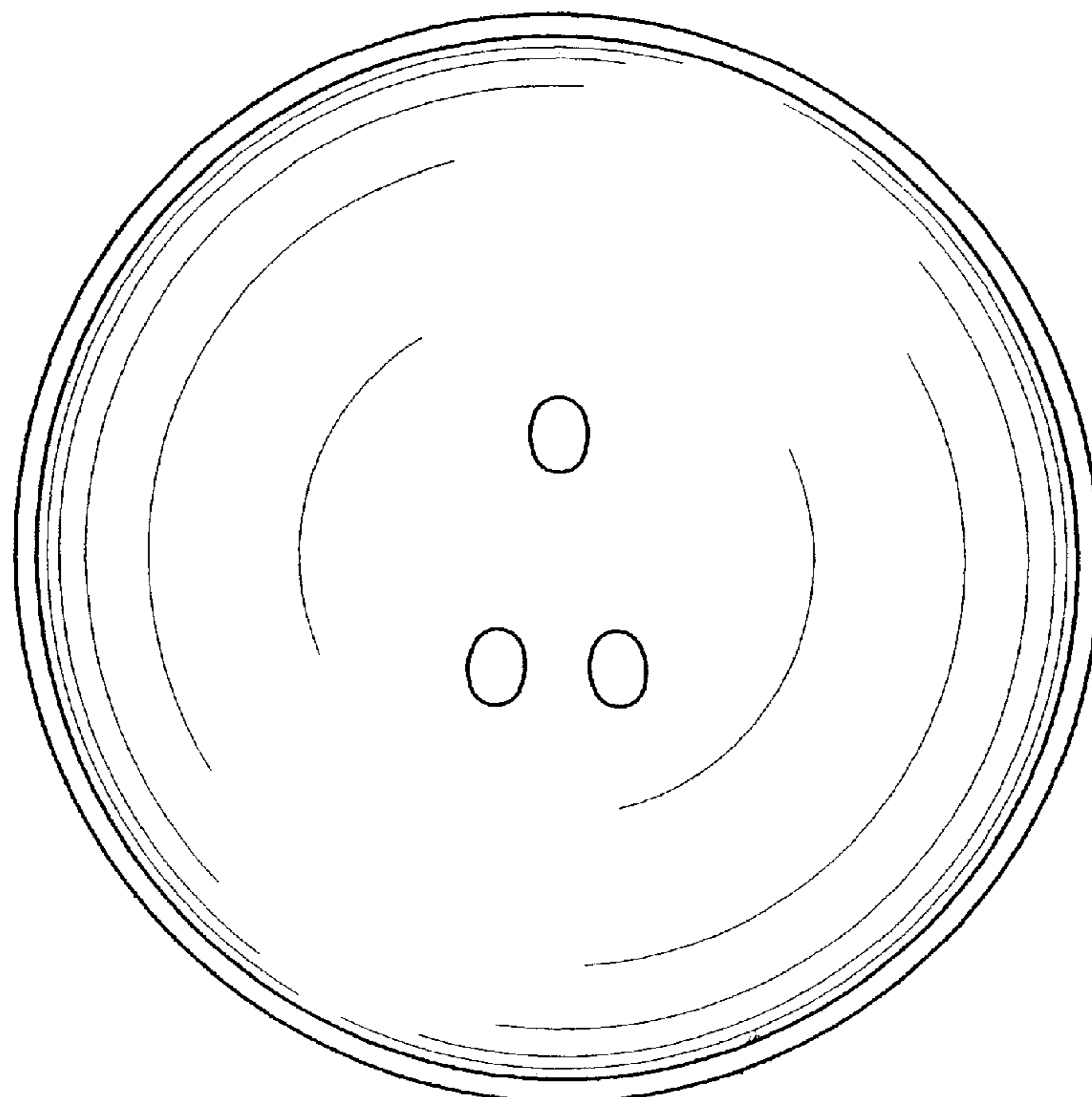


FIG. 2

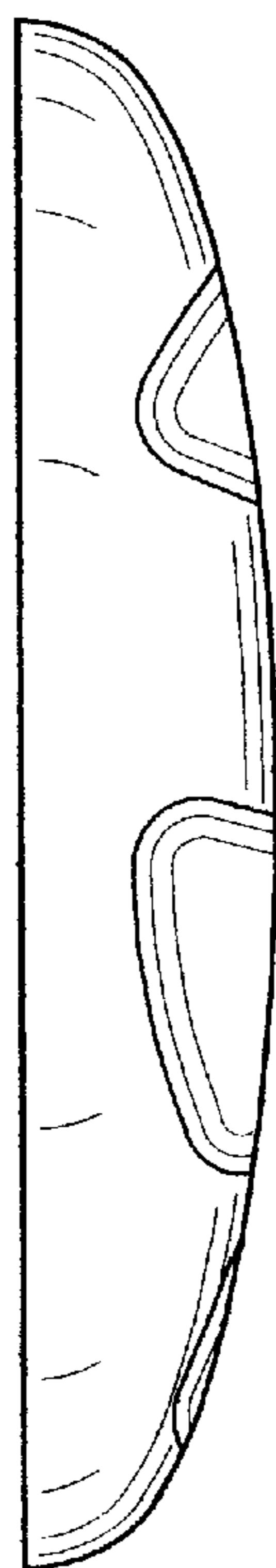


FIG. 3




FIG. 4

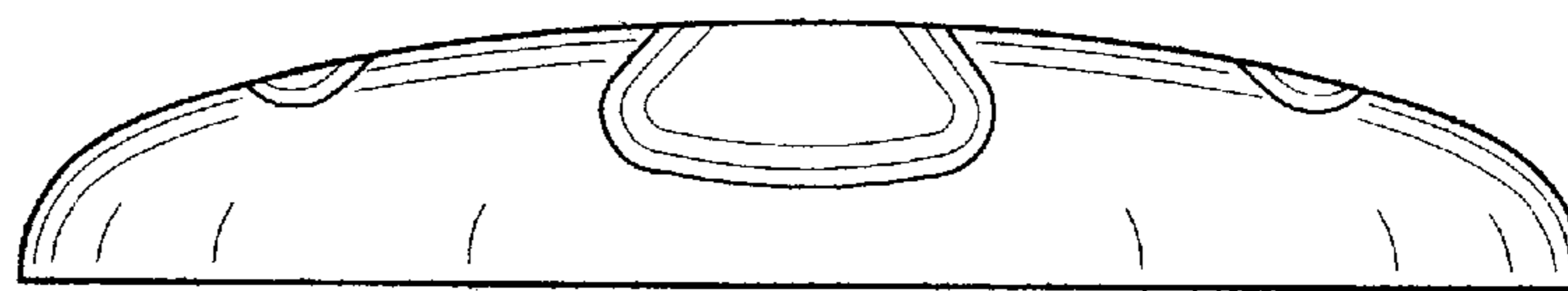


FIG. 5

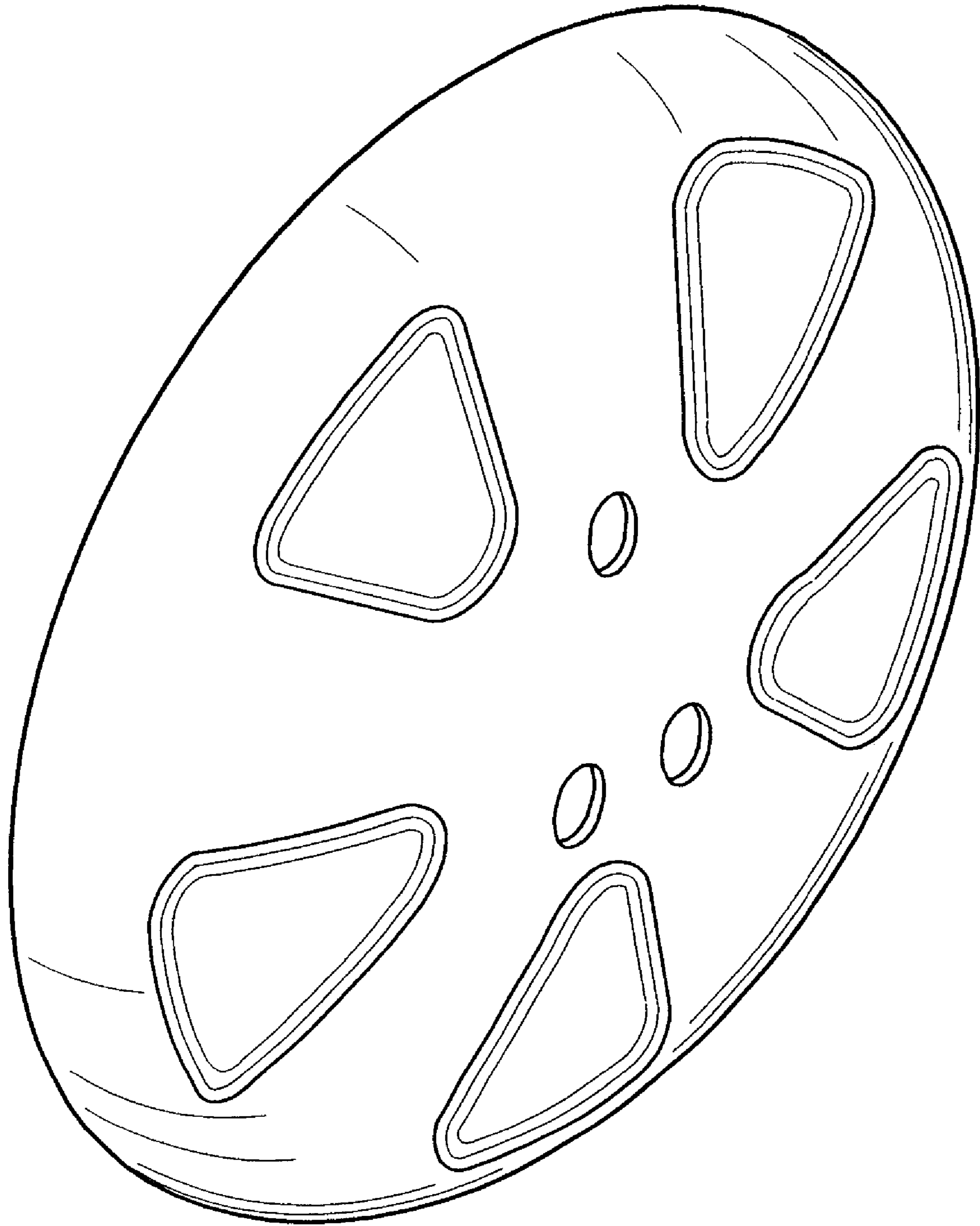


FIG. 6

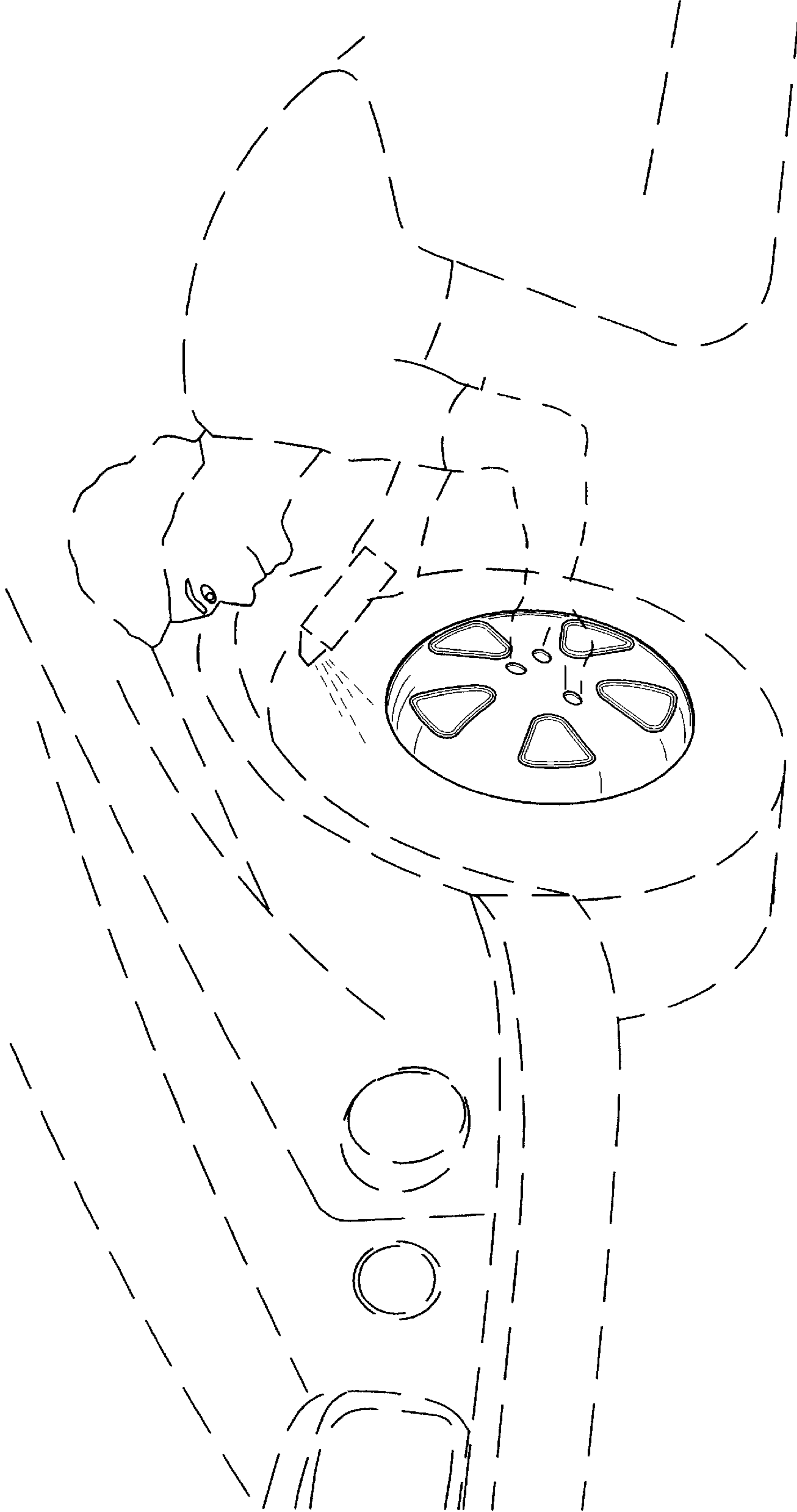


FIG. 7