

US00D524204S

(12) **United States Design Patent**
Beigel

(10) **Patent No.:** **US D524,204 S**

(45) **Date of Patent:** **** Jul. 4, 2006**

(54) **FENDER EXTENSION OF A TRUCK VEHICLE**

(75) Inventor: **David J. Beigel**, Payne, OH (US)

(73) Assignee: **International Truck and Engine Corporation Canada**, Warrenville, IL (US)

(**) Term: **14 Years**

(21) Appl. No.: **29/232,377**

(22) Filed: **Jun. 16, 2005**

(51) **LOC (8) Cl.** **12-16**

(52) **U.S. Cl.** **D12/184; D12/196**

(58) **Field of Classification Search** D12/184,
D12/196, 93, 96, 173; 280/152.1, 847-849,
280/851, 153.1

See application file for complete search history.

(56) **References Cited**

U.S. PATENT DOCUMENTS

D401,198 S	11/1998	Mueller et al.
D409,965 S	5/1999	Mueller et al.
D437,574 S	2/2001	Beigel
D442,898 S	5/2001	Beigel
D445,073 S	7/2001	Tirey et al.
D445,361 S	7/2001	Tirey et al.

D445,384 S	7/2001	Tirey et al.	
D447,099 S	8/2001	Tirey et al.	
D452,464 S	12/2001	Beigel	
6,364,389 B1	4/2002	Beigel	
D460,023 S	7/2002	Beigel	
D465,749 S	11/2002	Beigel	
D474,430 S	* 5/2003	Hill et al. D12/184
D482,993 S	* 12/2003	Conway et al. D12/184
D502,904 S	* 3/2005	Delashaw et al. D12/184

* cited by examiner

Primary Examiner—Melody N. Brown

(74) *Attorney, Agent, or Firm*—Gerald W. Askew; Jeffrey P. Calfa; Dennis Kelly Sullivan

(57) **CLAIM**

The ornamental design for a fender extension of a truck vehicle, as shown and described.

DESCRIPTION

FIG. 1 is a right, front perspective view of a left side embodiment of a fender extension of a truck vehicle showing our new design;


FIG. 2 is a top view thereof;

FIG. 3 is a front view thereof;

FIG. 4 is a right view thereof; and,

FIG. 5 is a left view thereof.

1 Claim, 2 Drawing Sheets






FIG. 1

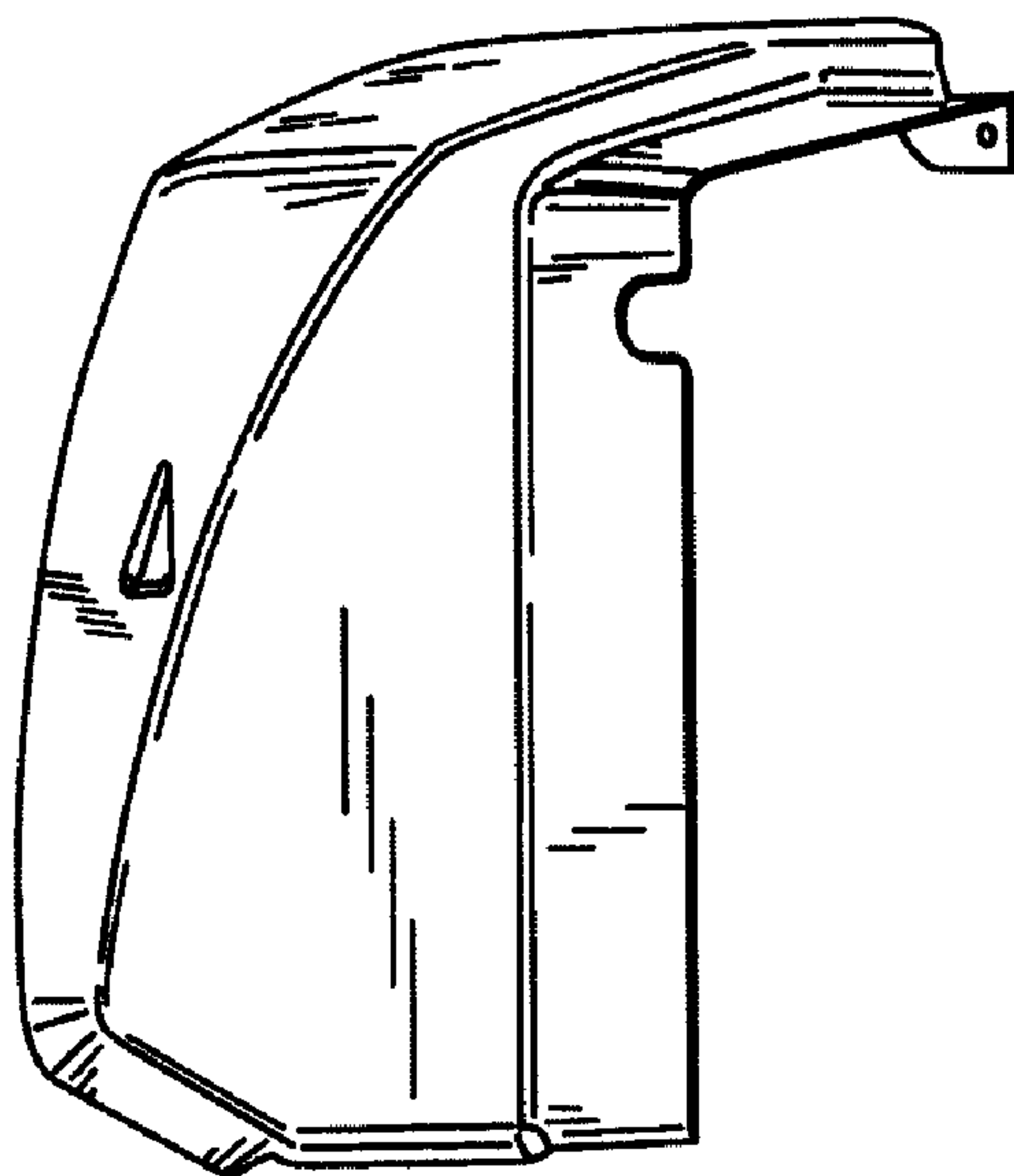


FIG. 2




FIG. 3

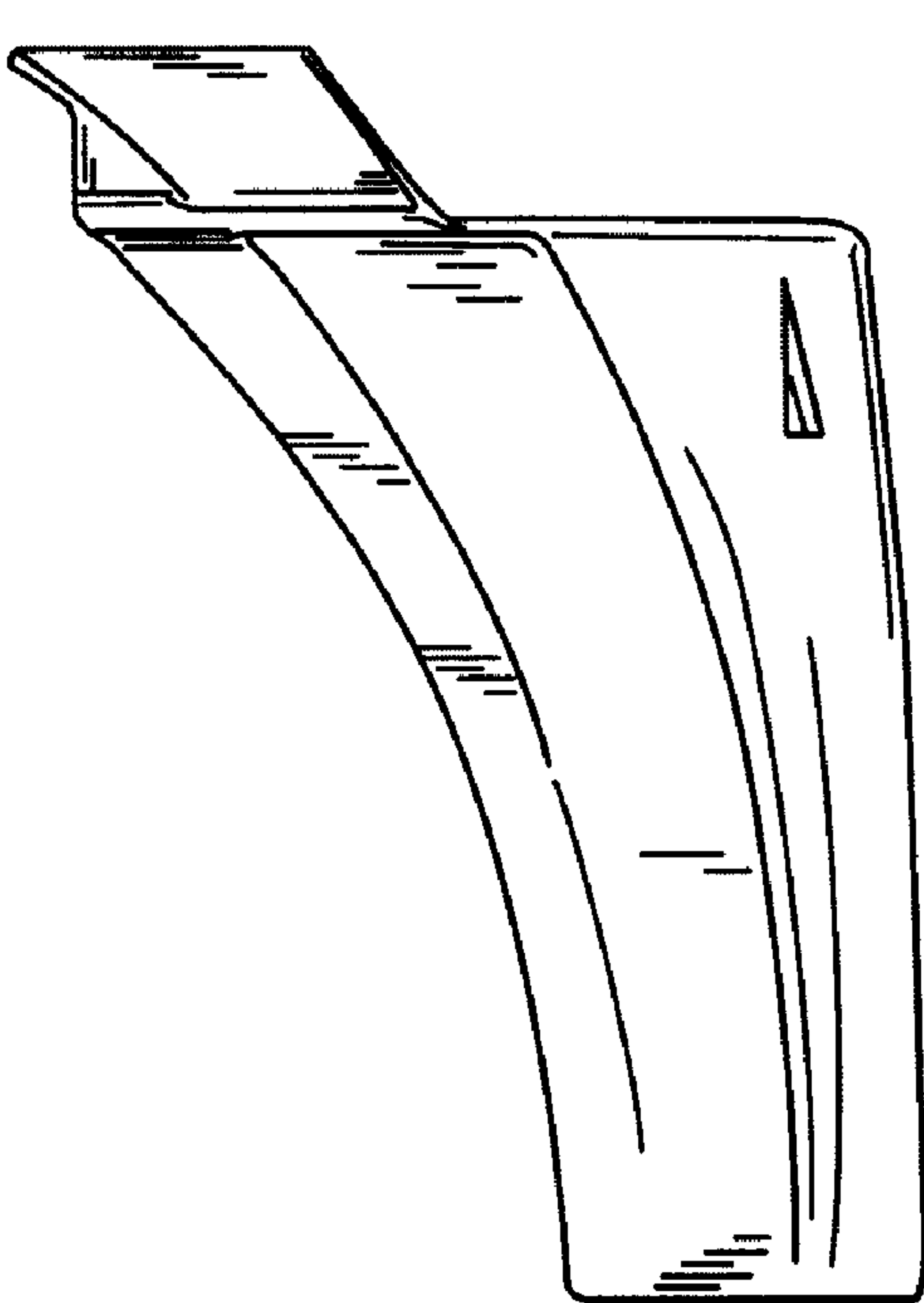


FIG. 4




FIG. 5