



US00D524182S

(12) **United States Design Patent**
Nataf

(10) **Patent No.:** **US D524,182 S**

(45) **Date of Patent:** **** Jul. 4, 2006**

(54) **WATCH DIAL**

(75) Inventor: **Thierry Nataf**, Paris (FR)

(73) Assignee: **Zenith International, S.A.** (CH)

(**) Term: **14 Years**

(21) Appl. No.: **29/235,697**

(22) Filed: **Aug. 4, 2005**

(30) **Foreign Application Priority Data**

Feb. 8, 2005 (WO) DM/066 307

(51) **LOC (8) Cl.** **10-05**

(52) **U.S. Cl.** **D10/126**

(58) **Field of Classification Search** D10/30-39,
D10/122-129; 368/80, 223, 228-229, 232,
368/276, 280-283, 285, 28-30, 21
See application file for complete search history.

(56) **References Cited**

U.S. PATENT DOCUMENTS

D323,124 S *	1/1992	Osawa	D10/39
5,119,349 A *	6/1992	Muto et al.	368/157
D338,161 S *	8/1993	Kizaki	D10/39
5,339,293 A *	8/1994	Kamiyama et al.	368/21
D403,250 S *	12/1998	Rabassa	D10/32
D496,874 S *	10/2004	Nataf	D10/126
D500,451 S *	1/2005	Yamamoto	D10/32
D501,641 S *	2/2005	Sugiura	D10/39
D506,936 S *	7/2005	Takahashi	D10/32
2005/0281136 A1 *	12/2005	Wilmouth et al.	368/28

OTHER PUBLICATIONS

Helmut Kahlert, Richard Muhe and Gisbert L. Brunner, *Wristwatches—History of a Century’s Development*, 1986, Schiffer Publishing, Ltd., First English Edition, p. 293.*
National Jeweler Magazine, Jun. 1973, p. 45, Watch #E located on the bottom row, center watch.*

* cited by examiner

Primary Examiner—Lucy Lieberman

Assistant Examiner—Zenia I. Bennett

(74) *Attorney, Agent, or Firm*—Lott & Friedland, PA

(57) **CLAIM**

The ornamental design for a watch dial, substantially as shown and described.

DESCRIPTION

FIG. 1 is a perspective view of the watch dial of the present invention;

FIG. 2 is a front view of the watch dial shown in of FIG. 1;

FIG. 3 is a rear view of the watch dial shown in of FIG. 1;

FIG. 4 is a left side elevational view of the watch dial shown in of FIG. 1;

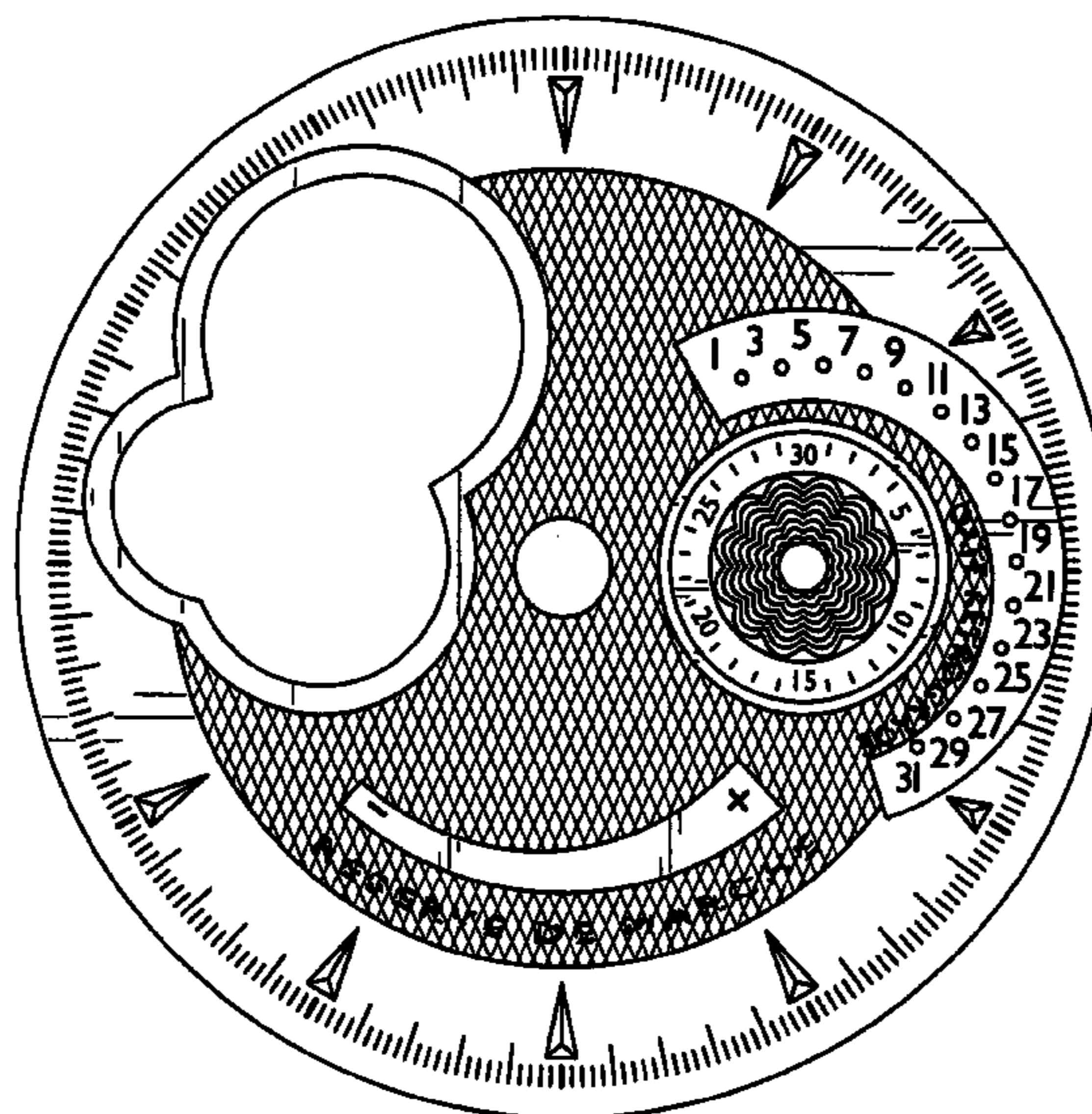
FIG. 5 is a right side elevational view of the watch dial shown in of FIG. 1;

FIG. 6 is a top view of the watch dial shown in of FIG. 1; and,

FIG. 7 is a bottom view of the watch dial shown in of FIG. 1.

The terms “Reserve de Marche” and “Date Retrograde” shown in broken lines in FIGS. 1 and 2 are for purposes of illustration only and form no part of the claimed design.

1 Claim, 5 Drawing Sheets



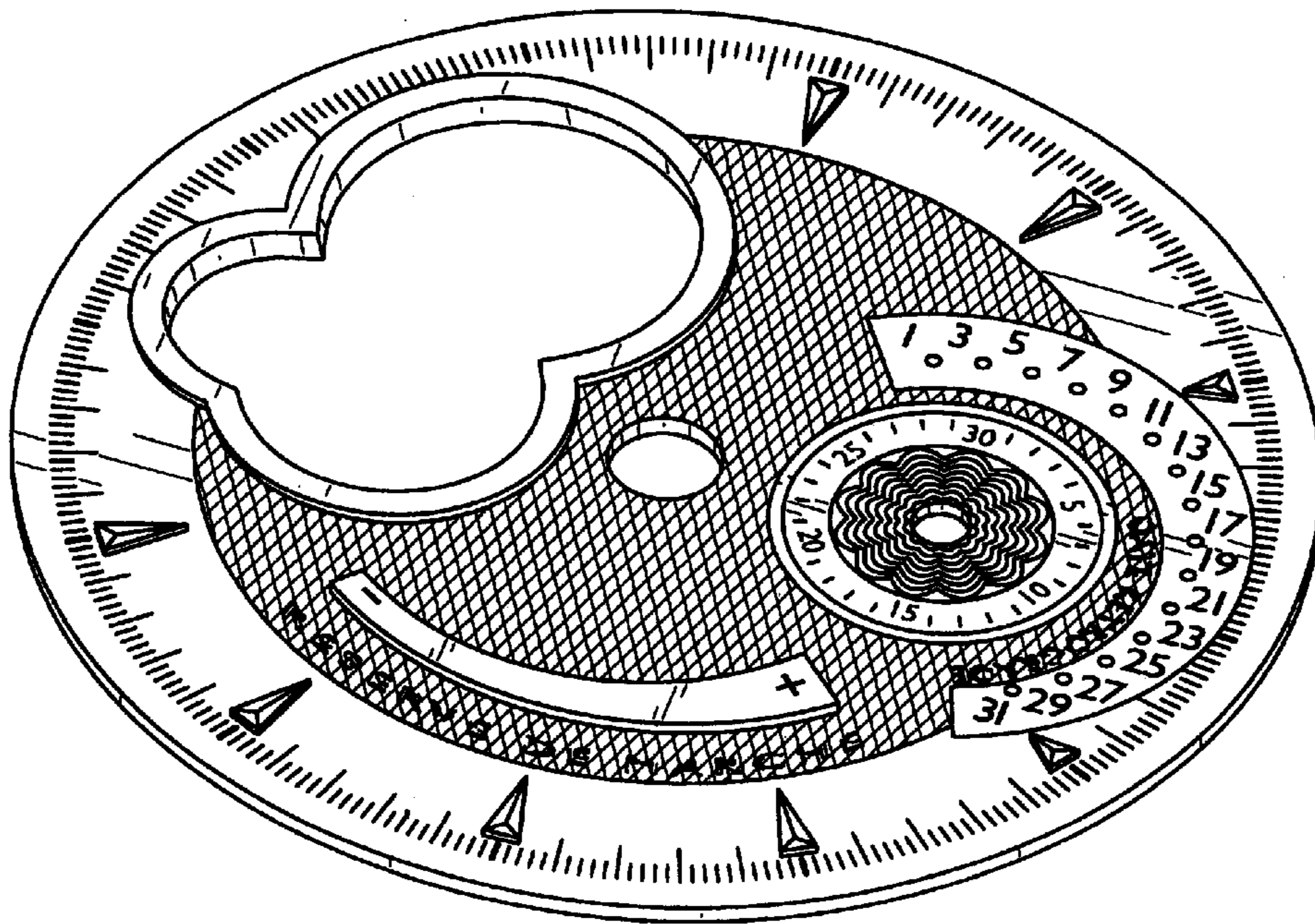


FIG. 1

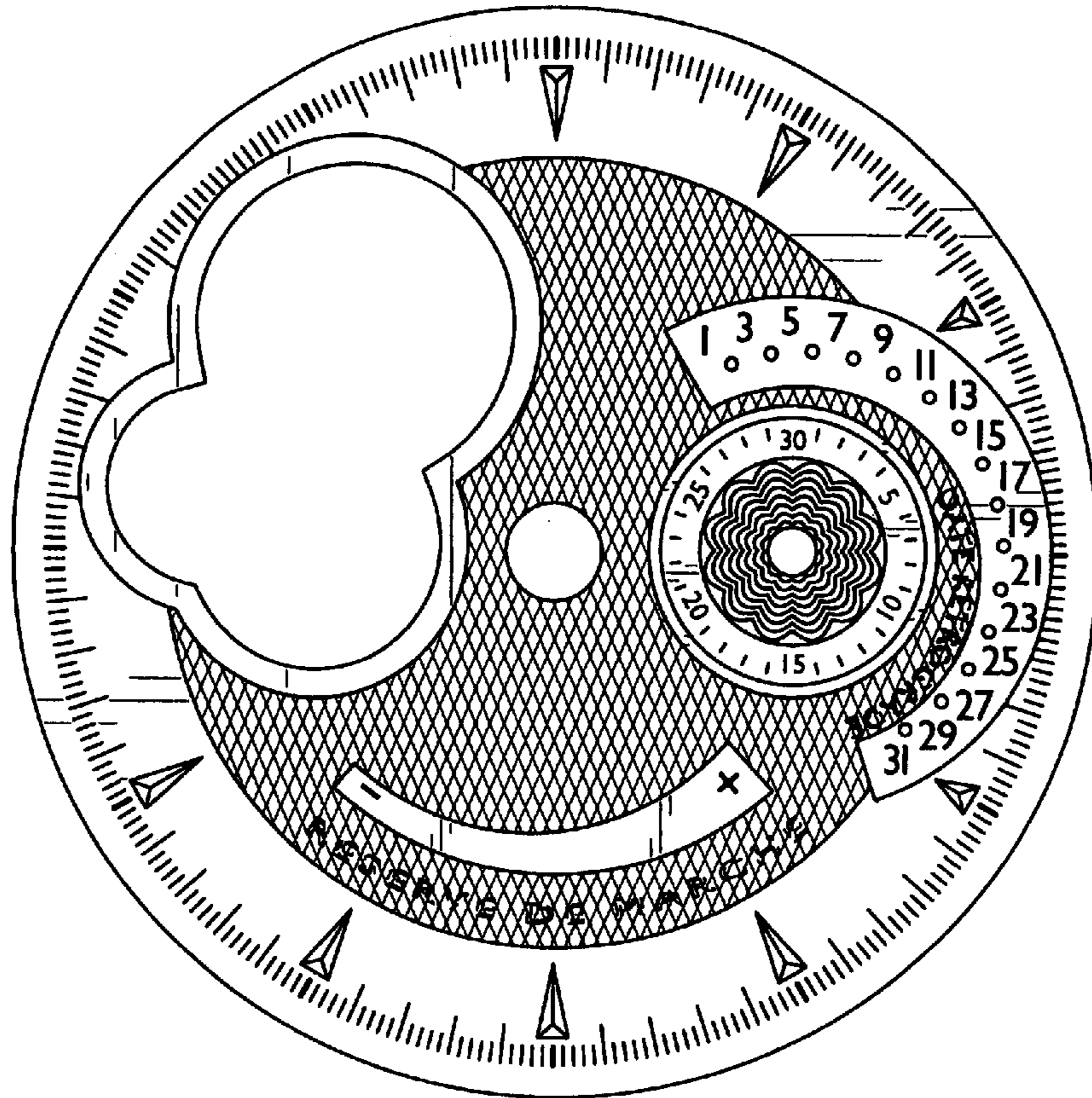


FIG. 2

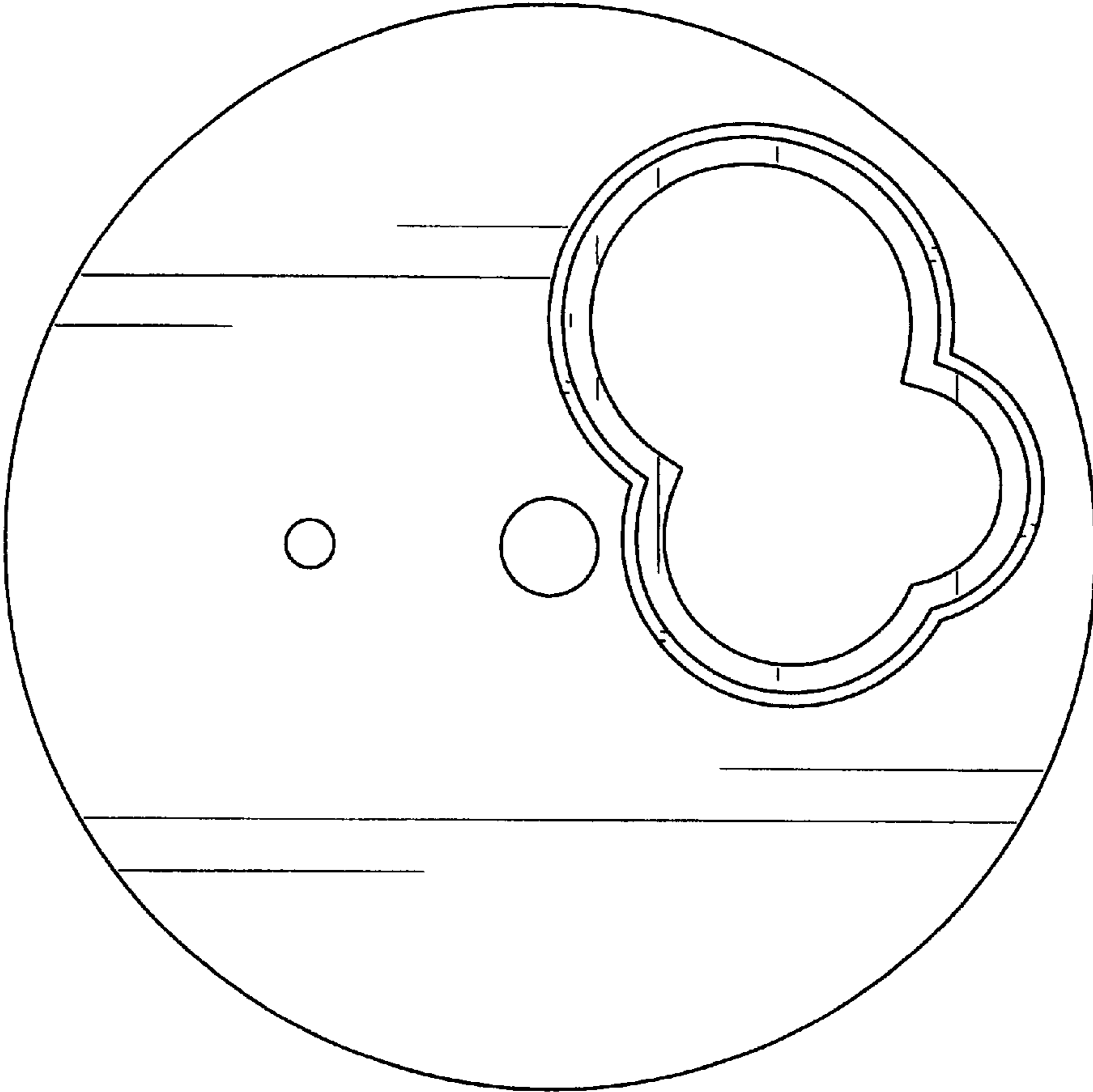


FIG. 3

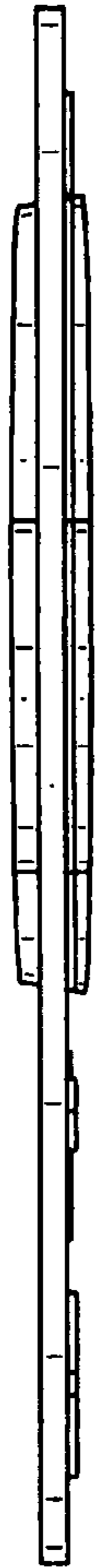


FIG. 4

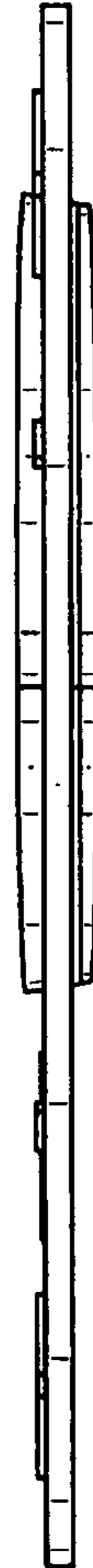


FIG. 5

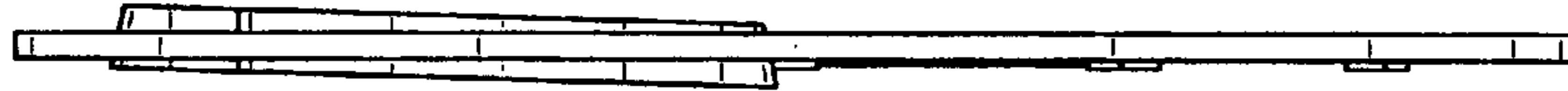


FIG. 6

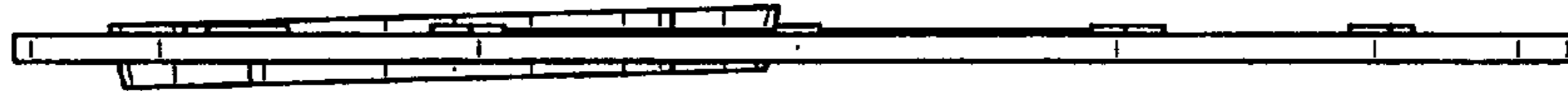


FIG. 7