

US00D524181S

(12) **United States Design Patent**
Nataf

(10) **Patent No.:** **US D524,181 S**
(45) **Date of Patent:** **** Jul. 4, 2006**

(54) **WATCH DIAL**

(75) Inventor: **Thierry Nataf**, Paris (FR)

(73) Assignee: **Zenith International, S.A.** (CH)

(**) Term: **14 Years**

(21) Appl. No.: **29/235,661**

(22) Filed: **Aug. 4, 2005**

(30) **Foreign Application Priority Data**

Feb. 8, 2005 (WO) DM/066 307

(51) **LOC (8) Cl.** **10-05**

(52) **U.S. Cl.** **D10/126**

(58) **Field of Classification Search** D10/30-39,
D10/122-129; 368/80, 223, 228-229, 232,
368/276, 280-283, 285, 28-30, 21

See application file for complete search history.

(56) **References Cited**

U.S. PATENT DOCUMENTS

D240,027 S	*	5/1976	Szalek	D10/126
D354,248 S	*	1/1995	Kaneko	D10/126
D387,293 S	*	12/1997	Rosenthal	D10/39
D434,680 S	*	12/2000	Fallani	D10/39
D476,908 S	*	7/2003	Ellia	D10/39
D483,684 S	*	12/2003	Kahil et al.	D10/126
D495,966 S	*	9/2004	Kahil et al.	D10/126
D496,296 S	*	9/2004	Nataf	D10/126
D496,297 S	*	9/2004	Kahil et al.	D10/126
D496,298 S	*	9/2004	Kahil et al.	D10/126
D502,885 S	*	3/2005	Nataf	D10/125
2005/0128882 A1	*	6/2005	Kraus et al.	368/223

OTHER PUBLICATIONS

Helmut Kahlert, Richard Muhe and Gisbert L. Brunner, *Wristwatches—History of a Century’s Development*, 1986, Schiffer Publishing, Ltd., First English Edition, p. 15,

‘Wristwatches of 1913 (Swiss)’, Watch #1—top, right, Watch #2—bottom, left.*

Gisbert L. Brunner and Christian Pfeiffer–Bell, *Wristwatches—A Handbook and Price Guide*, 1993, Schiffer Publishing, Ltd., First English Edition, p. 80, Watch #24 located on the top left of page.*

Gisbert L. Brunner and Christian Pfeiffer–Bell, *Wristwatches—A Handbook and Price Guide*, 1993, Schiffer Publishing, Ltd., First English Edition, p. 108, Watch #163 located on the top left of page.*

American Time Magazine, Feb.–Mar. 2003, p. 1, ‘Gevril Watch’.*

* cited by examiner

Primary Examiner—Lucy Lieberman

Assistant Examiner—Zenia I. Bennett

(74) *Attorney, Agent, or Firm*—Lott & Friedland, PA

(57) **CLAIM**

The ornamental design for a watch dial, substantially as shown and described.

DESCRIPTION

FIG. 1 is a perspective view of the watch dial of the present invention;

FIG. 2 is a front view of the watch dial shown in of FIG. 1;

FIG. 3 is a rear view of the watch dial shown in of FIG. 1;

FIG. 4 is a left side elevational view of the watch dial shown in of FIG. 1;

FIG. 5 is a right side elevational view of the watch dial shown in of FIG. 1;

FIG. 6 is a top view of the watch dial shown in of FIG. 1; and,

FIG. 7 is a bottom view of the watch dial shown in of FIG. 1.

1 Claim, 7 Drawing Sheets






FIG. 1



FIG. 2

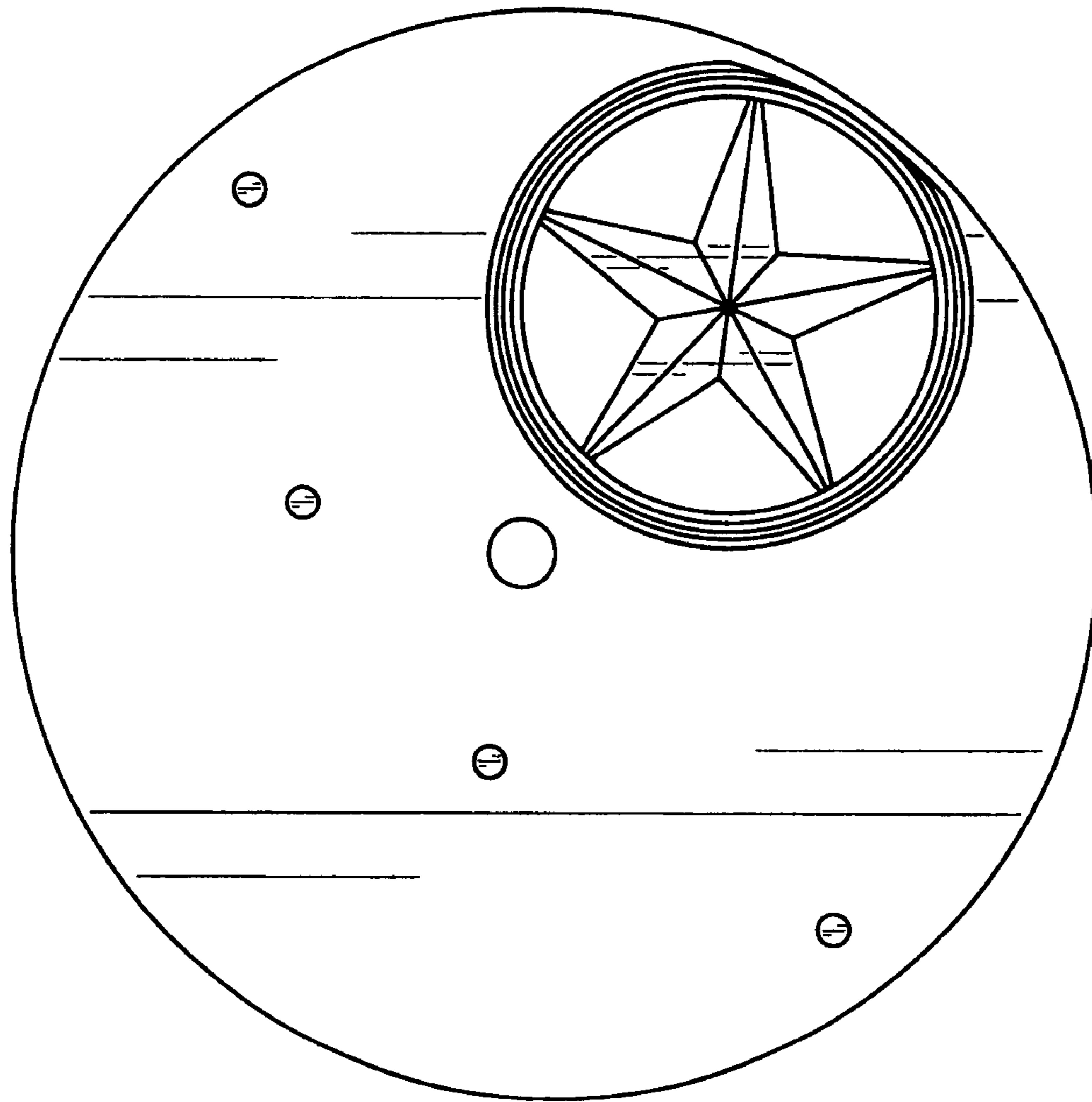


FIG. 3

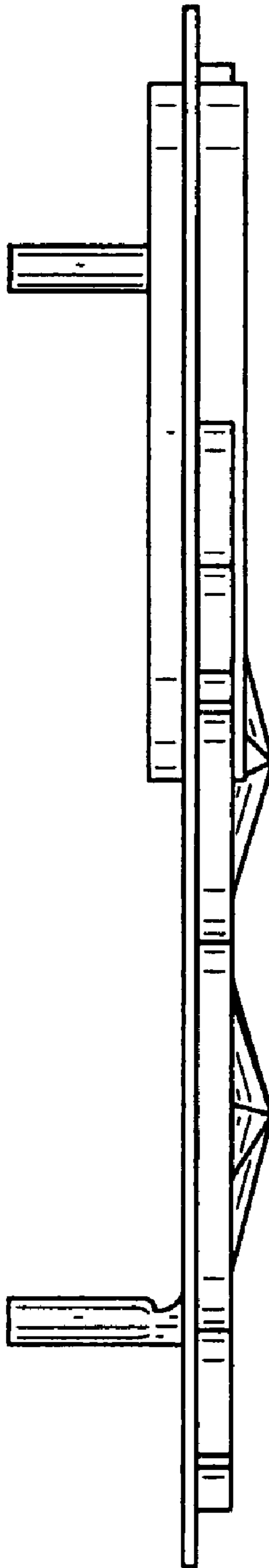


FIG. 4

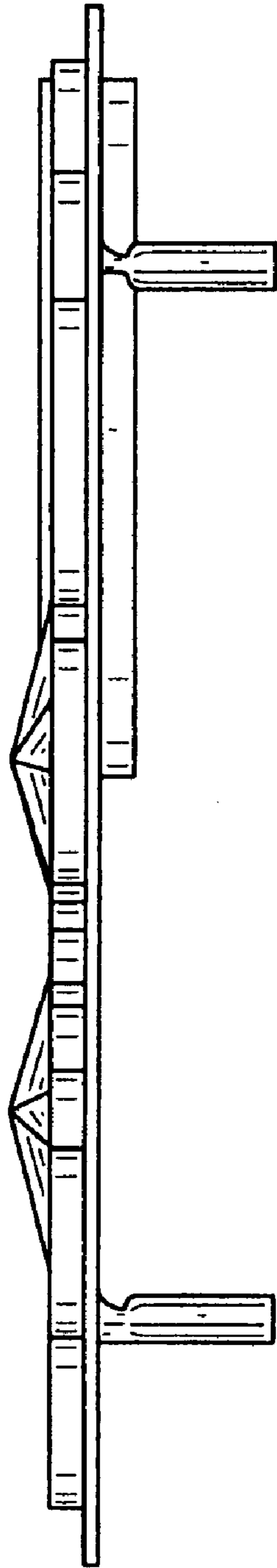


FIG. 5

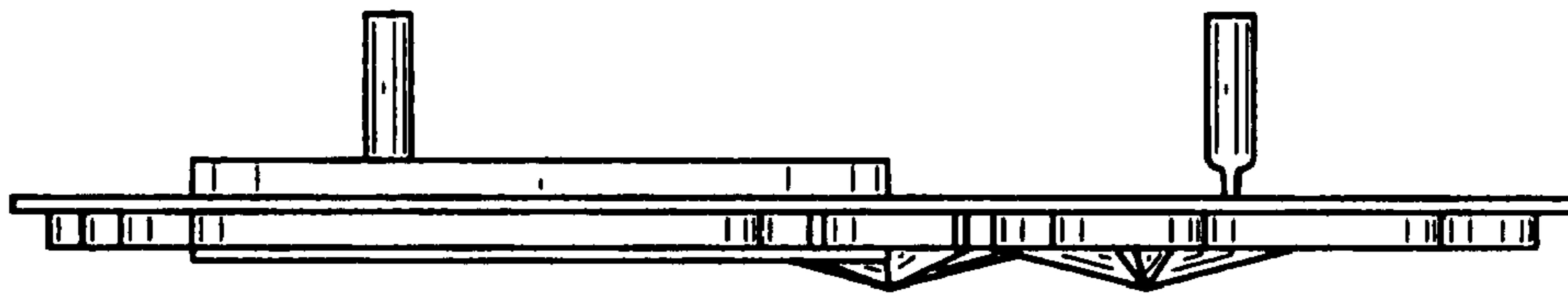


FIG. 6

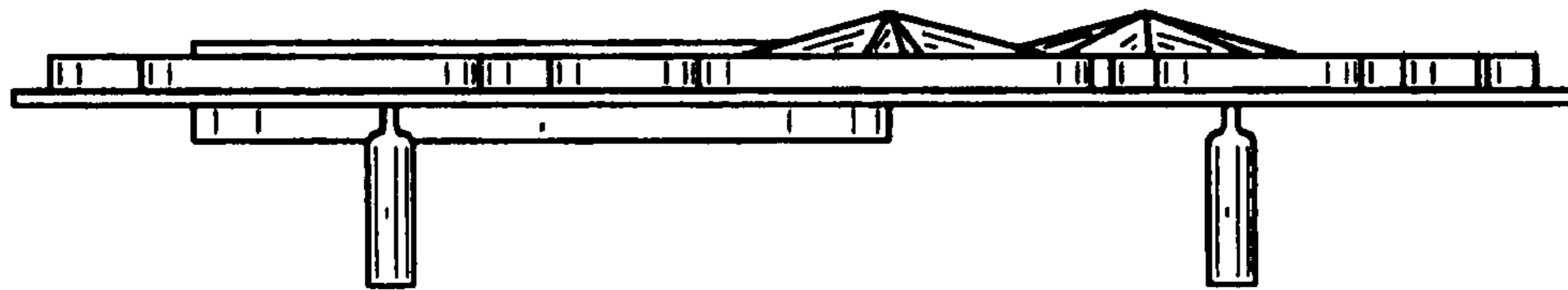


FIG. 7