

US00D524173S

(12) **United States Design Patent**
Mouquet

(10) **Patent No.:** **US D524,173 S**
(45) **Date of Patent:** **** Jul. 4, 2006**

(54) **WRISTWATCH**

(75) Inventor: **Philippe Mouquet**, Paris (FR)

(73) Assignee: **La Montre Hermes SA**, Brugg (CH)

(**) Term: **14 Years**

(21) Appl. No.: **29/234,908**

(22) Filed: **Jul. 26, 2005**

(30) **Foreign Application Priority Data**

Jan. 27, 2005 (CH) 131376

(51) **LOC (8) Cl.** **10-02**

(52) **U.S. Cl.** **D10/32; D10/39**

(58) **Field of Classification Search** D10/30-39,
D10/122-132; D11/3-25; 368/281, 282,
368/285, 28-30, 239-242, 276-278, 82-84,
368/223, 232, 228, 80, 294, 295; 224/164,
224/168

See application file for complete search history.

(56) **References Cited**

U.S. PATENT DOCUMENTS

1,701,339 A * 2/1929 Roy 368/281
D123,888 S * 12/1940 Koven D10/32
D284,642 S * 7/1986 Kabaya D10/38

D421,920 S * 3/2000 Bodino D10/32
D439,530 S * 3/2001 Bodino D10/32
D455,968 S * 4/2002 Lassigne D10/32
D456,283 S * 4/2002 Baumann D10/32
D473,798 S * 4/2003 Fu et al. D10/30
D474,697 S * 5/2003 Fu et al. D10/30

OTHER PUBLICATIONS

Hong Kong Watches & Clocks, vol. 2, 2003, p. 103, watch # M094L.*

* cited by examiner

Primary Examiner—Lucy Lieberman

(74) *Attorney, Agent, or Firm*—Sughrue Mion, PLLC

(57) **CLAIM**

The ornamental design for a wristwatch, as shown.

DESCRIPTION

FIG. 1 is a perspective view of the front and right side of a wristwatch showing my new design;
FIG. 2 is a front elevational view thereof;
FIG. 3 is a rear elevational view thereof;
FIG. 4 is a right side elevational view thereof;
FIG. 5 is a left side elevational view thereof;
FIG. 6 is a top plan view thereof; and,
FIG. 7 is a bottom plan view thereof.

1 Claim, 2 Drawing Sheets




FIG. 1



FIG. 2




FIG. 3




FIG. 4



FIG. 6




FIG. 5



FIG. 7

