

US00D524172S

(12) **United States Design Patent**
Monachon

(10) **Patent No.:** **US D524,172 S**

(45) **Date of Patent:** **** Jul. 4, 2006**

(54) **WRISTWATCH**

(75) **Inventor:** **Jean-Claude Monachon**, Les
Vieux-Prés (CH)

(73) **Assignee:** **Omega SA (Omega Ltd.)**, Bienne (CH)

(**) **Term:** **14 Years**

(21) **Appl. No.:** **29/231,653**

(22) **Filed:** **Jun. 8, 2005**

(30) **Foreign Application Priority Data**

Feb. 1, 2005 (WO) DM/066 356

(51) **LOC (8) Cl.** **10-02**

(52) **U.S. Cl.** **D10/32; D10/39**

(58) **Field of Classification Search** D10/30-39,
D10/122-132; D11/3-25; 368/281, 282,
368/285, 28-30, 239-242, 276-278, 82-84,
368/223, 232, 228, 80, 294, 295; 224/164,
224/168

See application file for complete search history.

(56) **References Cited**

U.S. PATENT DOCUMENTS

D244,761 S * 6/1977 Sulek D10/38
D370,638 S * 6/1996 Oba D10/30

D423,374 S * 4/2000 Deleskiewicz D10/32
D470,422 S * 2/2003 Grotell D10/30
D484,814 S * 1/2004 Sugiura D10/32
D490,000 S * 5/2004 Lassigne D10/32
D494,477 S * 8/2004 Lalo D10/30

OTHER PUBLICATIONS

Hong Kong Watches & Clocks, vol. 2, 2003, p. 60,
watches.*

* cited by examiner

Primary Examiner—Lucy Lieberman

(74) *Attorney, Agent, or Firm*—Collen IP; Donald J. Ranft

(57) **CLAIM**

The ornamental design for a wristwatch, as shown and
described.

DESCRIPTION

FIG. 1 is a front view of my new and ornamental design for
a wristwatch;

FIG. 2 is a rear view thereof;

FIG. 3 is a right side view thereof;


FIG. 4 is a left side view thereof;

FIG. 5 is a top view thereof;

FIG. 6 is a bottom view thereof; and,

FIG. 7 is a perspective view thereof.

1 Claim, 3 Drawing Sheets



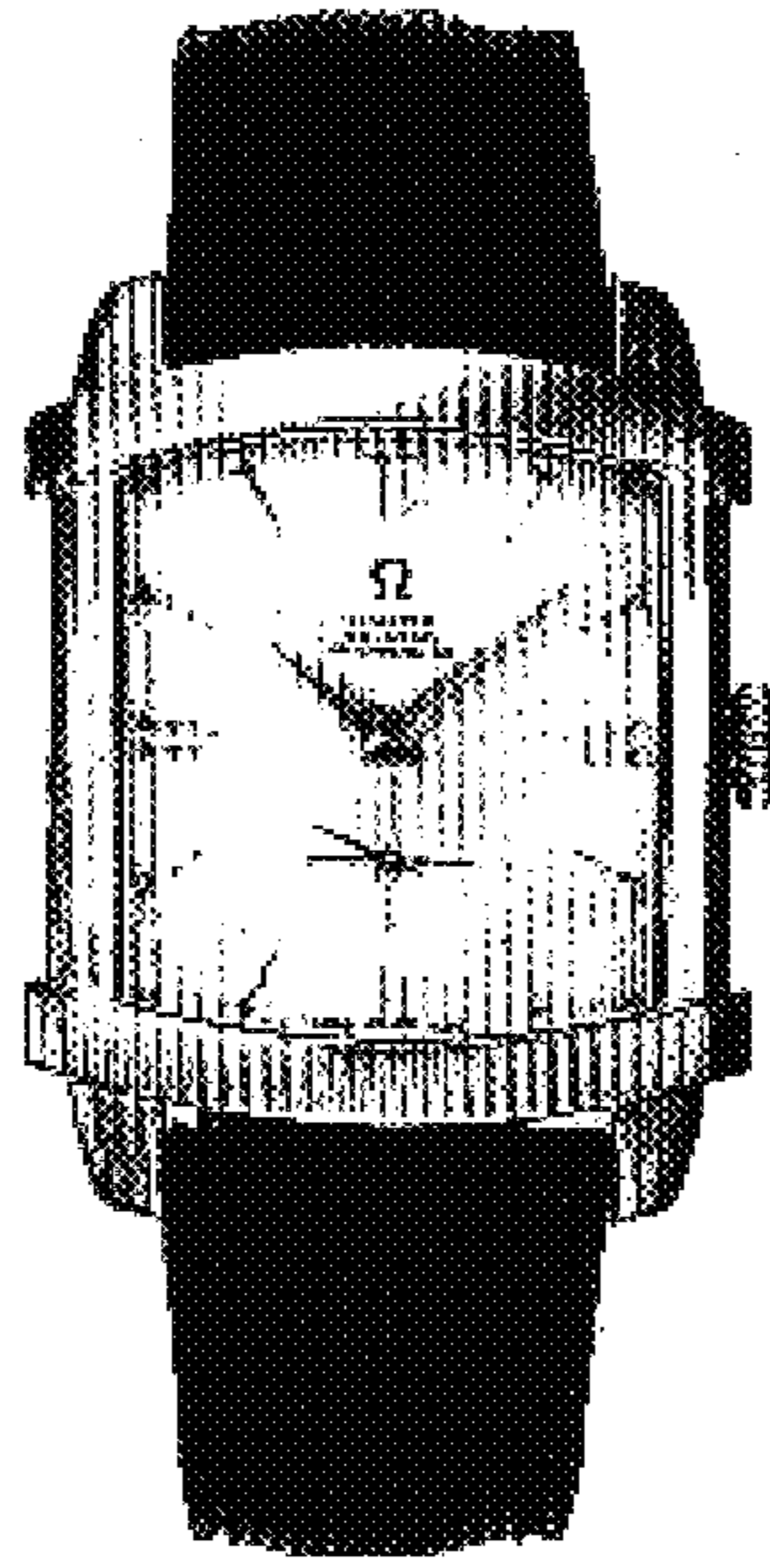


Figure 1




Figure 2




Figure 3




Figure 4




Figure 5




Figure 6




Figure 7