



US00D524166S

(12) **United States Design Patent**
Walther et al.

(10) **Patent No.:** **US D524,166 S**
(45) **Date of Patent:** **** Jul. 4, 2006**

(54) **BOTTLE**
(75) Inventors: **John Dwayne Walther**, Loveland, OH
(US); **Sarah Louise Thielman**,
Cincinnati, OH (US)

(73) Assignee: **The Procter & Gamble Company**,
Cincinnati, OH (US)

(**) Term: **14 Years**

(21) Appl. No.: **29/241,285**

(22) Filed: **Oct. 26, 2005**

(51) **LOC (8) Cl.** **09-01**

(52) **U.S. Cl.** **D9/682**

(58) **Field of Classification Search** D9/682,
D9/500, 515, 529, 542, 545, 560, 574, 575,
D9/691

See application file for complete search history.

(56) **References Cited**

U.S. PATENT DOCUMENTS

D168,390 S	*	12/1952	Baird	D9/574
D324,339 S		3/1992	Yeazell et al.		
D349,045 S		7/1994	Schmitt		
D364,092 S		11/1995	Feen		
D370,849 S	*	6/1996	Asante	D9/542
D376,980 S	*	12/1996	LoPreto	D9/542
D386,085 S		11/1997	Green		
D398,529 S	*	9/1998	Mascitelli	D9/448
D398,535 S		9/1998	Henderson et al.		
D398,536 S		9/1998	Chan et al.		
D407,304 S		3/1999	Crawford		
D409,092 S		5/1999	Beasley		

D416,805 S	*	11/1999	Mikla	D9/542
D436,863 S	*	1/2001	Wadsworth et al.	D9/448
D460,348 S	*	7/2002	Crawford et al.	D9/682
D462,272 S		9/2002	Bajjnath et al.		
D465,150 S		11/2002	Crawford et al.		
D467,163 S		12/2002	Crawford		
D467,814 S		12/2002	Davis et al.		
D470,043 S	*	2/2003	Crawford	D9/682
D481,639 S	*	11/2003	Crawford	D9/542
D485,747 S		1/2004	Crawford		
D497,108 S		10/2004	Lund et al.		
D499,333 S	*	12/2004	Crawford	D9/694
D506,140 S		6/2005	Maus		
D512,642 S	*	12/2005	Busa et al.	D9/542

* cited by examiner

Primary Examiner—Stella Reid

(74) *Attorney, Agent, or Firm*—Matthew P. Fitzpatrick

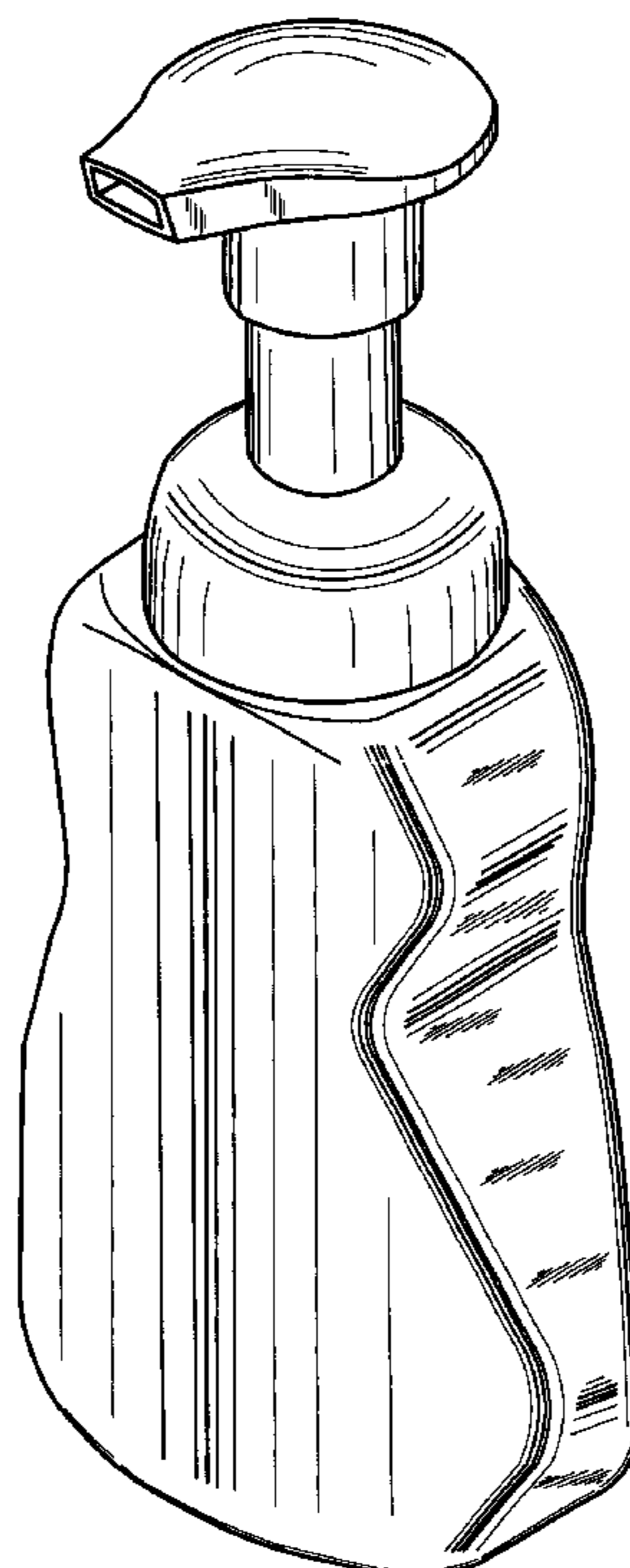
(57) **CLAIM**

The ornamental design for a “bottle,” as shown and described.

DESCRIPTION

FIG. 1 is a perspective view showing our new design; FIG. 2 is a top plan view of the bottle of FIG. 1; FIG. 3 is a bottom plan view of the bottle of FIG. 1; FIG. 4 is a left side elevational view of the bottle of FIG. 1; FIG. 5 is a right elevational view of the bottle of FIG. 1; FIG. 6 is a front elevational view of the bottle of FIG. 1; and, FIG. 7 is a rear elevational view of the bottle of FIG. 1. The dashed lines are for illustrative purposes only and form no part of the claimed design.

1 Claim, 6 Drawing Sheets



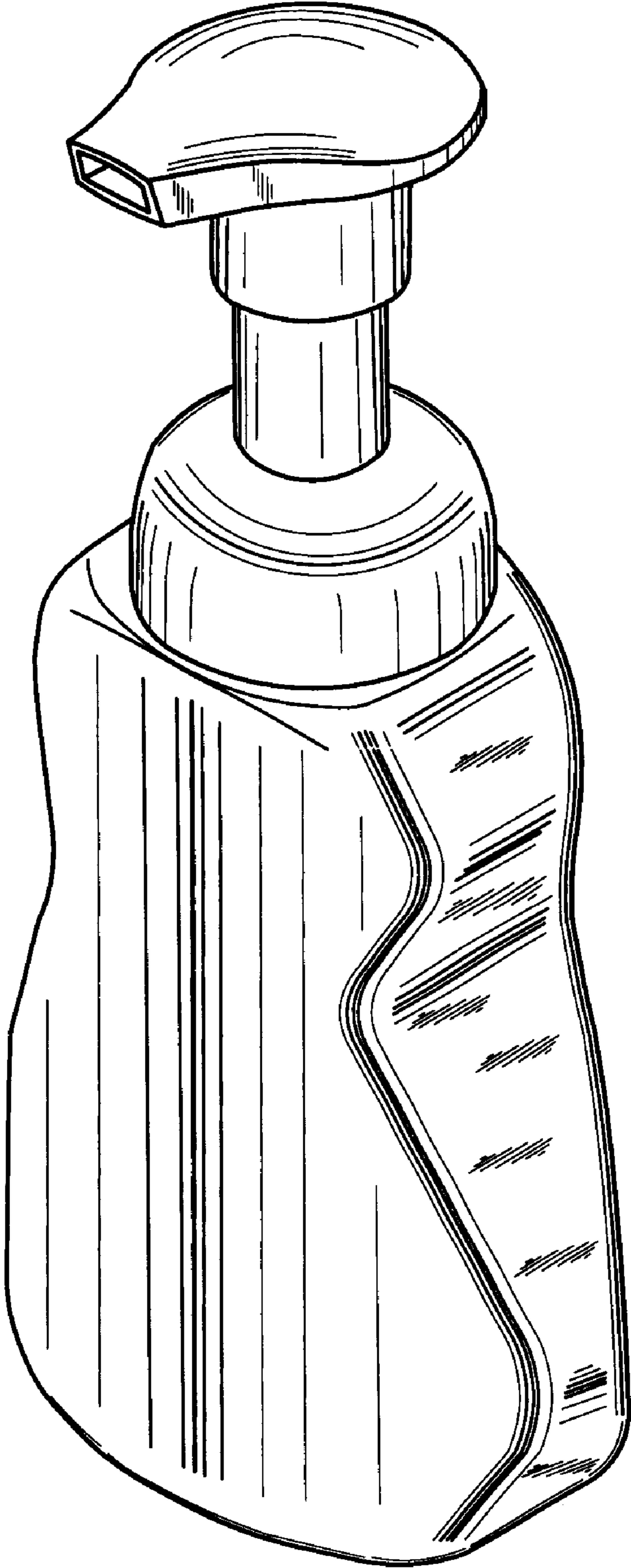


FIG. 1

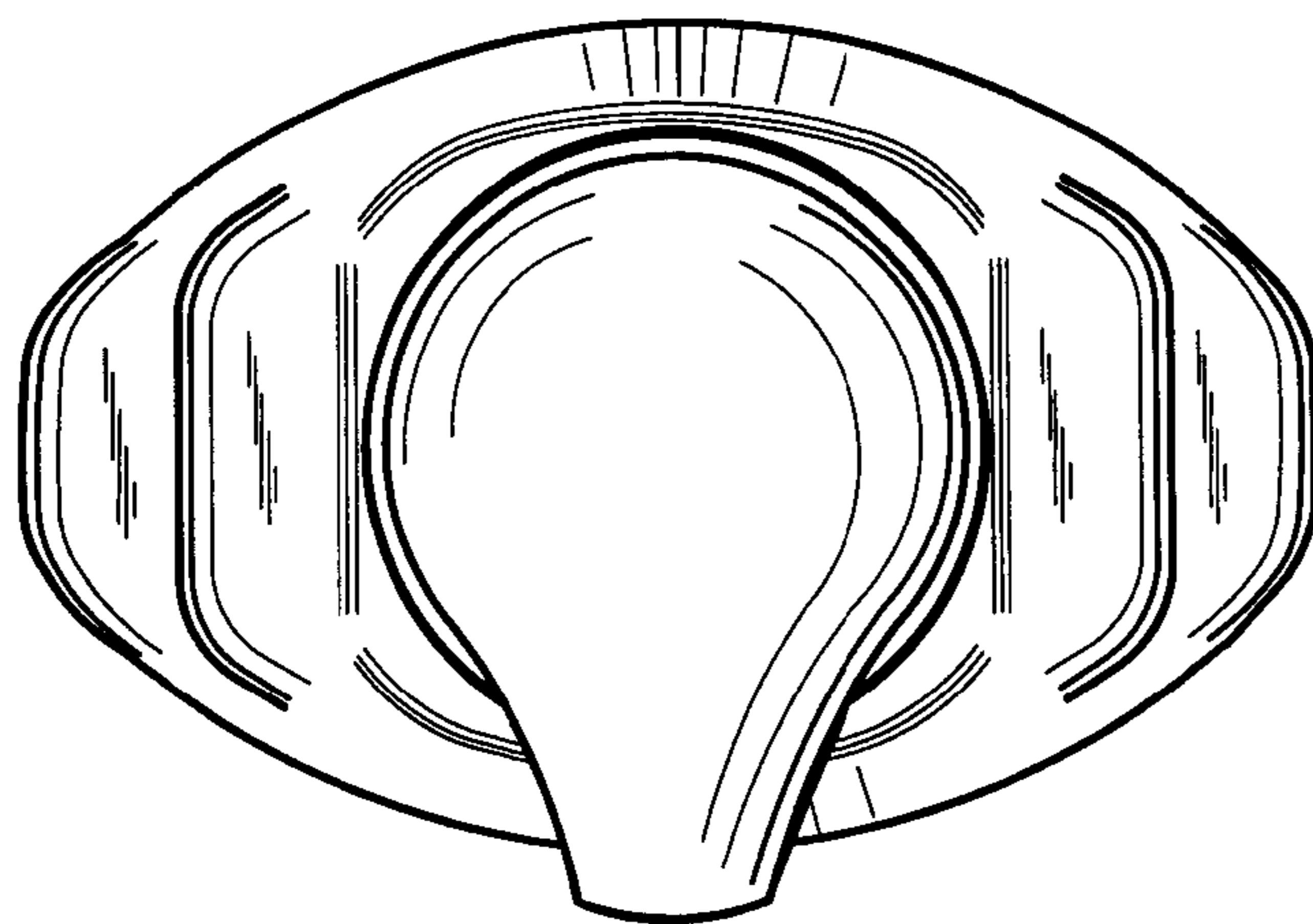


FIG. 2

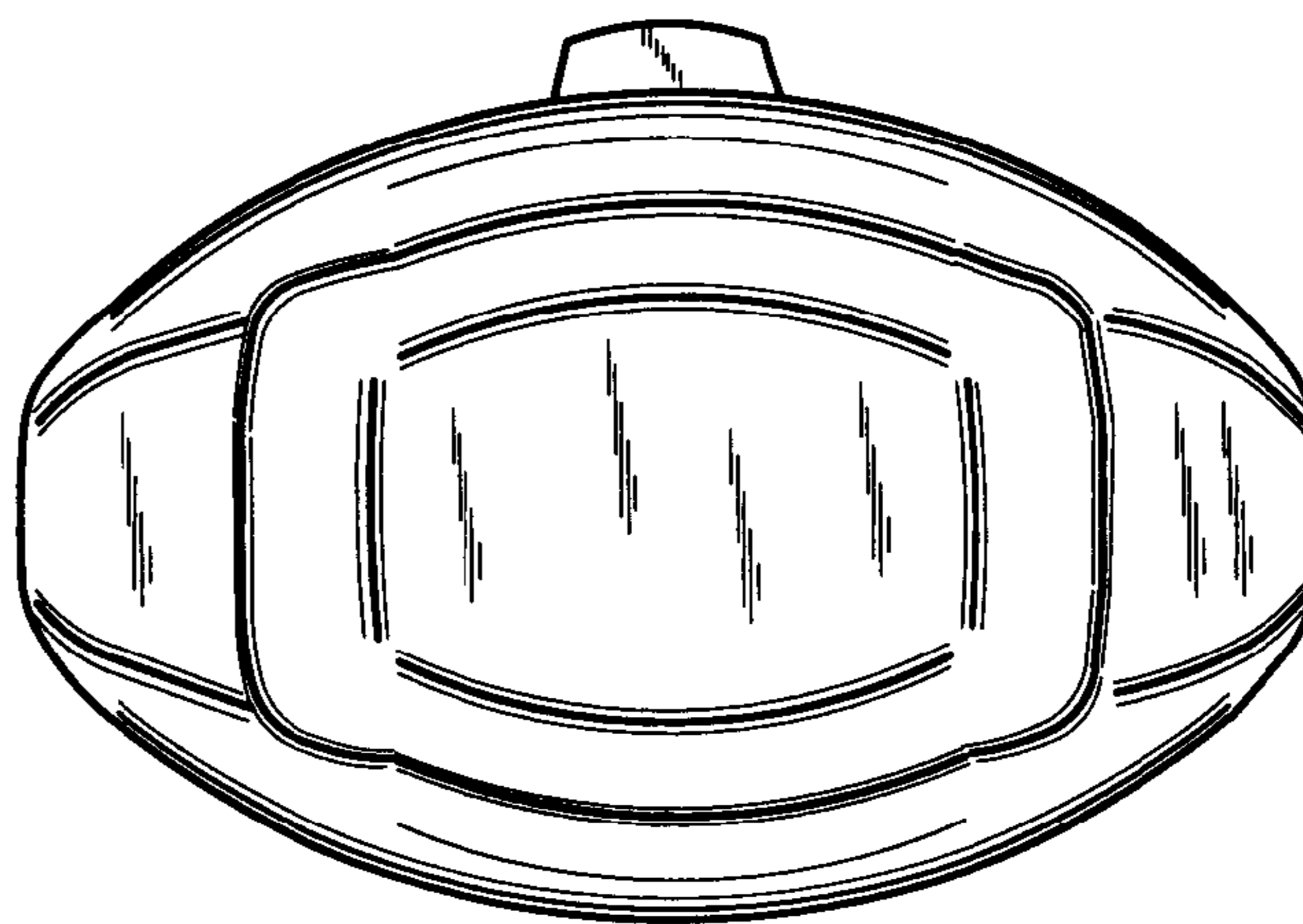


FIG. 3

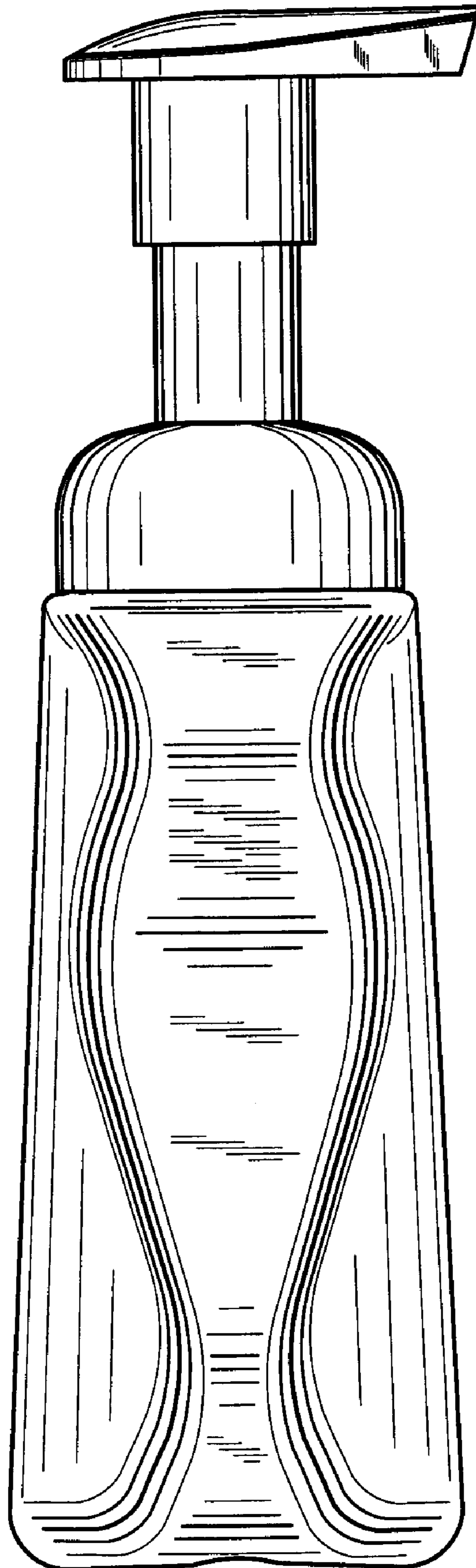


FIG. 4

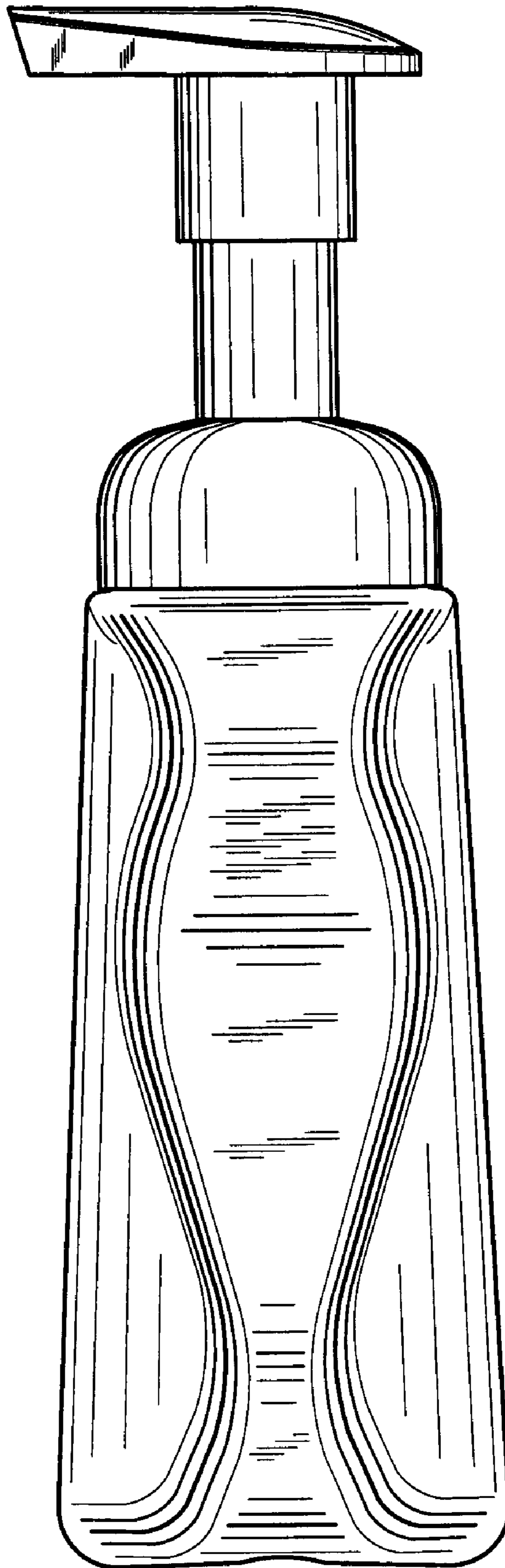


FIG. 5

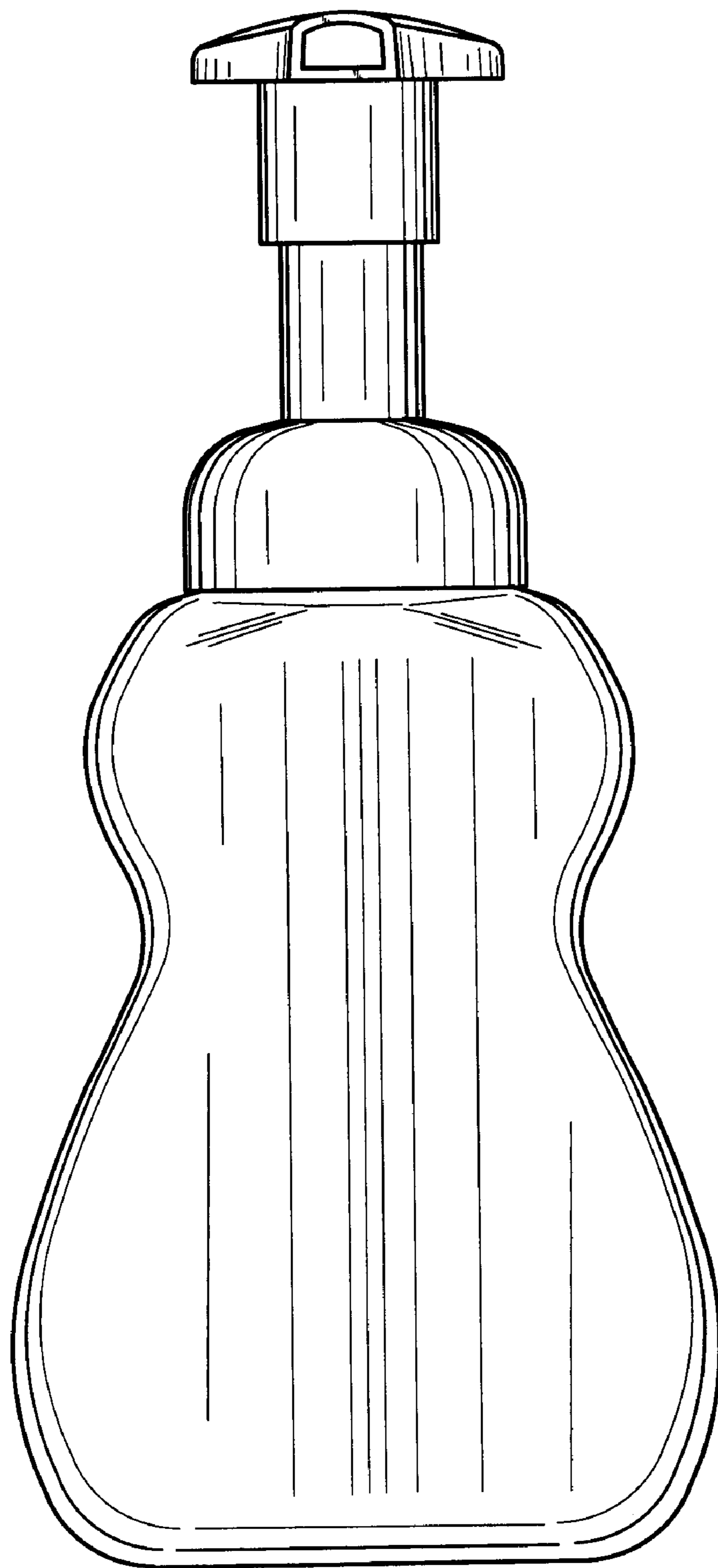


FIG. 6

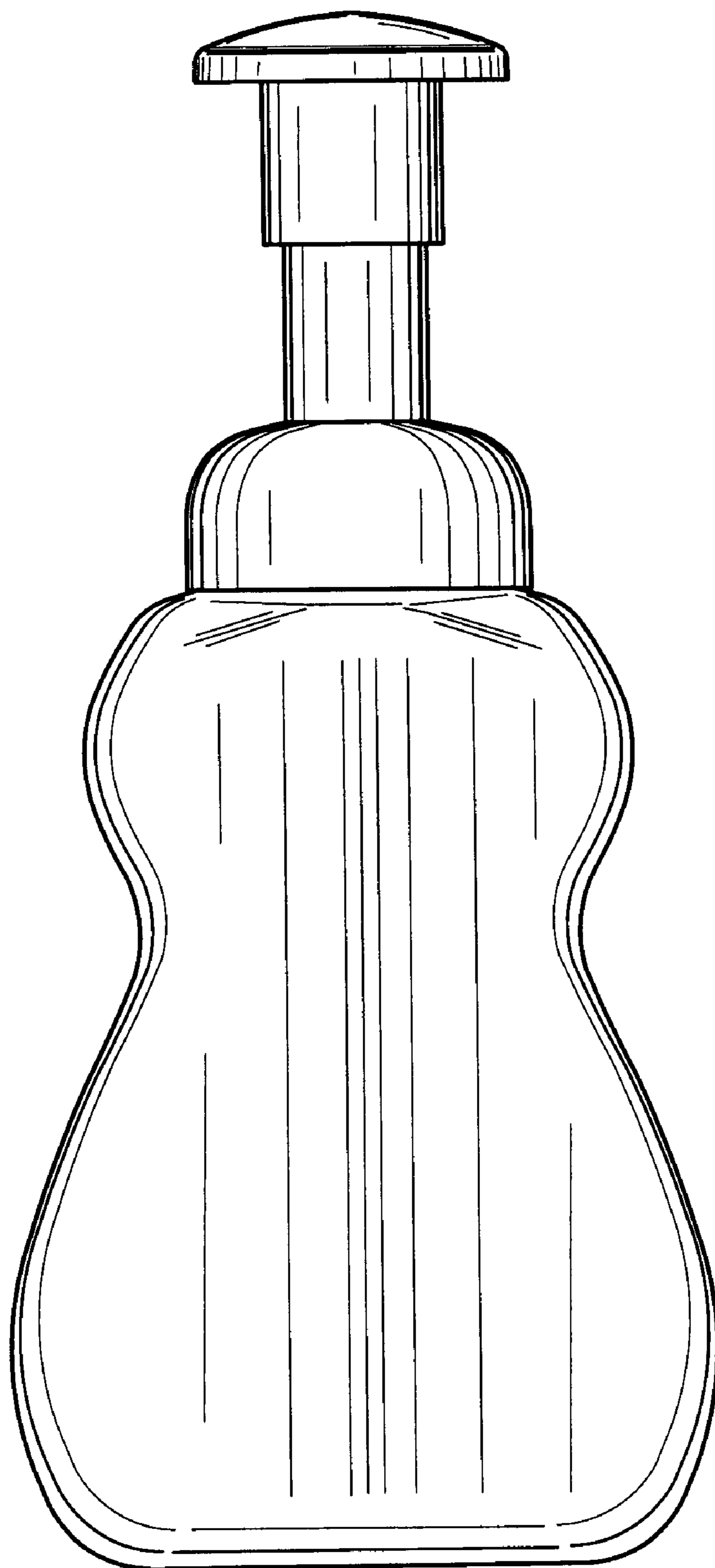


FIG. 7