

US00D524160S

(12) **United States Design Patent**
Endou et al.

(10) **Patent No.:** **US D524,160 S**
(45) **Date of Patent:** **** Jul. 4, 2006**

- (54) **CAN**
- (75) Inventors: **Hirosi Endou**, Kanagawa (JP);
Hidetomo Kohara, Kanagawa (JP)
- (73) Assignee: **Daiwa Can Company**, Tokyo (JP)
- (**) Term: **14 Years**
- (21) Appl. No.: **29/224,338**
- (22) Filed: **Mar. 2, 2005**
- (51) **LOC (8) Cl.** **09-03**
- (52) **U.S. Cl.** **D9/518**
- (58) **Field of Classification Search** D9/500–504,
D9/506, 513, 516, 518, 529, 538, 549, 556,
D9/558; 220/257.1, 257.2, 671–675, 703,
220/906, 711–715; 215/1 R, 1 C; 229/125.19,
229/160.2; 206/503, 514, 515, 524.1; D7/629
See application file for complete search history.

- D399,428 S * 10/1998 Ramsey D9/538
- 5,938,389 A * 8/1999 Shore et al. 220/673
- D427,910 S * 7/2000 Barnes et al. D9/502
- D455,961 S * 4/2002 Edson et al. D9/502
- D490,317 S * 5/2004 Chang D9/506
- D492,602 S * 7/2004 Sleeman D9/518
- D512,315 S * 12/2005 Holm D9/506

* cited by examiner

Primary Examiner—Mitchell Siegel
Assistant Examiner—Shanda C. Hill
(74) *Attorney, Agent, or Firm*—Rader, Fishman & Grauer
PLLC

(57) **CLAIM**

The ornamental design for a can, as shown and described.

DESCRIPTION

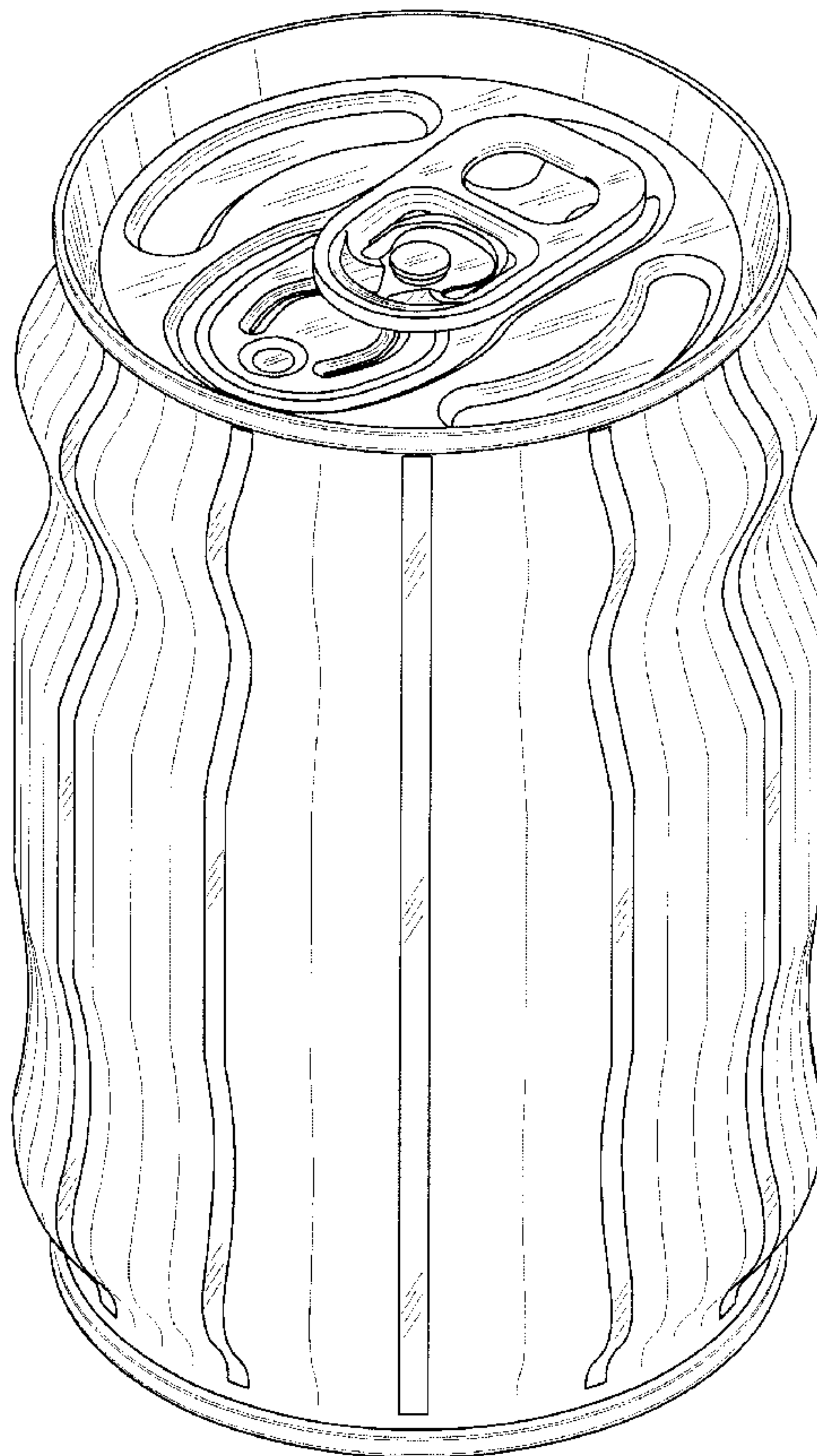
FIG. 1 is a front elevational view of a can showing our new design;
FIG. 2 is a top plan view thereof;
FIG. 3 is a right side elevational view thereof;
FIG. 4 is a left side elevational view thereof;
FIG. 5 is a rear elevational view thereof;
FIG. 6 is a bottom plan view thereof;
FIG. 7 is a perspective view thereof; and,
FIG. 8 is a cross sectional view thereof, taken along the line
8—8 of FIG. 1.

(56) **References Cited**

U.S. PATENT DOCUMENTS

- D201,400 S * 6/1965 Kneeland D9/556
- D226,176 S * 1/1973 Brystedt D9/503
- D231,773 S * 6/1974 Mascia D9/500
- 5,261,558 A * 11/1993 Claydon 220/671
- D350,460 S * 9/1994 Picozza et al. D7/629
- D392,566 S * 3/1998 Vahjen et al. D9/503

1 Claim, 8 Drawing Sheets






FIG. 1

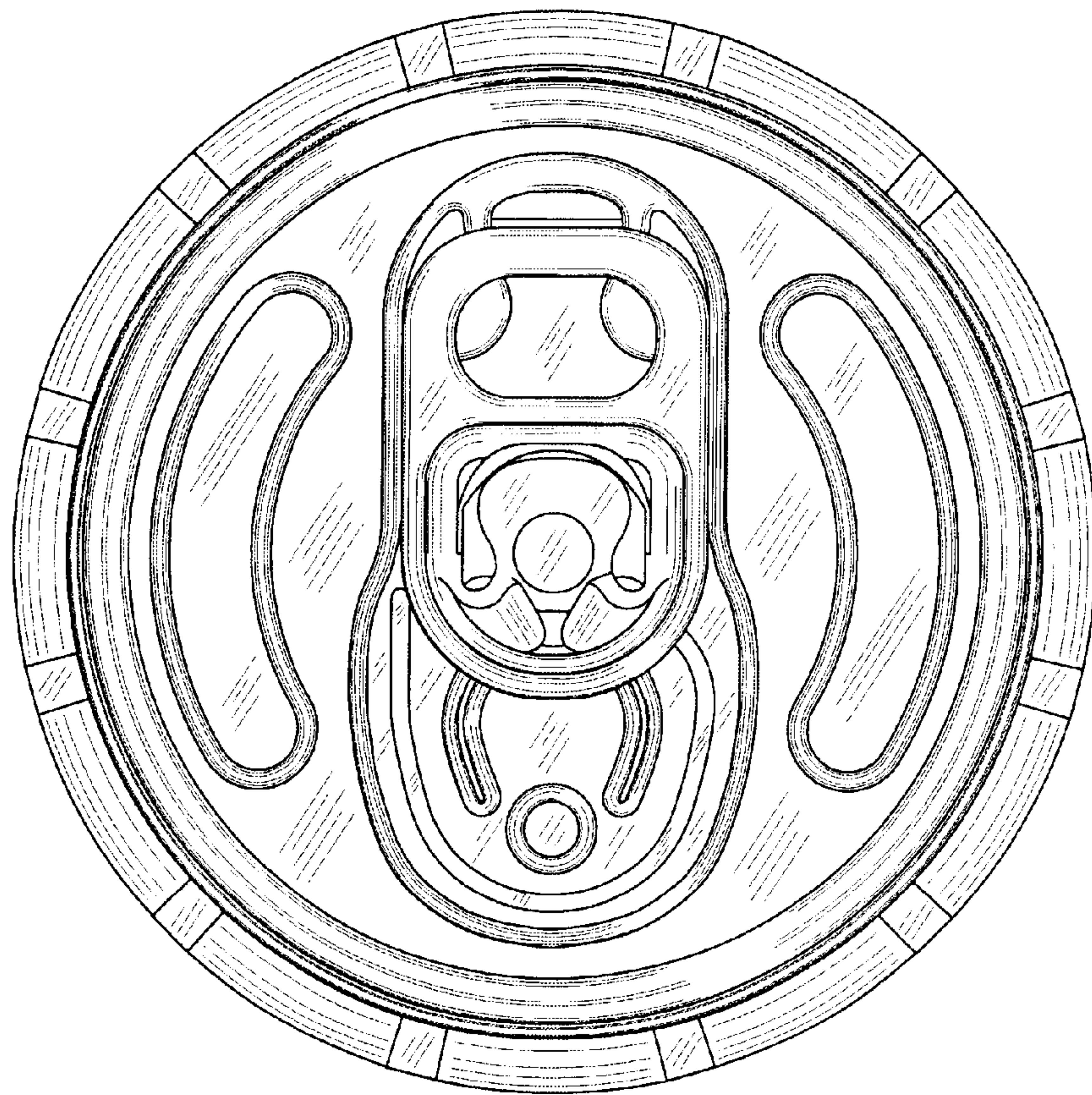


FIG. 2

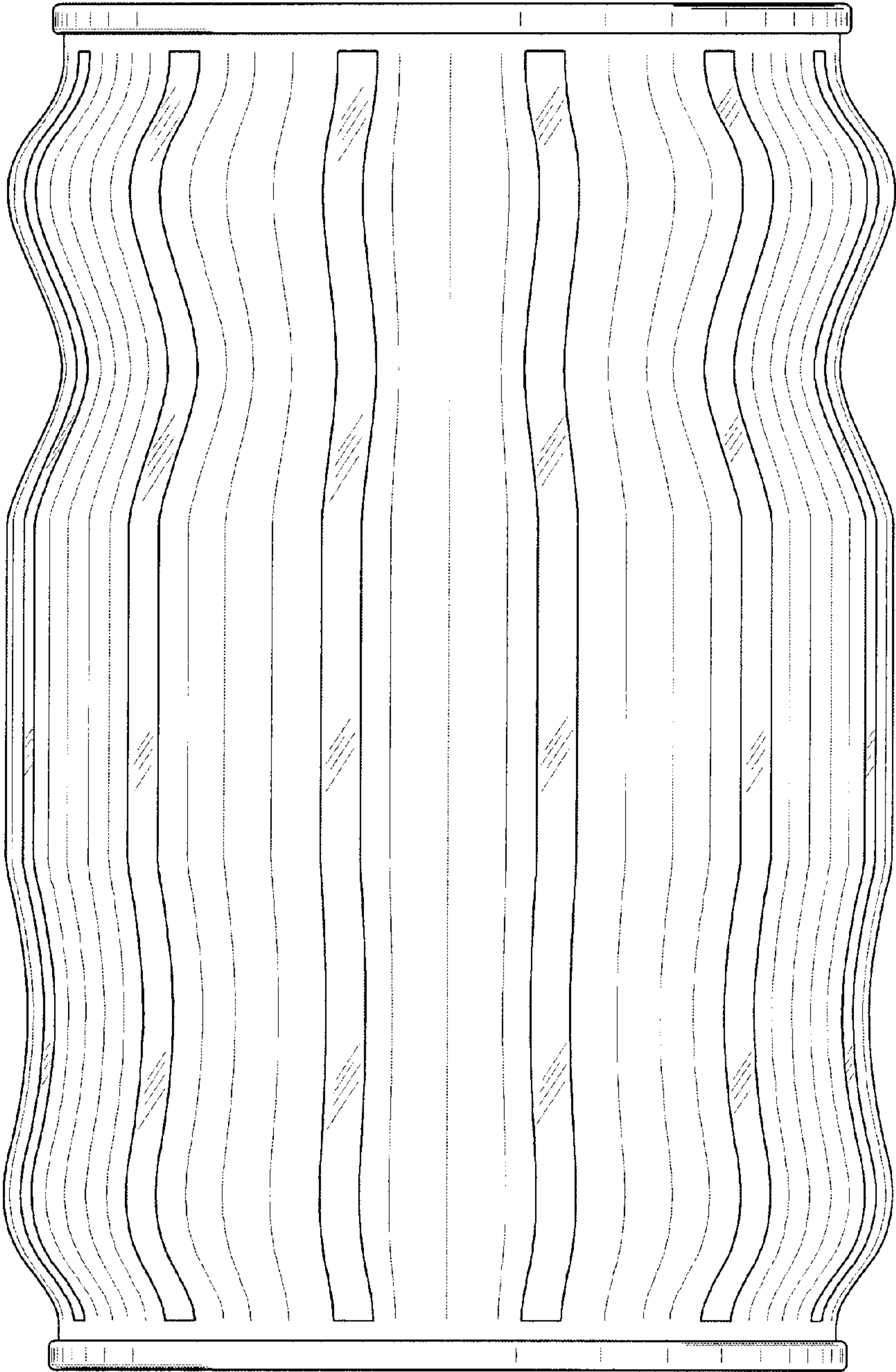


FIG. 3




FIG.4




FIG. 5

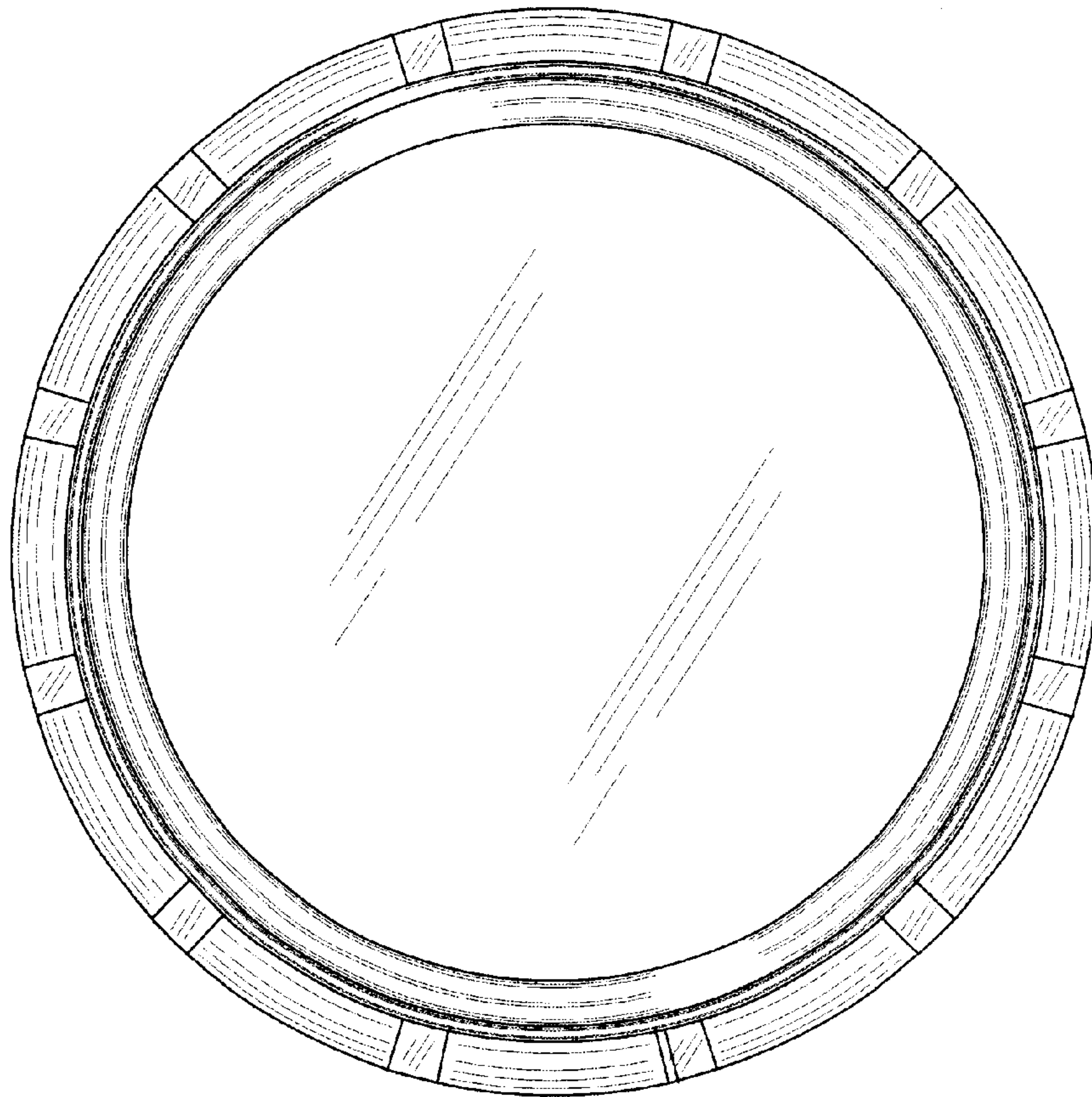


FIG.6

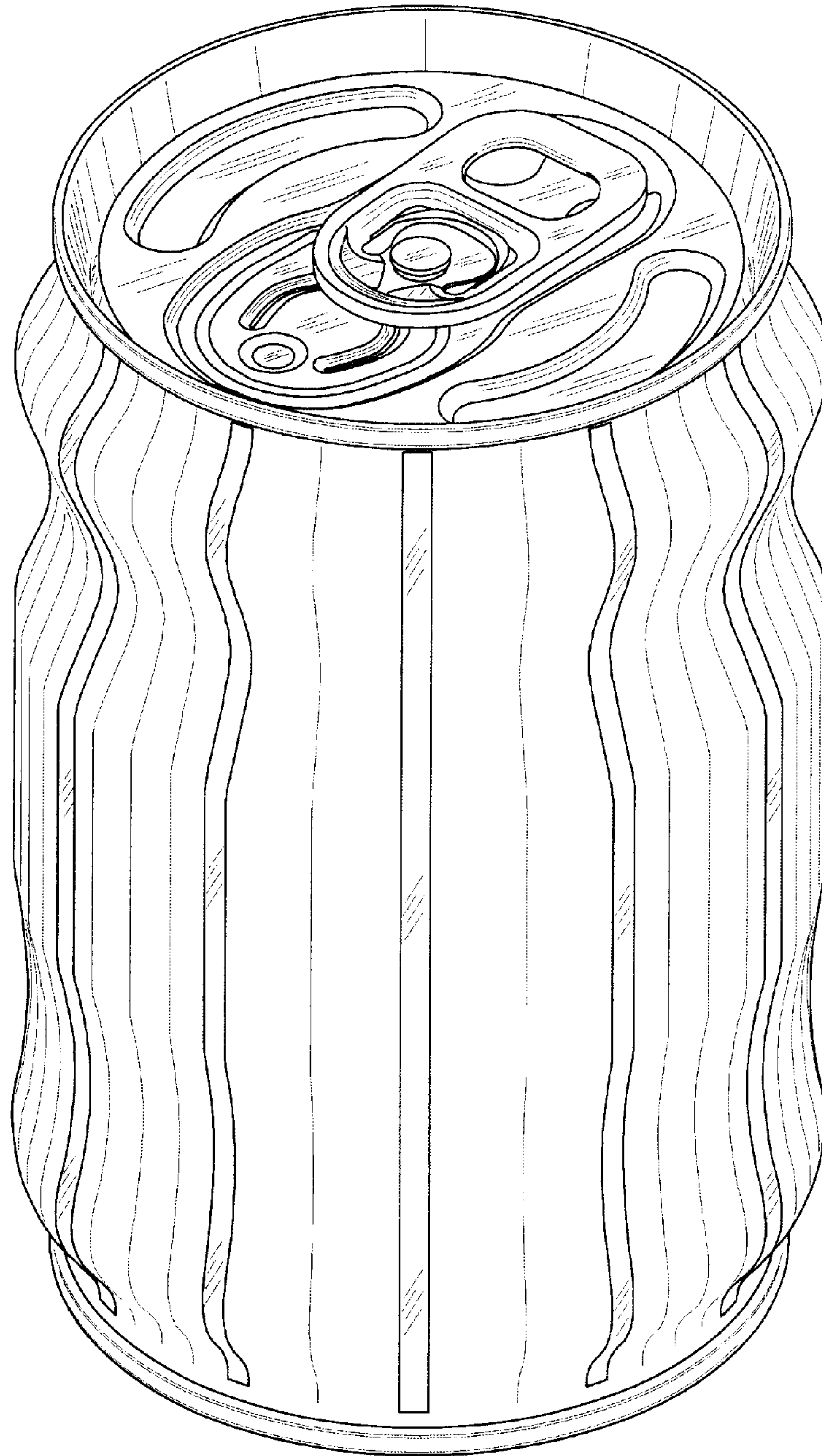


FIG. 7




FIG.8