

US00D524159S

(12) **United States Design Patent**
Mooney

(10) **Patent No.:** **US D524,159 S**

(45) **Date of Patent:** **** Jul. 4, 2006**

(54) **PORTION OF CONTAINER**
(75) Inventor: **Michael R. Mooney**, Frankfort, IL (US)
(73) Assignee: **Constar International Inc.**,
Philadelphia, PA (US)
(**) Term: **14 Years**

D304,996 S * 12/1989 Hollenberg et al. D9/725
4,946,053 A 8/1990 Conrad
D314,142 S * 1/1991 Briggs D9/550
D445,693 S * 7/2001 Rashid D9/538
D477,230 S * 7/2003 Takaichi D9/538
2005/0218108 A1 * 10/2005 Bangi et al. 215/384

* cited by examiner

(21) Appl. No.: **29/204,626**
(22) Filed: **Apr. 30, 2004**

Primary Examiner—Ian Simmons
Assistant Examiner—Dana Sipos
(74) *Attorney, Agent, or Firm*—Knobble, Yoshida &
Dunleavy, LLC

(51) **LOC (8) Cl.** **09-01**
(52) **U.S. Cl.** **D9/516**
(58) **Field of Classification Search** D9/500,
D9/516, 530, 537–540, 549–551, 553, 558;
215/379, 381–385, 387; 220/660, 662, 665–666,
220/675

(57) **CLAIM**

The ornamental design for a “portion of container,” as shown and described.

See application file for complete search history.

DESCRIPTION

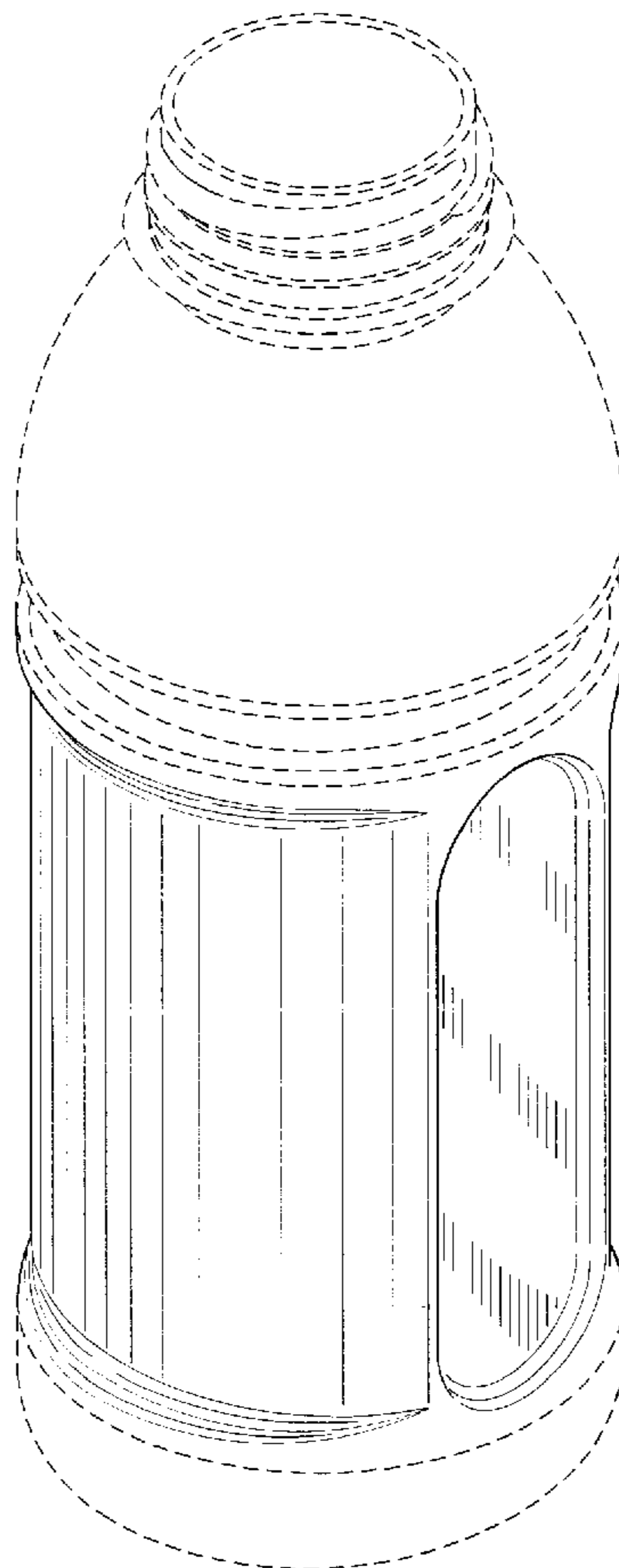
(56) **References Cited**

U.S. PATENT DOCUMENTS

1,774,328 A * 1/1930 Morley 215/383
D227,657 S * 7/1973 Bagguley et al. D9/550
D237,684 S * 11/1975 Koprowski et al. D9/550
D282,050 S * 1/1986 Beaver et al. D9/550
D282,052 S * 1/1986 Beaver et al. D9/539

FIG. 1 is a perspective view showing my new design;
FIG. 2 is a side elevational view, the opposite side elevational view being identical; and,
FIG. 3 is a front elevational view, the rear elevational view being identical.
The broken lines shown in the drawings are for illustrative purposes only and form no part of the claimed design.

1 Claim, 3 Drawing Sheets



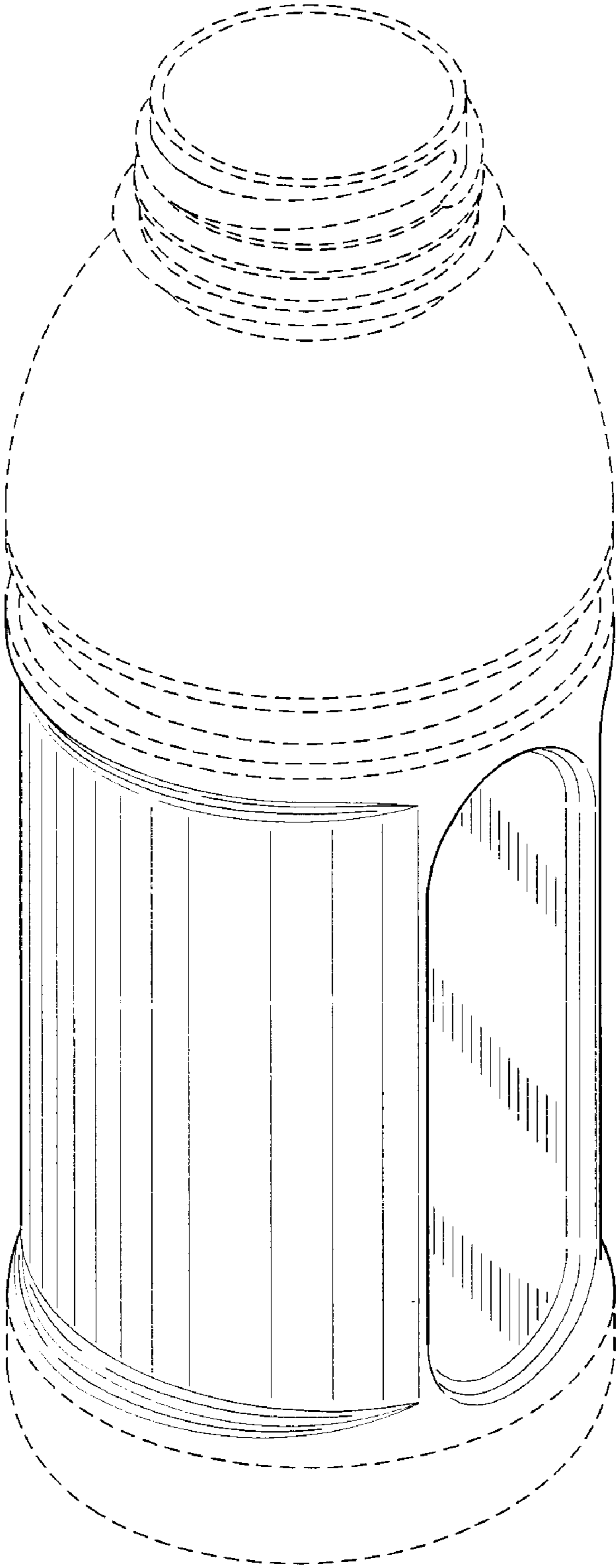


FIG. 1




FIG. 2

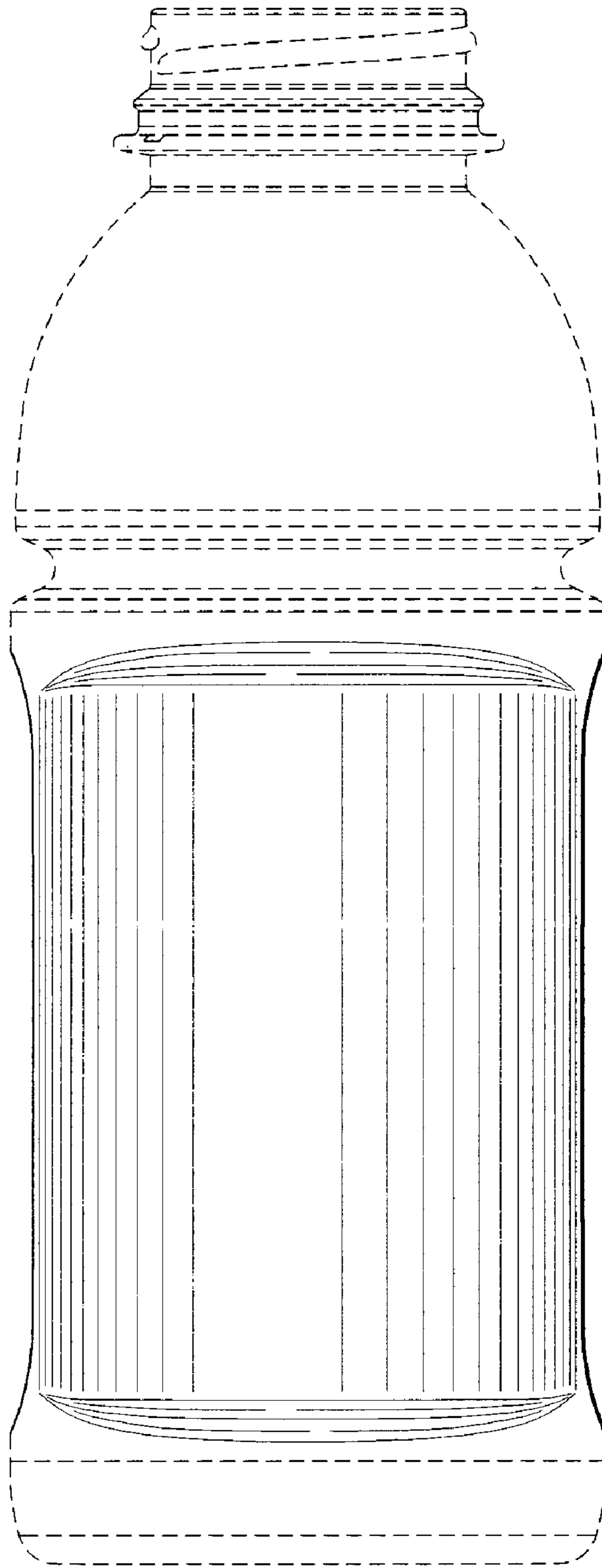


FIG. 3