



US00D524148S

(12) **United States Design Patent**
Seeger et al.

(10) **Patent No.:** **US D524,148 S**

(45) **Date of Patent:** **** Jul. 4, 2006**

(54) **NOVELTY AIR BREATHER FASTENER FOR VEHICLES**

(76) Inventors: **Danny L. Seeger**, 3429 Lake Vanessa Cir. NW., Salem, OR (US) 97304;
Patrick M. Gerber, 2879 Wallacehills Ct. NW., Salem, OR (US) 97304

(**) **Term:** **14 Years**

(21) **Appl. No.:** **29/205,806**

(22) **Filed:** **May 21, 2004**

(51) **LOC (8) Cl.** **08-08**

(52) **U.S. Cl.** **D8/382**

(58) **Field of Classification Search** D8/382;
D12/91; D21/549

See application file for complete search history.

(56) **References Cited**

U.S. PATENT DOCUMENTS

3,898,066 A	8/1975	Miskiewicz
D256,703 S	9/1980	Munn
D274,740 S	7/1984	Santaw
D294,376 S	2/1988	Kamikawa

D309,166 S	7/1990	Ishida	
D381,256 S	*	7/1997	Garner D8/373
D408,456 S	*	4/1999	Garner D19/90
D413,433 S	*	9/1999	Robertson D3/211
D415,800 S	*	10/1999	Norton D21/549
D423,539 S	*	4/2000	Craig D16/201
D424,416 S		5/2000	Gary et al.
D429,870 S	*	8/2000	Venditto, Jr. D2/869
D462,432 S	*	9/2002	Robson D23/367

* cited by examiner

Primary Examiner—Holly H. Baynham


(57) **CLAIM**

The ornamental design for a novelty air breather fastener for vehicles, as shown and described.

DESCRIPTION

FIG. 1 is a side elevational view of a novelty air breather fastener for vehicles showing my new design; FIG. 2 is a front elevational view thereof; FIG. 3 is a rear elevational view thereof; FIG. 4 is a top plan view thereof; and, FIG. 5 is a bottom plan view thereof.

1 Claim, 2 Drawing Sheets






FIG. 1

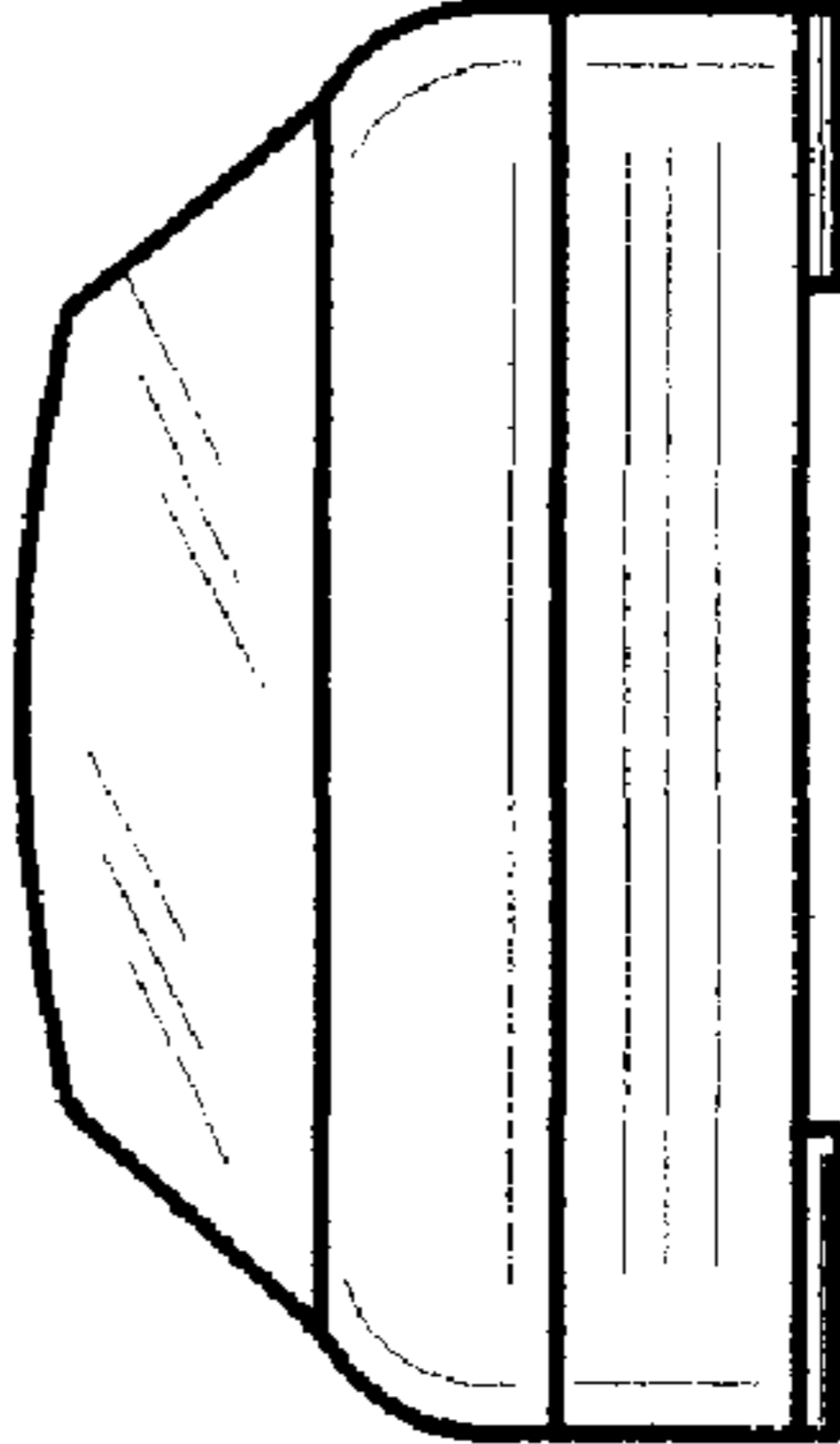


FIG. 2

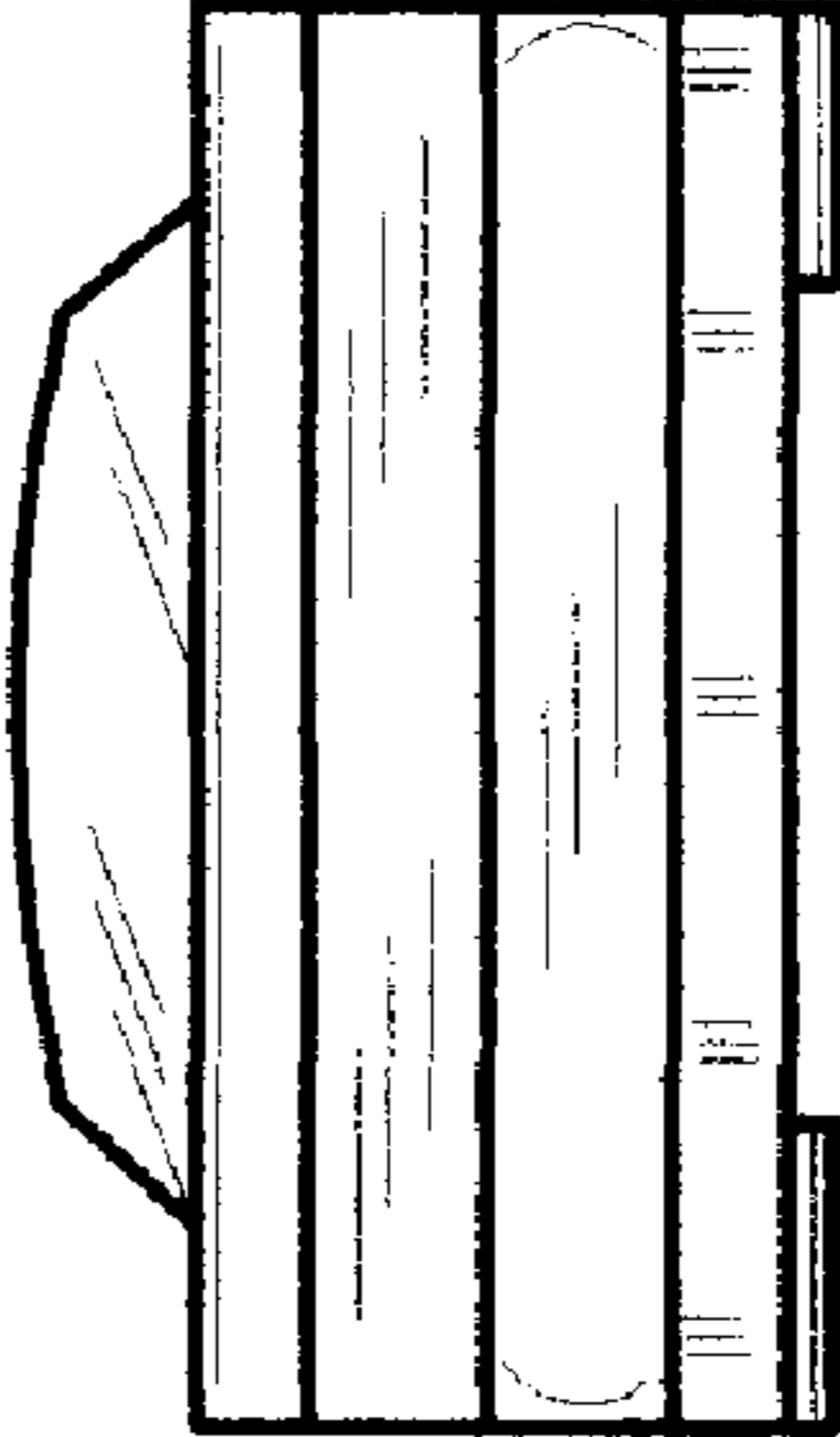


FIG. 3

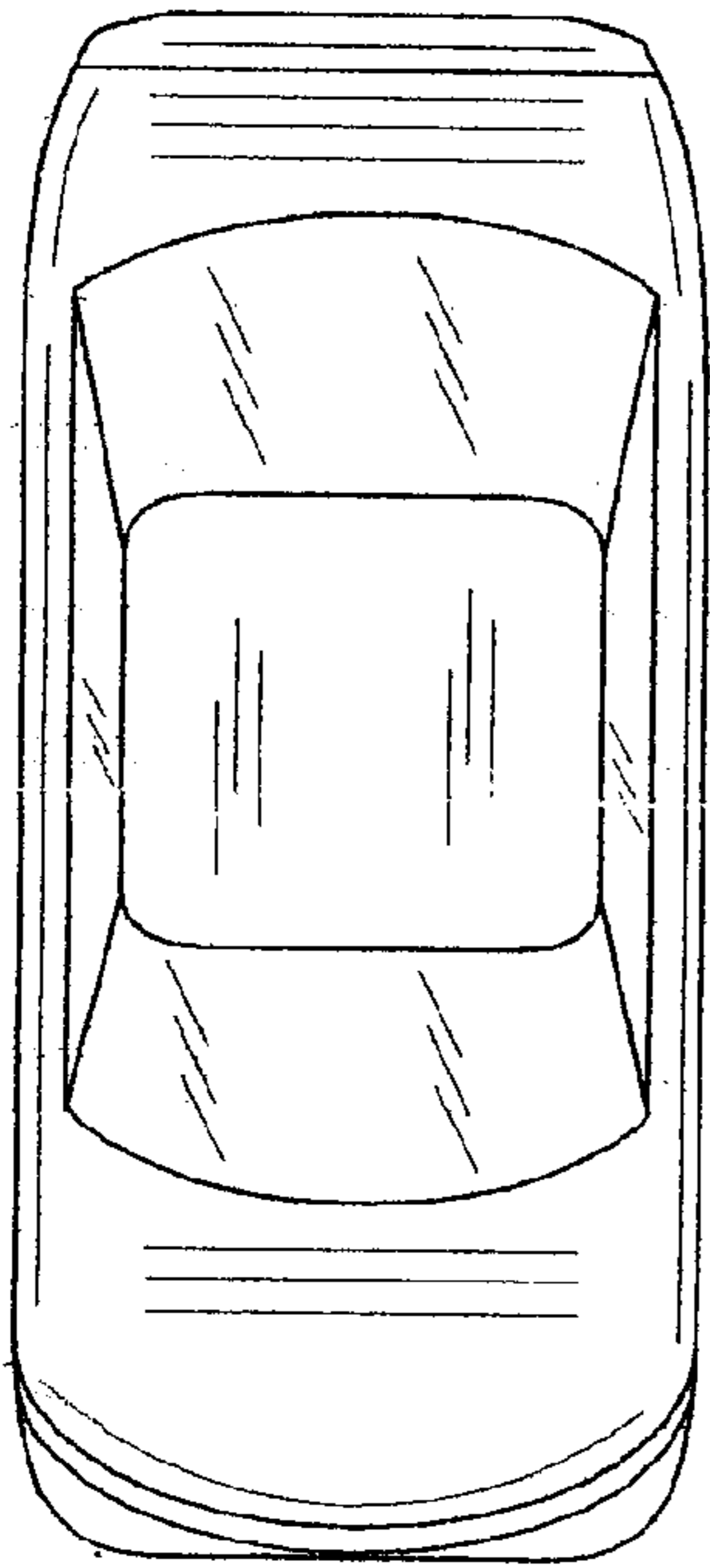


FIG. 4

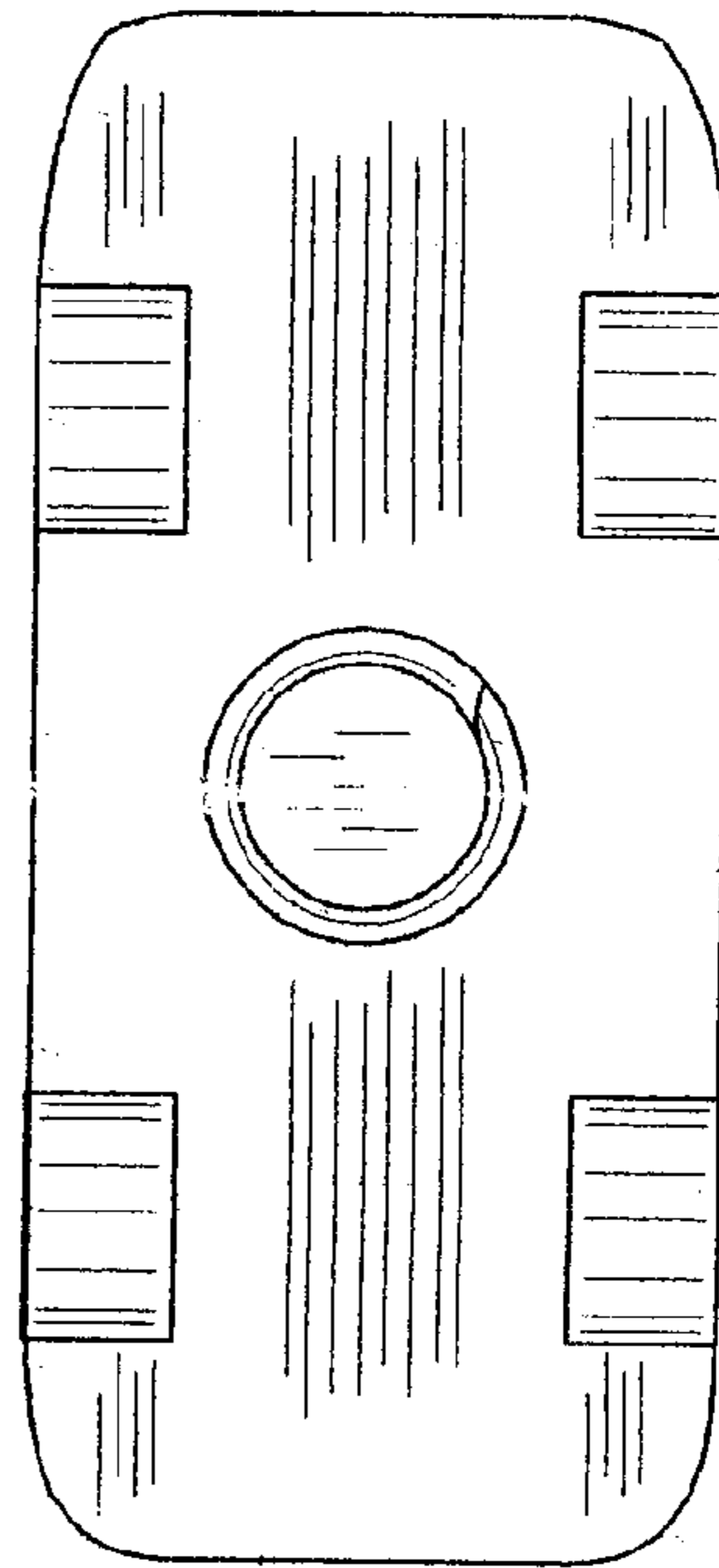


FIG. 5