

US00D524139S

(12) **United States Design Patent**
Burns et al.

(10) **Patent No.:** **US D524,139 S**

(45) **Date of Patent:** **** Jul. 4, 2006**

(54) **BAR LOCK LATCH**

(75) Inventors: **Jaden Burns**, Lime Springs, IA (US);
Jennifer L. Bearman, New Hampton,
IA (US); **David L. Root, Jr.**, Tripoli, IA
(US)

(73) Assignee: **Trimark Corporation**, New Hampton,
IA (US)

(**) Term: **14 Years**

(21) Appl. No.: **29/230,346**

(22) Filed: **May 19, 2005**

(51) **LOC (8) Cl.** **08-06**

(52) **U.S. Cl.** **D8/302; D8/313; D8/330**

(58) **Field of Classification Search** D8/300-302,
D8/306-308, 313, 330, 350-353; 70/210,
70/218, 277, 278.1, 279.11, 311; 292/163-164,
292/173, 336.3, 357; 340/5.54

See application file for complete search history.

(56) **References Cited**

U.S. PATENT DOCUMENTS

2,029,199	A	*	1/1936	Segar	292/173
D201,987	S	*	8/1965	Webster	D8/302
5,136,870	A	*	8/1992	Gartner et al.	70/277
D360,124	S	*	7/1995	Gartner	D8/330
5,475,996	A	*	12/1995	Chen	70/279.1
5,841,361	A	*	11/1998	Hoffman	340/5.54
D429,139	S	*	8/2000	Ahn	D8/301

6,406,075	B1	*	6/2002	Rice et al.	292/336.3
D470,033	S	*	2/2003	Fleury et al.	D8/302
D489,957	S	*	5/2004	Lane	D8/306
D510,252	S	*	10/2005	Larson	D8/313

OTHER PUBLICATIONS

Fastec Industrial Corp "Cargo Trailer Door Latch" 1 page;
www.fastecindustrial.com.

Takigen "One-Touch Lock Handle Catches" FA-810-C-2,
FA-810-C-3, FA-811-C-2L, pp. 171-173.

* cited by examiner

Primary Examiner—Paula A. Greene

(74) *Attorney, Agent, or Firm*—McKee, Voorhees & Sease,
P.L.C.

(57) **CLAIM**

We claim the ornamental design for a bar lock latch,
substantially as shown and described.

DESCRIPTION

FIG. 1 is a top end perspective view of a bar lock latch
showing our new design;

FIG. 2 is an opposite top end perspective view of FIG. 1;

FIG. 3 is a top plan view thereof; the undisclosed bottom is
not part of the claimed design;

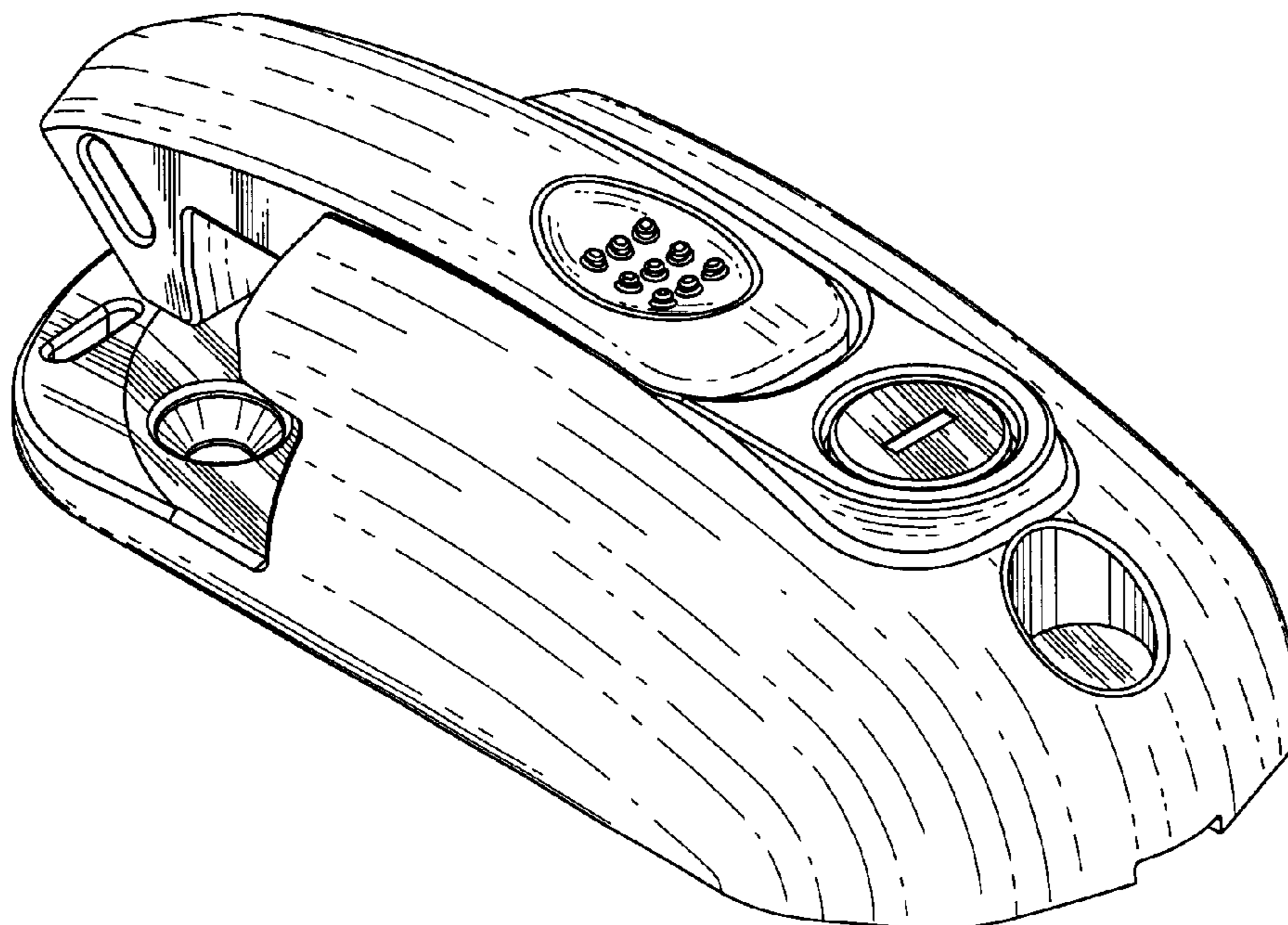
FIG. 4 is a side elevational view thereof;

FIG. 5 is an opposite side elevational view thereof;

FIG. 6 is an end elevational view thereof; and,

FIG. 7 is an opposite end elevational view thereof.

1 Claim, 2 Drawing Sheets



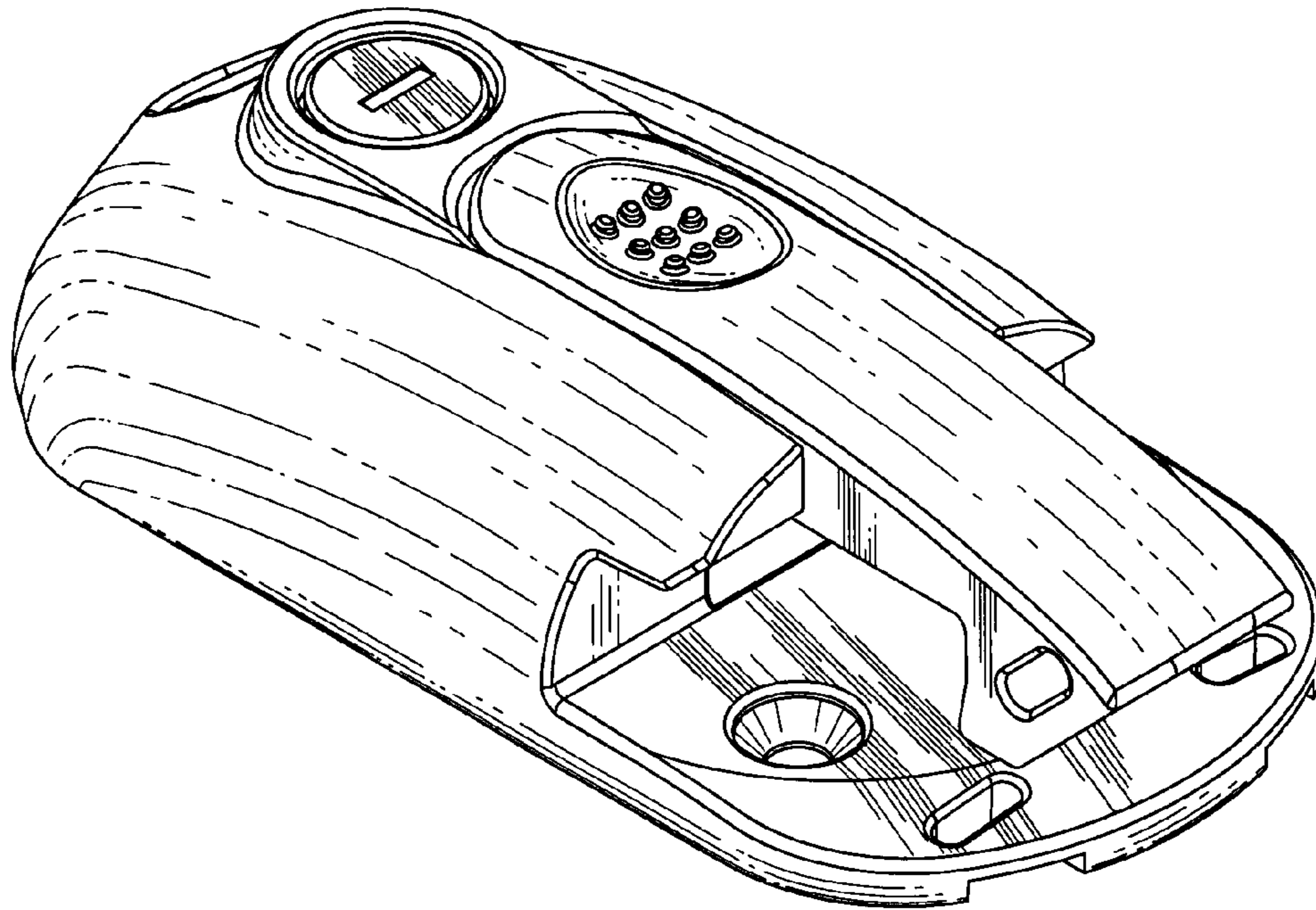


Fig. 1

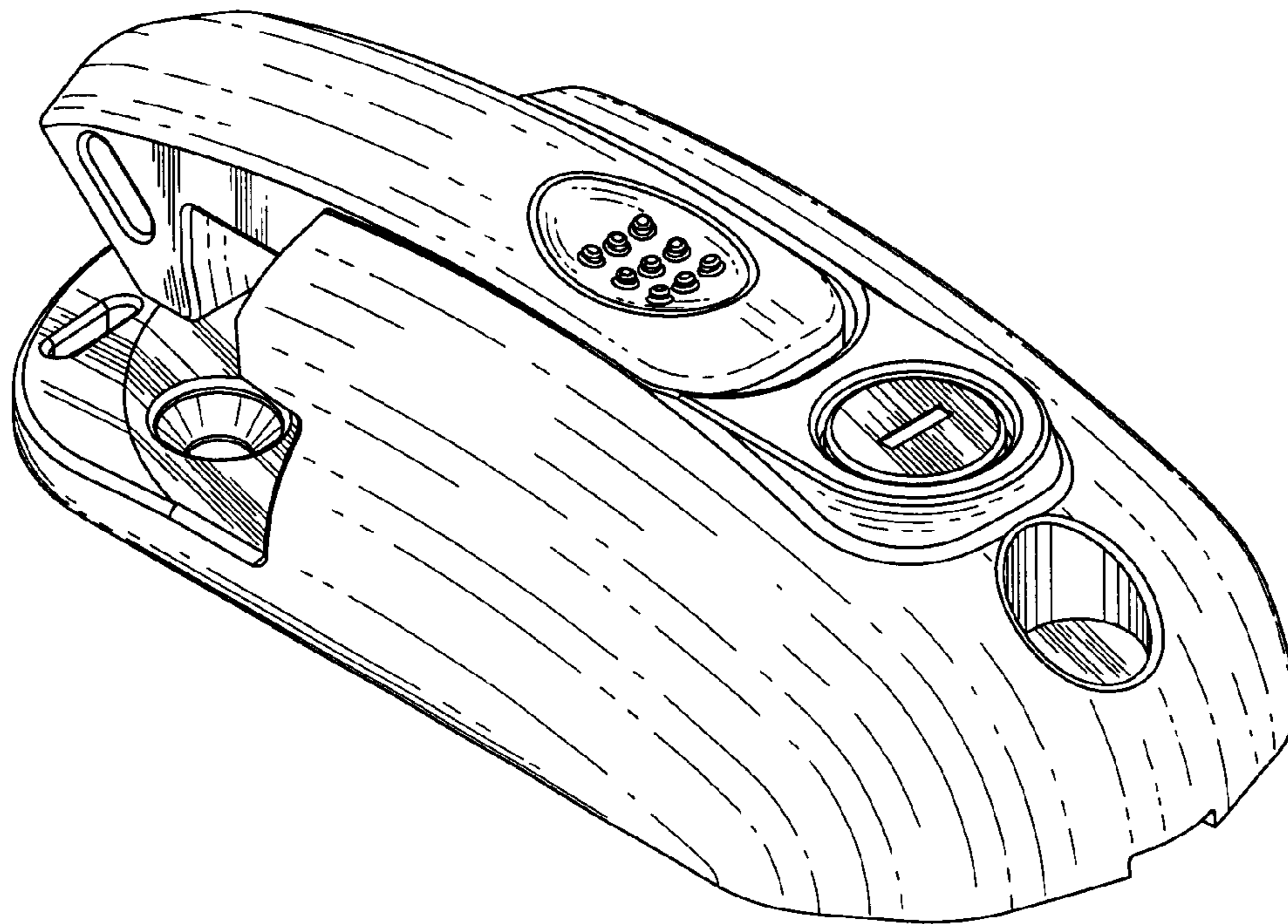


Fig. 2

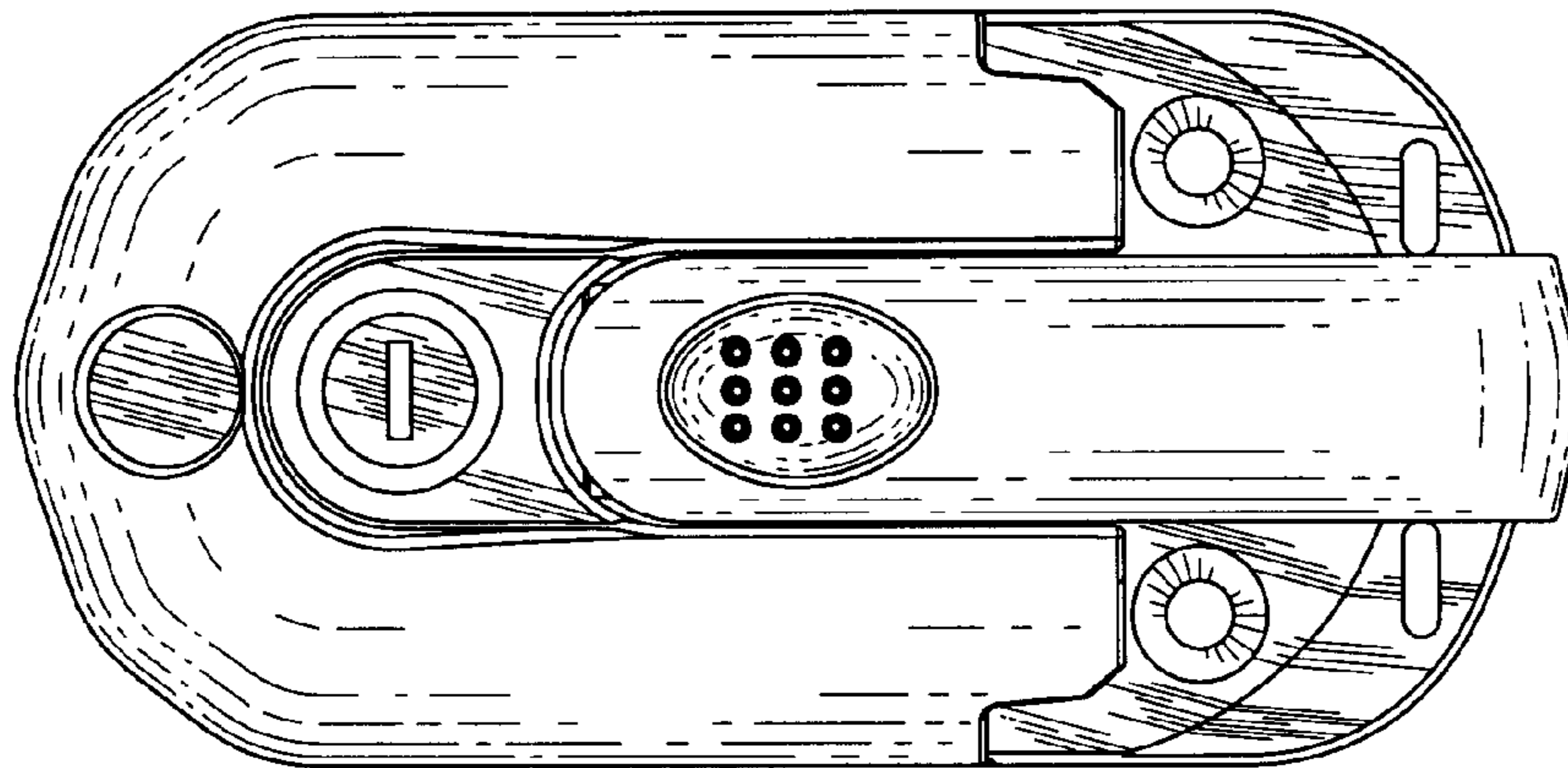


Fig. 3




Fig. 4

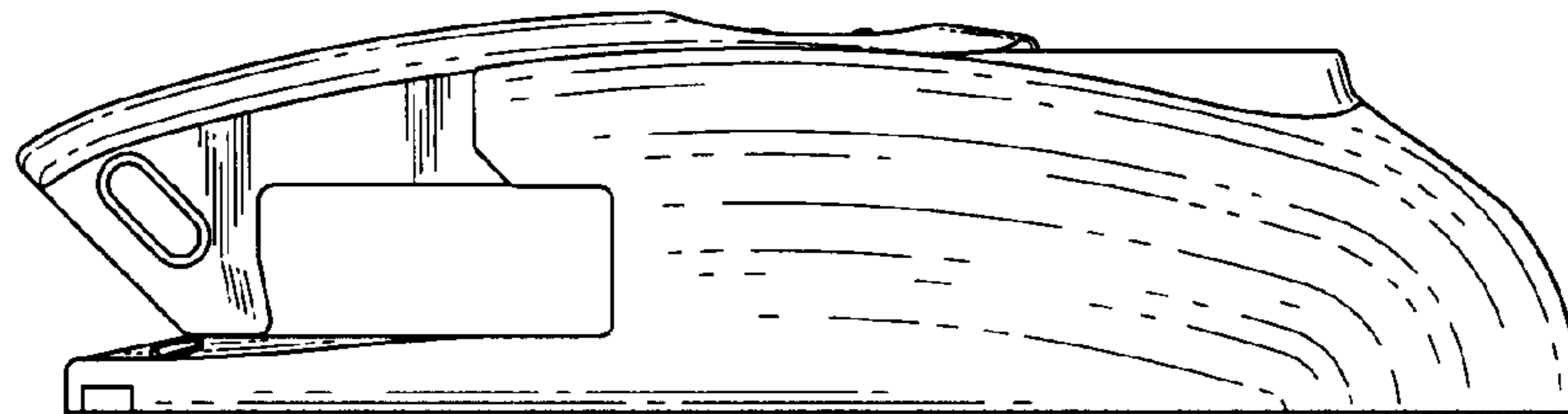


Fig. 5




Fig. 6

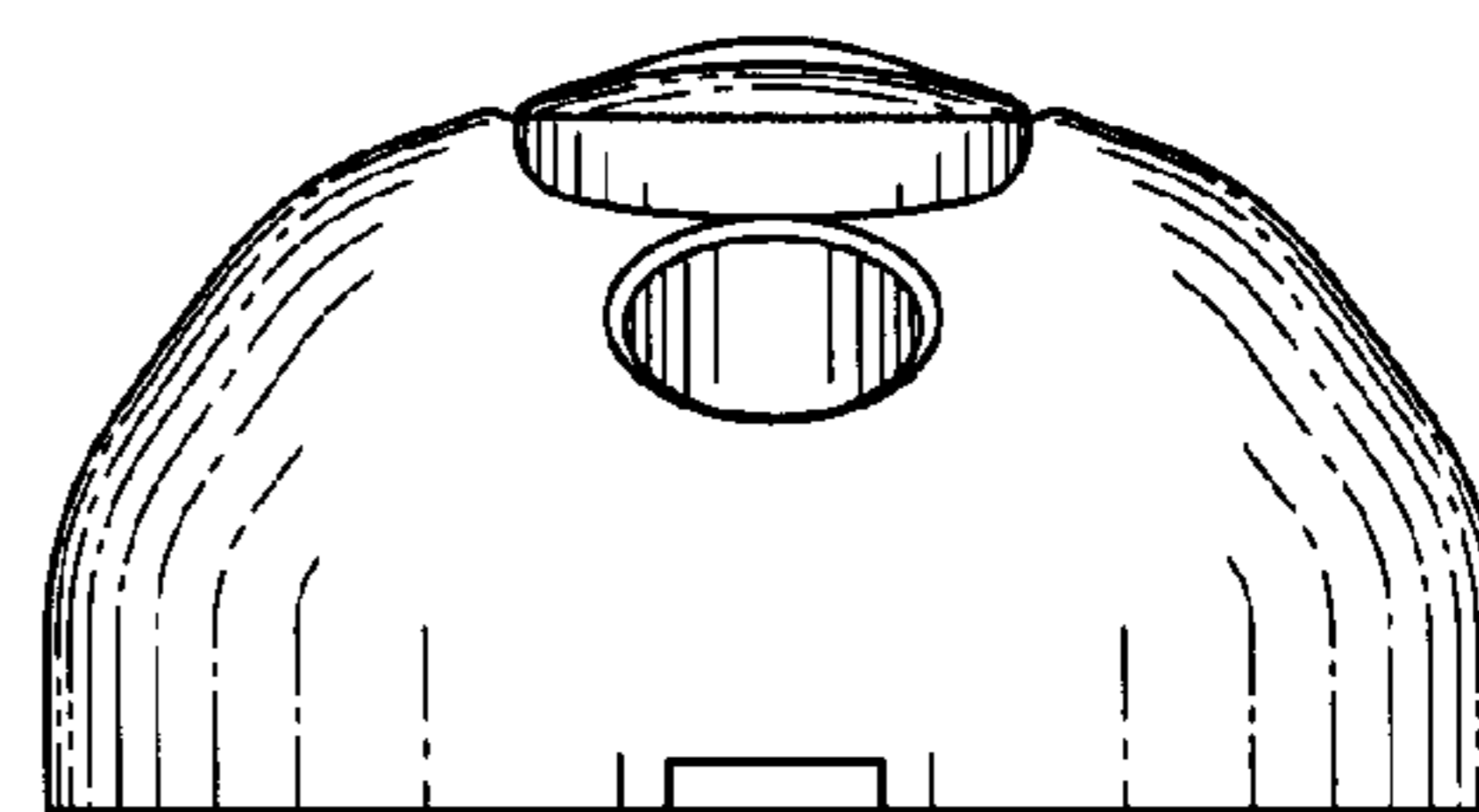


Fig. 7