



US00D524136S

(12) **United States Design Patent**  
**Taniguchi et al.**

(10) **Patent No.:** **US D524,136 S**  
(45) **Date of Patent:** **\*\* Jul. 4, 2006**

(54) **PORTABLE ELECTRIC DRIVER**  
(75) Inventors: **Takeshi Taniguchi**, Hitachinaka (JP);  
**Masato Sakai**, Hitachinaka (JP);  
**Takashi Ozawa**, Hitachinaka (JP);  
**Katsuhiko Oomori**, Hitachinaka (JP);  
**Takuya Teranishi**, Hitachinaka (JP);  
**Yoshihiro Komuro**, Hitachinaka (JP)

(73) Assignee: **Hitachi Koki Co., Ltd.**, Tokyo (JP)

(\*\*) Term: **14 Years**

(21) Appl. No.: **29/242,416**

(22) Filed: **Nov. 10, 2005**

(30) **Foreign Application Priority Data**

May 12, 2005 (JP) ..... 2005-013520

(51) **LOC (8) Cl.** ..... **08-05**

(52) **U.S. Cl.** ..... **D8/68**

(58) **Field of Classification Search** ..... D8/14.1,  
D8/61, 62, 63, 64, 65, 66, 67, 68, 69, 70;  
81/57.11, 429, 464, 465, 466, 469, 489; 173/13,  
173/104, 114, 168, 169, 170, 171, 178, 201,  
173/211, 213, 217; 408/20, 124, 125, 234,  
408/241 R; 451/358; 310/50; 227/8, 114,  
227/120, 130, 136, 142

See application file for complete search history.

(56) **References Cited**

**U.S. PATENT DOCUMENTS**

D295,714 S \* 5/1988 Sasaki et al. .... D8/68  
D320,917 S \* 10/1991 Fushiya et al. .... D8/68  
D329,580 S \* 9/1992 Sasaki et al. .... D8/68  
D339,046 S \* 9/1993 Fushiya et al. .... D8/68  
D340,396 S \* 10/1993 Ichikawa ..... D8/68  
D345,682 S \* 4/1994 Sasaki et al. .... D8/68

D392,863 S \* 3/1998 Sugimoto et al. .... D8/68  
D424,902 S \* 5/2000 Gildersleeve et al. .... D8/68  
D462,594 S \* 9/2002 Flickinger ..... D8/68  
6,457,535 B1 \* 10/2002 Tanaka ..... 173/178  
D477,205 S \* 7/2003 Sakai et al. .... D8/68  
D484,385 S \* 12/2003 Sakai et al. .... D8/68  
D493,344 S \* 7/2004 Watson ..... D8/68  
D499,945 S \* 12/2004 Sugawara et al. .... D8/68  
6,860,342 B1 \* 3/2005 Wu et al. .... 227/130  
D508,642 S \* 8/2005 Kokawa et al. .... D8/68  
D512,891 S \* 12/2005 Aglassinger ..... D8/68  
2002/0122707 A1 \* 9/2002 Sakai et al. .... 408/241 R  
2003/0159843 A1 \* 8/2003 Sakai et al. .... 173/217  
2005/0121209 A1 \* 6/2005 Shimizu et al. .... 173/217  
2005/0155778 A1 \* 7/2005 Ishida et al. .... 173/217

**FOREIGN PATENT DOCUMENTS**

JP D1188157 S 10/2003  
JP D1214971 S 8/2004

\* cited by examiner

*Primary Examiner*—T. Chase Nelson  
(74) *Attorney, Agent, or Firm*—Sughrue Mion, PLLC

(57) **CLAIM**

The ornamental design for a portable electric driver, as shown.

**DESCRIPTION**

FIG. 1 is a perspective view of the top, front and left side of a portable electric driver showing our new design; FIG. 2 is a front elevational view thereof; FIG. 3 is a top plan view thereof; FIG. 4 is a rear elevational view thereof; FIG. 5 is a bottom plan view thereof; FIG. 6 is a left side elevational view thereof; and, FIG. 7 is a right side elevational view thereof.

**1 Claim, 4 Drawing Sheets**

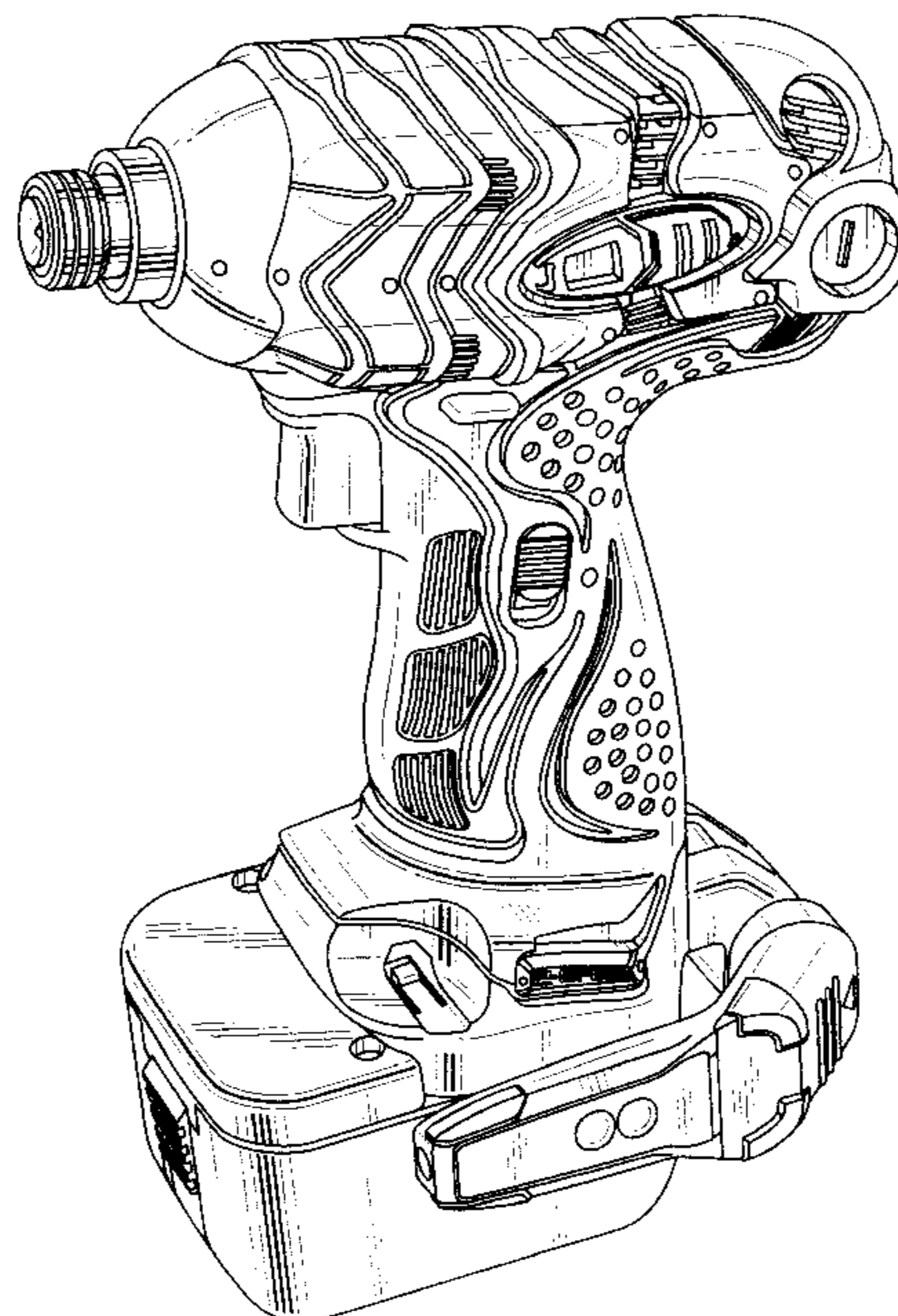


FIG. 1

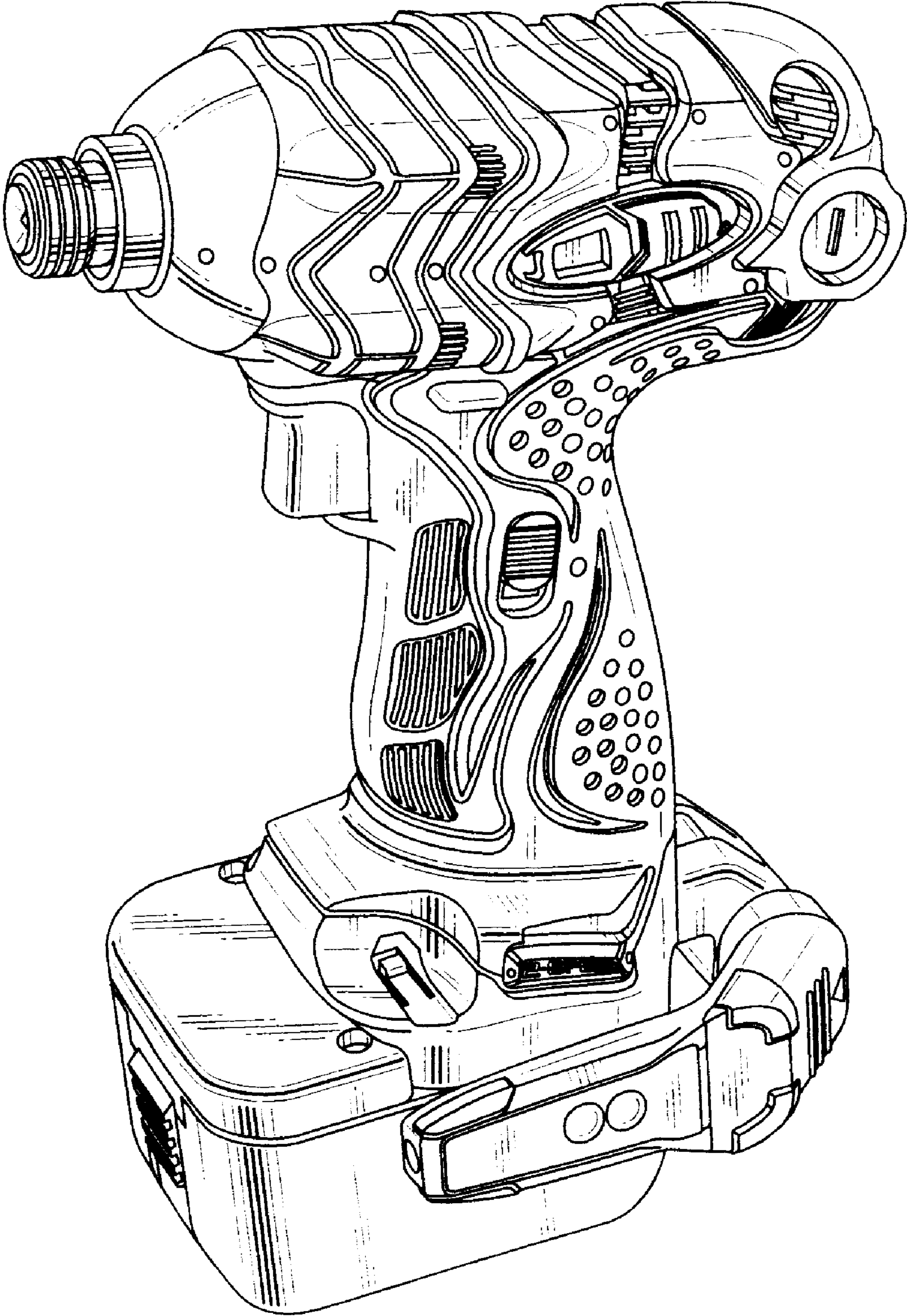


FIG.2

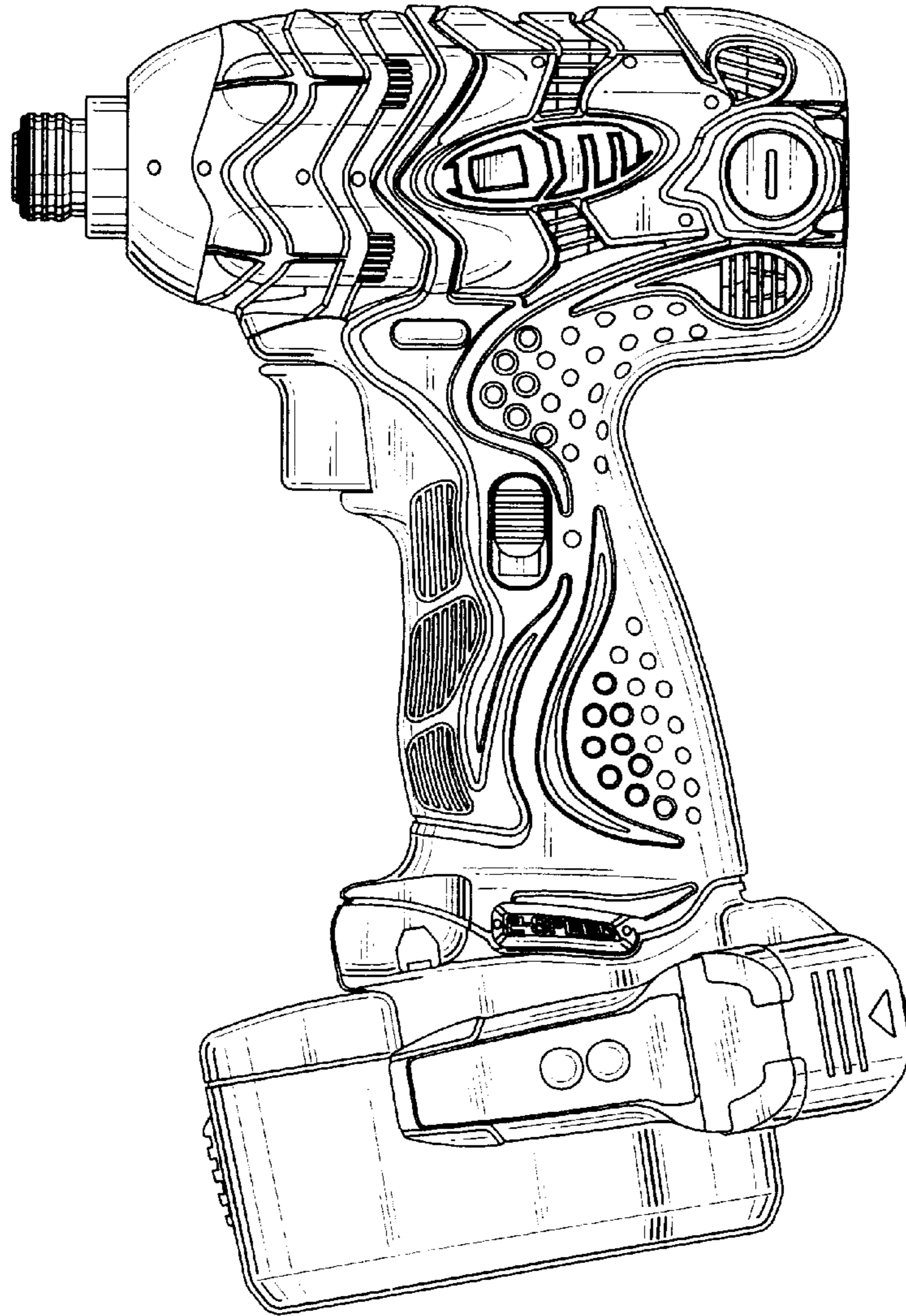


FIG.3

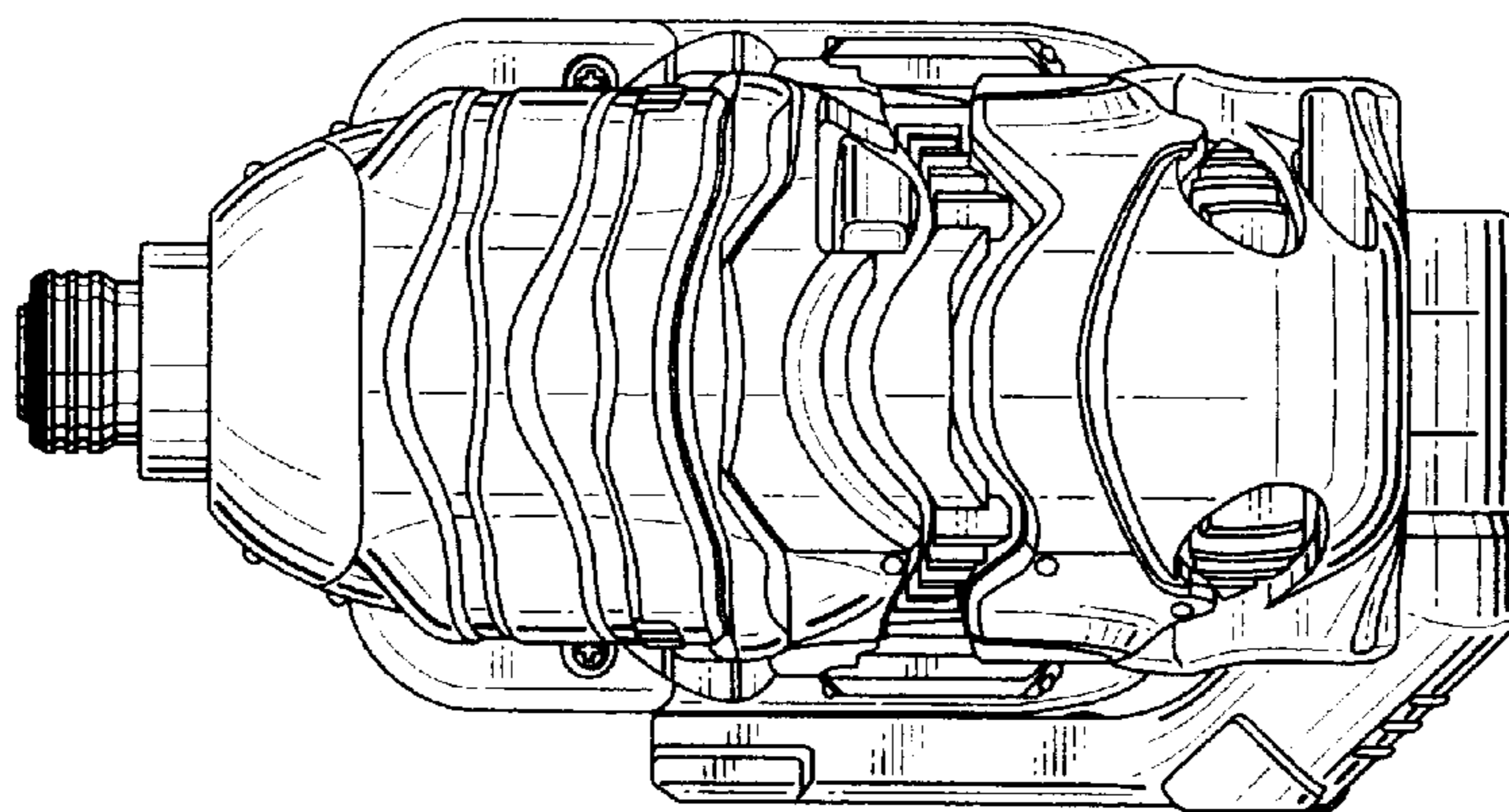


FIG.4

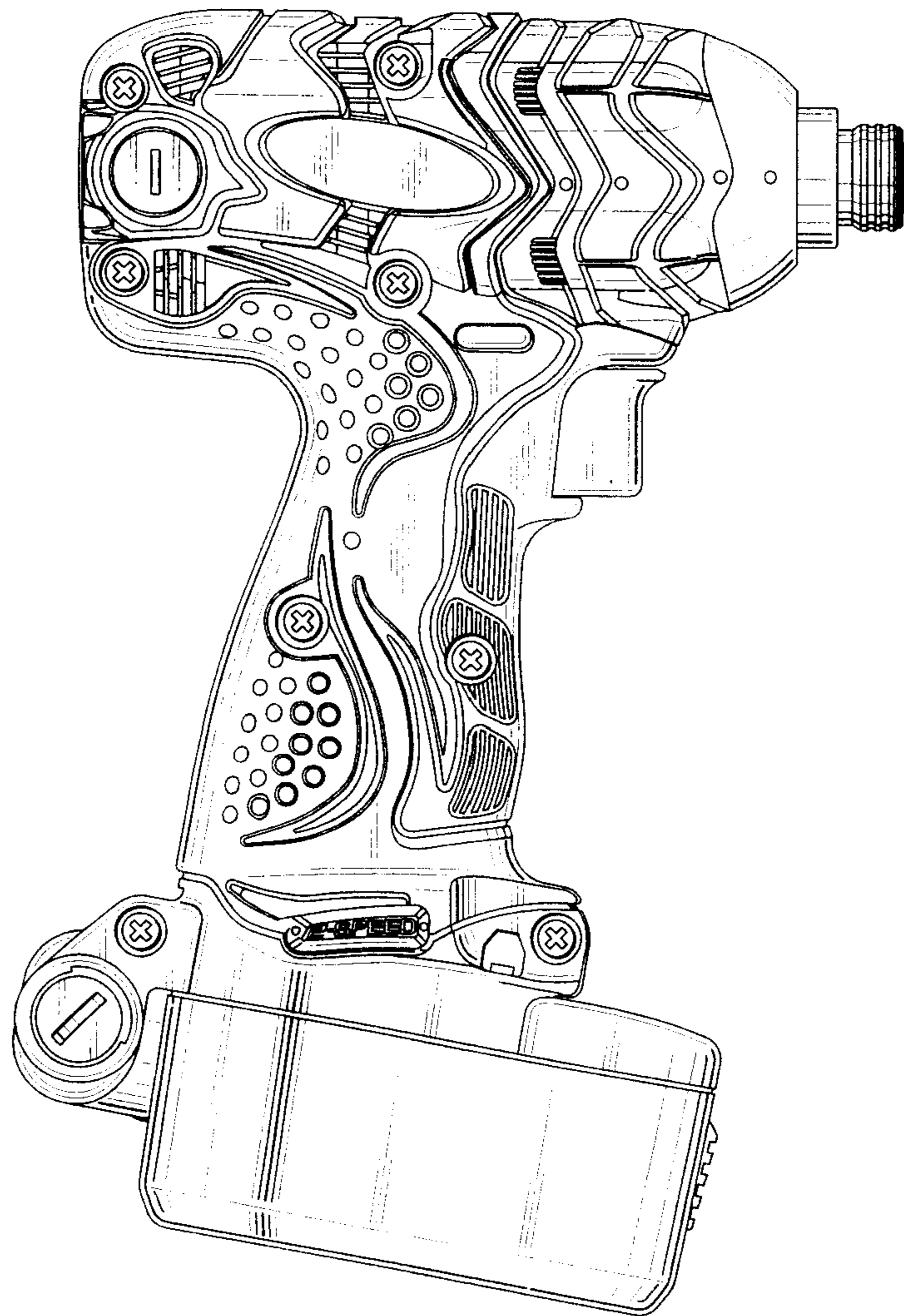


FIG.5

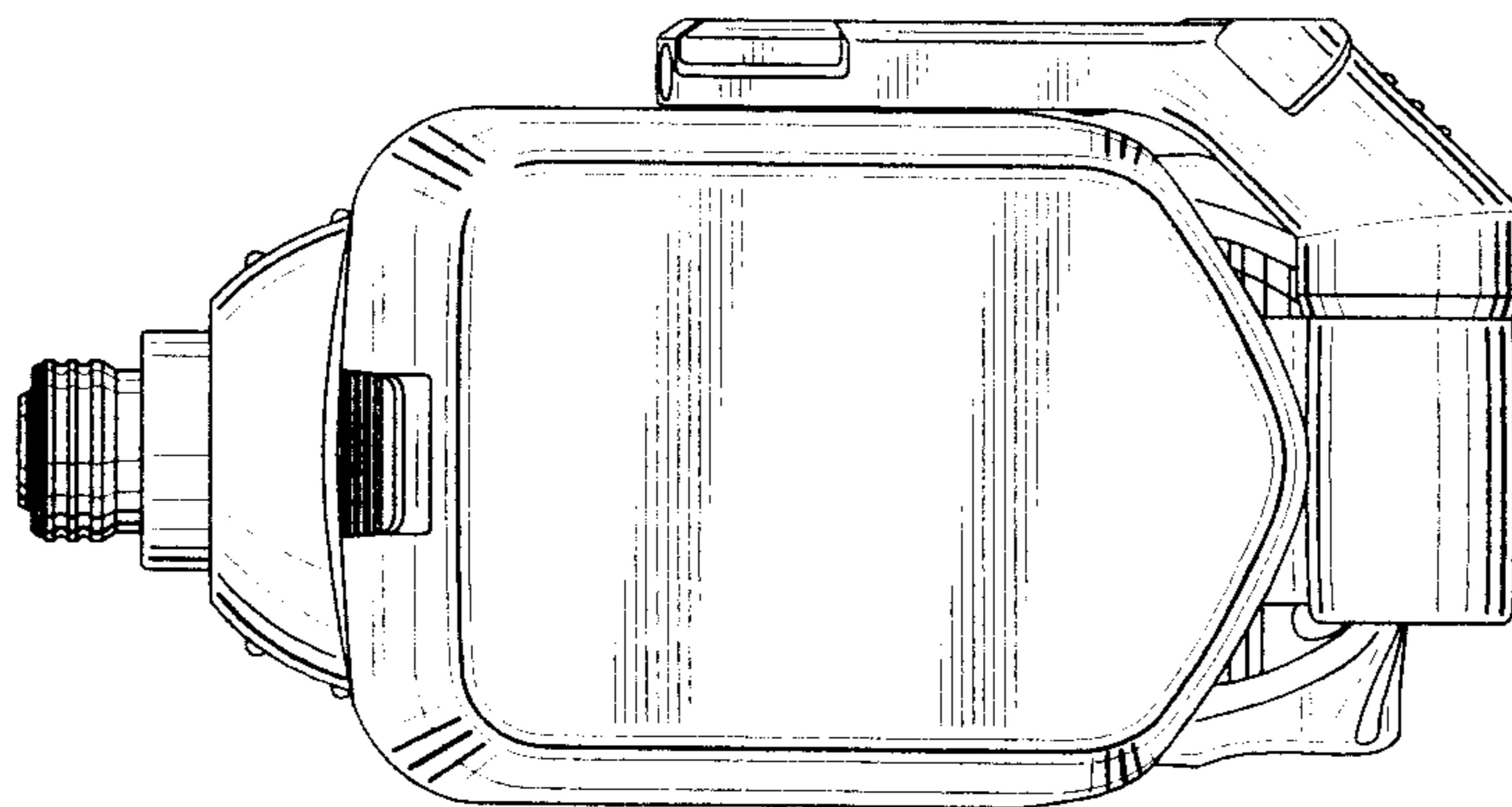


FIG.6

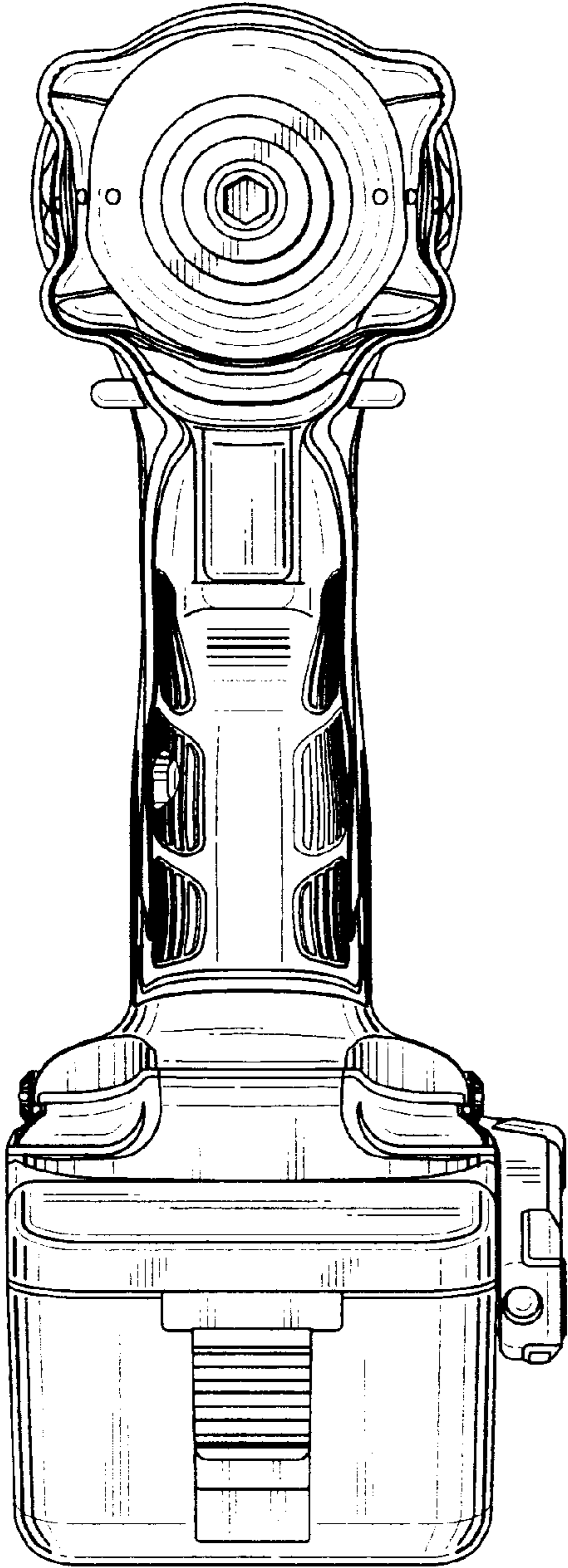


FIG.7

