

US00D524128S

(12) **United States Design Patent**
Puerta

(10) **Patent No.:** **US D524,128 S**

(45) **Date of Patent:** **** Jul. 4, 2006**

(54) **FLUSH RIVET LAMINATED PLIERS**

(75) Inventor: **David V. Puerta**, Colorado Springs, CO
(US)

(73) Assignee: **Emerson Electric Co.**, St. Louis, MO
(US)

(**) Term: **14 Years**

(21) Appl. No.: **29/226,475**

(22) Filed: **Mar. 28, 2005**

(51) **LOC (8) Cl.** **08-05**

(52) **U.S. Cl.** **D8/52**

(58) **Field of Classification Search** D8/51-55,
D8/22; 81/416-417, 186, 129, 179, 337,
81/326, 426, 427.5, 440; 140/117-118, 121;
30/153; D30/162, 254; 7/128, 117, 130, 133
See application file for complete search history.

(56) **References Cited**

U.S. PATENT DOCUMENTS

1,561,833	A	*	11/1925	Cruickshank	81/337
1,684,775	A	*	9/1928	Neikirk	81/326
1,895,314	A	*	1/1933	Dripps	81/416
4,669,340	A	*	6/1987	Igarashi	81/416
4,903,558	A	*	2/1990	le Duc	81/416

D344,224	S		2/1994	Imhoff	
D418,031	S	*	12/1999	Khachatoorian D8/58
D428,785	S	*	8/2000	Jimenez et al. D8/52
D431,435	S	*	10/2000	McCalla et al. D8/52
D494,826	S	*	8/2004	Jansson et al. D8/52

* cited by examiner

Primary Examiner—Pamela Burgess

(74) *Attorney, Agent, or Firm*—Locke Liddell & Sapp LLP

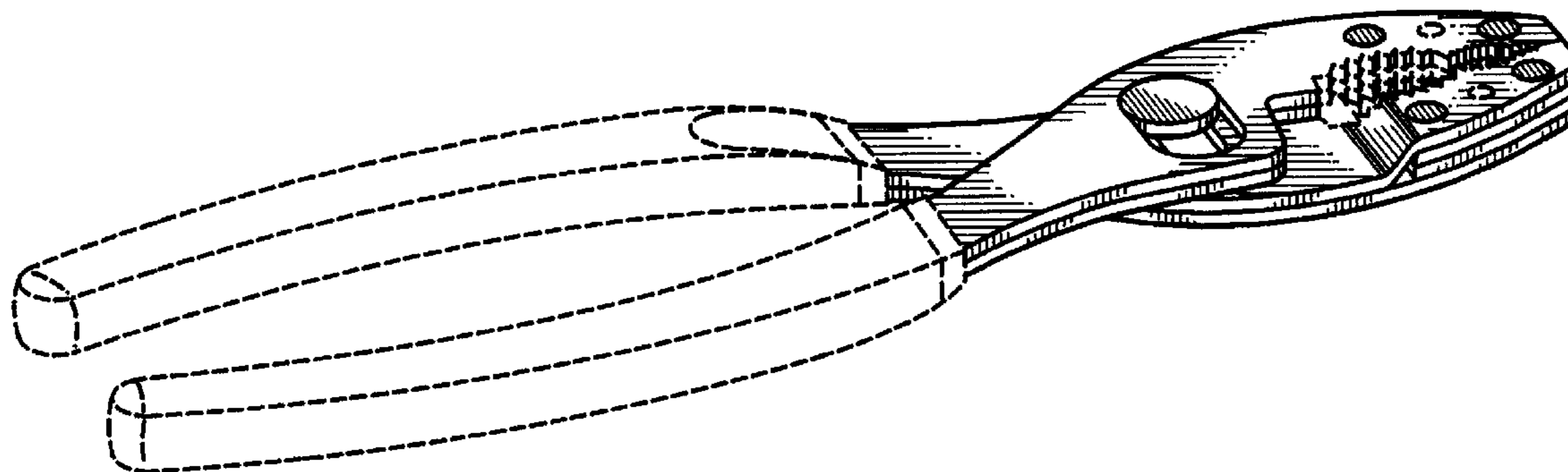
(57) **CLAIM**

The ornamental design for a flush rivet laminated pliers, as shown and described.

DESCRIPTION

FIG. 1 is a perspective view of flush rivet laminated pliers showing my new design;
FIG. 2 is a front view of the pliers.
FIG. 3 is a rear view of the pliers.
FIG. 4 is a side view of the pliers.
FIG. 5 is an opposite side view of the pliers.
FIG. 6 is a bottom view of the pliers, and,
FIG. 7 is a top view of the pliers.
The broken lines immediately adjacent the shaded areas represent the bounds of the claim and all other broken lines are for illustrative purposes only. None of the broken lines form a part of the claimed design.

1 Claim, 3 Drawing Sheets



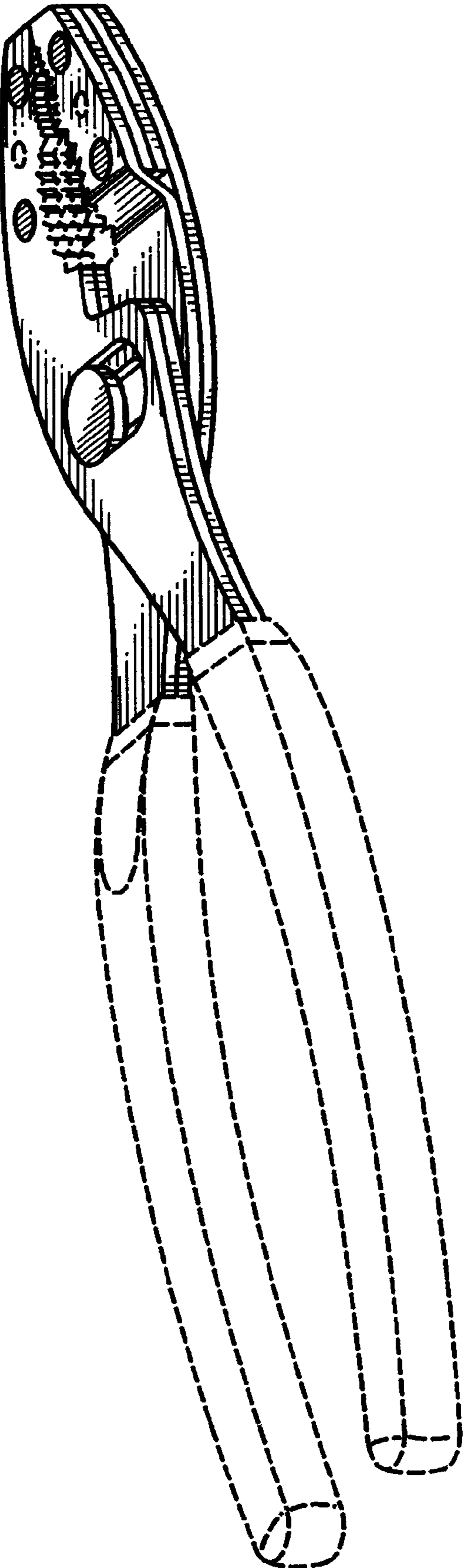


FIG. 1

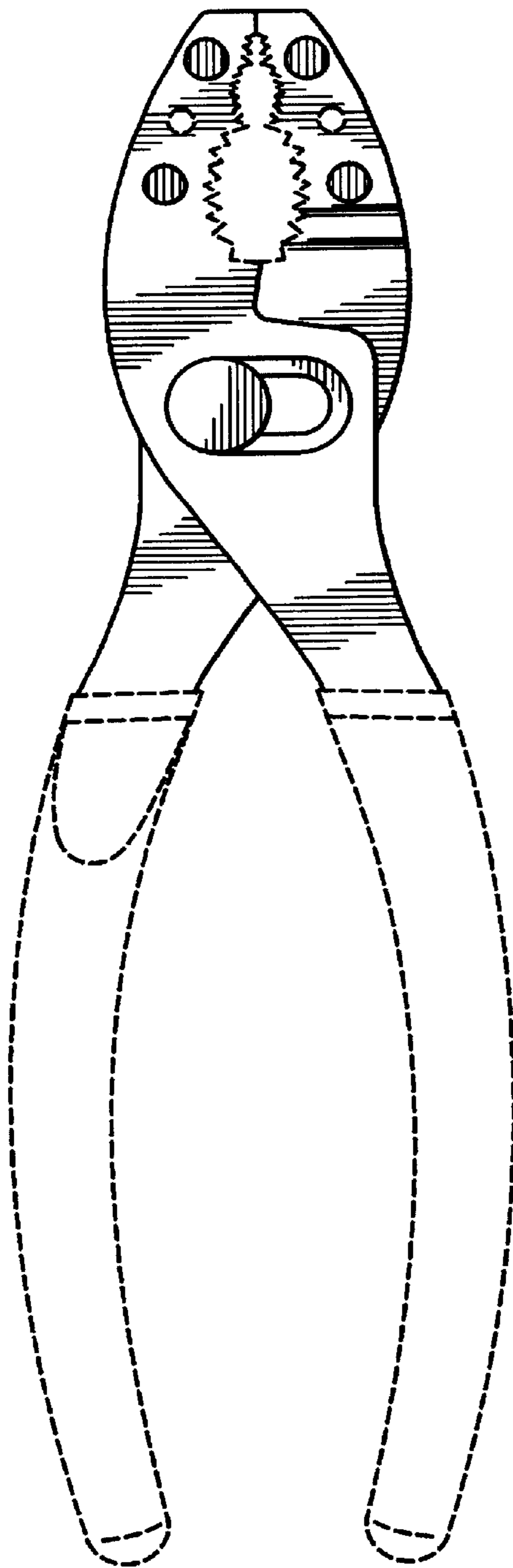


FIG. 2

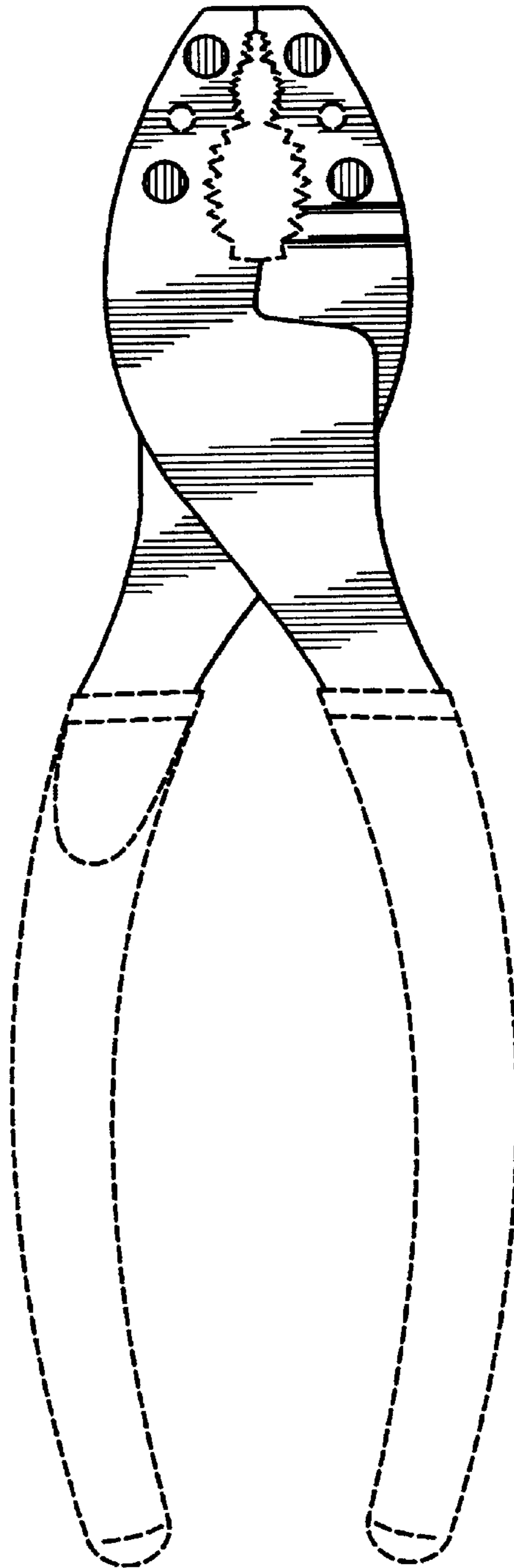


FIG. 3




FIG. 4




FIG. 5

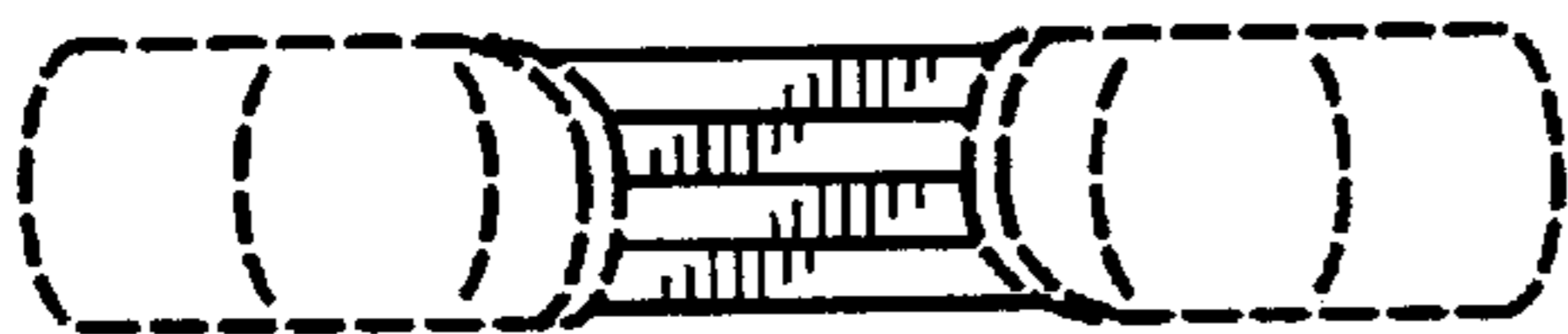


FIG. 6



FIG. 7