



US00D524126S

(12) **United States Design Patent**
Beckwith

(10) **Patent No.:** **US D524,126 S**

(45) **Date of Patent:** **** Jul. 4, 2006**

(54) **ADJUSTABLE WRENCH**

(75) Inventor: **Jonathan S. Beckwith**, Raleigh, NC
(US)

(73) Assignee: **Cooper Brands, Inc.**, Houston, TX
(US)

(**) Term: **14 Years**

(21) Appl. No.: **29/230,095**

(22) Filed: **May 17, 2005**

(51) **LOC (8) Cl.** **08-05**

(52) **U.S. Cl.** **D8/22**

(58) **Field of Classification Search** D8/17,
D8/21-29; 81/98, 99, 100, 126, 129, 165,
81/166-170, 172, 133, 129.5, 37, 341, 63.2,
81/61, 62, 142, 144, 171, 55

See application file for complete search history.

(56) **References Cited**

U.S. PATENT DOCUMENTS

2,993,398	A	7/1961	Schlote	
3,125,911	A	3/1964	Schlote	
3,541,899	A	11/1970	Tanner	
3,555,939	A *	1/1971	Halls	81/165
3,640,159	A *	2/1972	Halls et al.	81/165
3,673,896	A *	7/1972	Vardaman	81/165
4,046,034	A *	9/1977	Flewelling	81/165
D367,412	S *	2/1996	Baldwin	D8/22

5,557,993	A *	9/1996	Austin	81/165
6,076,434	A *	6/2000	Boukis	81/165
D457,406	S *	5/2002	Hu	D8/22
6,405,619	B1 *	6/2002	Lamond et al.	81/177.1
6,748,826	B1 *	6/2004	Marks	81/165

OTHER PUBLICATIONS

Photo tool cat. dated Feb. 27, 1980 p. 88.*

* cited by examiner

Primary Examiner—Raphael Barkai

Assistant Examiner—Randall H. Gholson

(74) *Attorney, Agent, or Firm*—Coats & Bennett, P.L.L.C.

(57) **CLAIM**

The ornamental design for an adjustable wrench, as shown and described.

DESCRIPTION

FIG. 1 is a perspective view of the adjustable wrench in accordance with the present invention.

FIG. 2 is a top view of the adjustable wrench of FIG. 1.

FIG. 3 is a bottom view of the adjustable wrench of FIG. 1.

FIG. 4 is a front view of the adjustable wrench of FIG. 1.

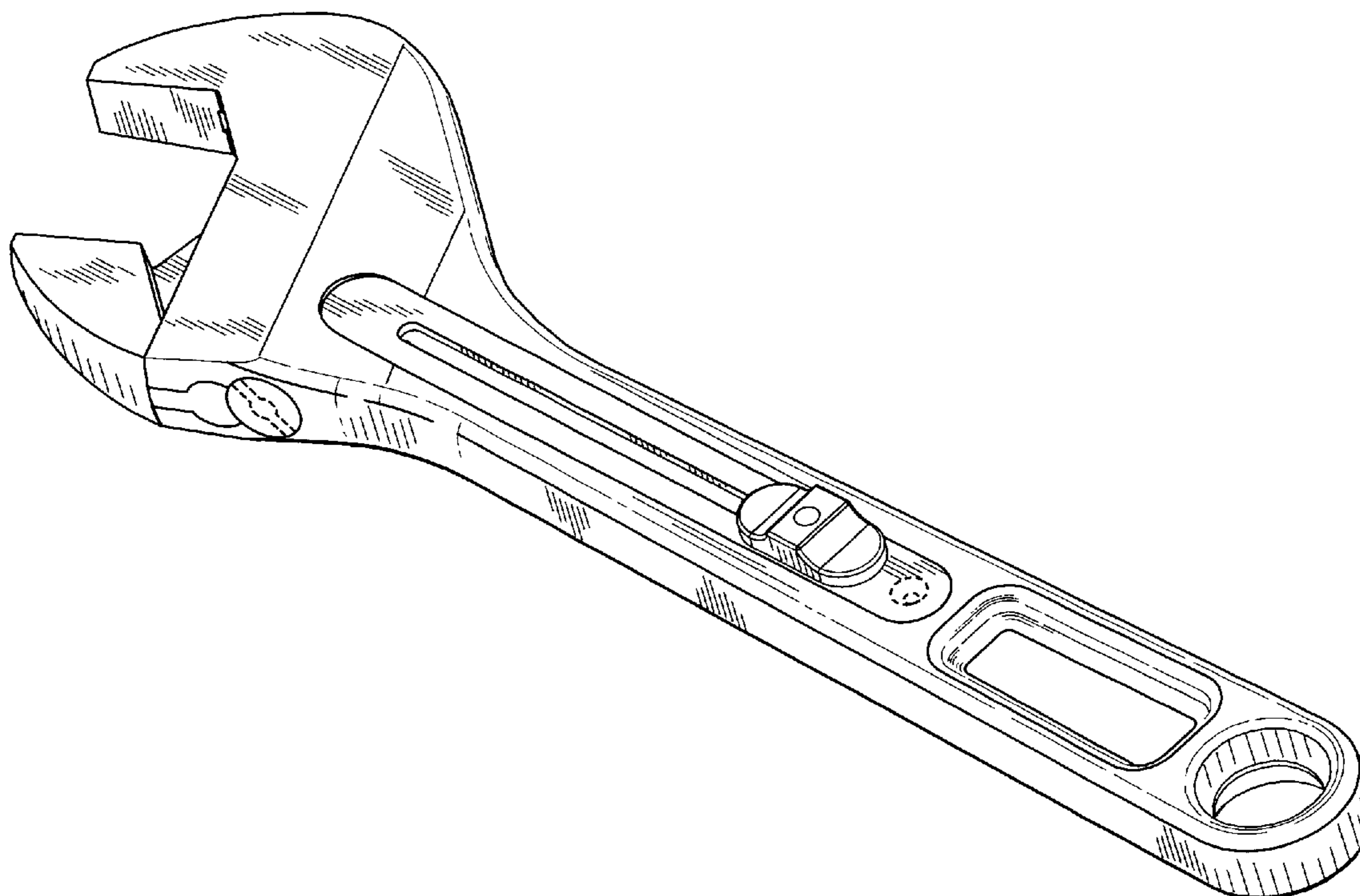
FIG. 5 is a rear view of the adjustable wrench of FIG. 1.

FIG. 6 is a left view of the adjustable wrench of FIG. 1; and,

FIG. 7 is a right view of the adjustable wrench of FIG. 1.

Throughout the Figures, aspects shown in broken lines are not considered a portion of the claimed ornamental design.

1 Claim, 5 Drawing Sheets



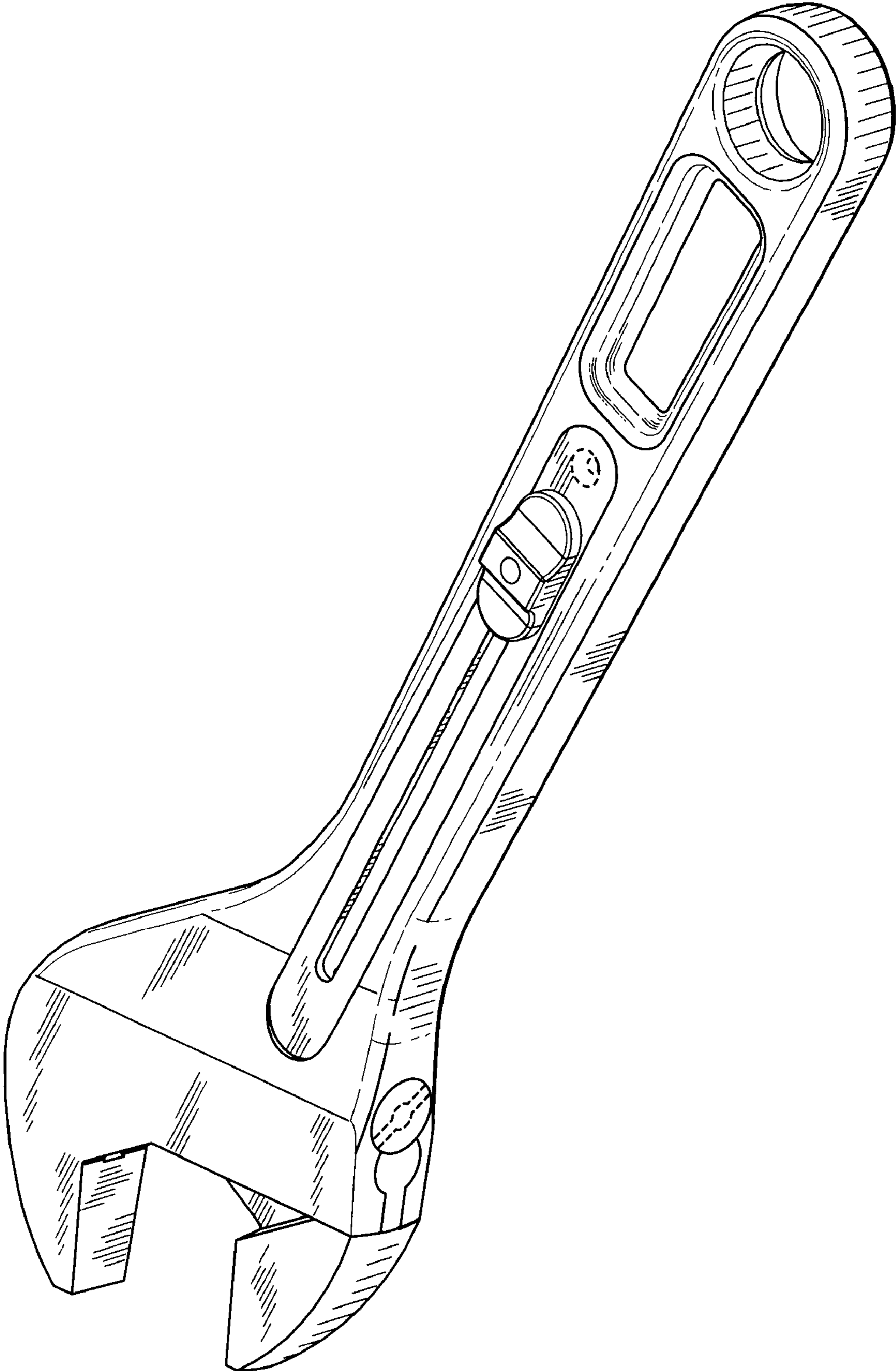


FIG. 1

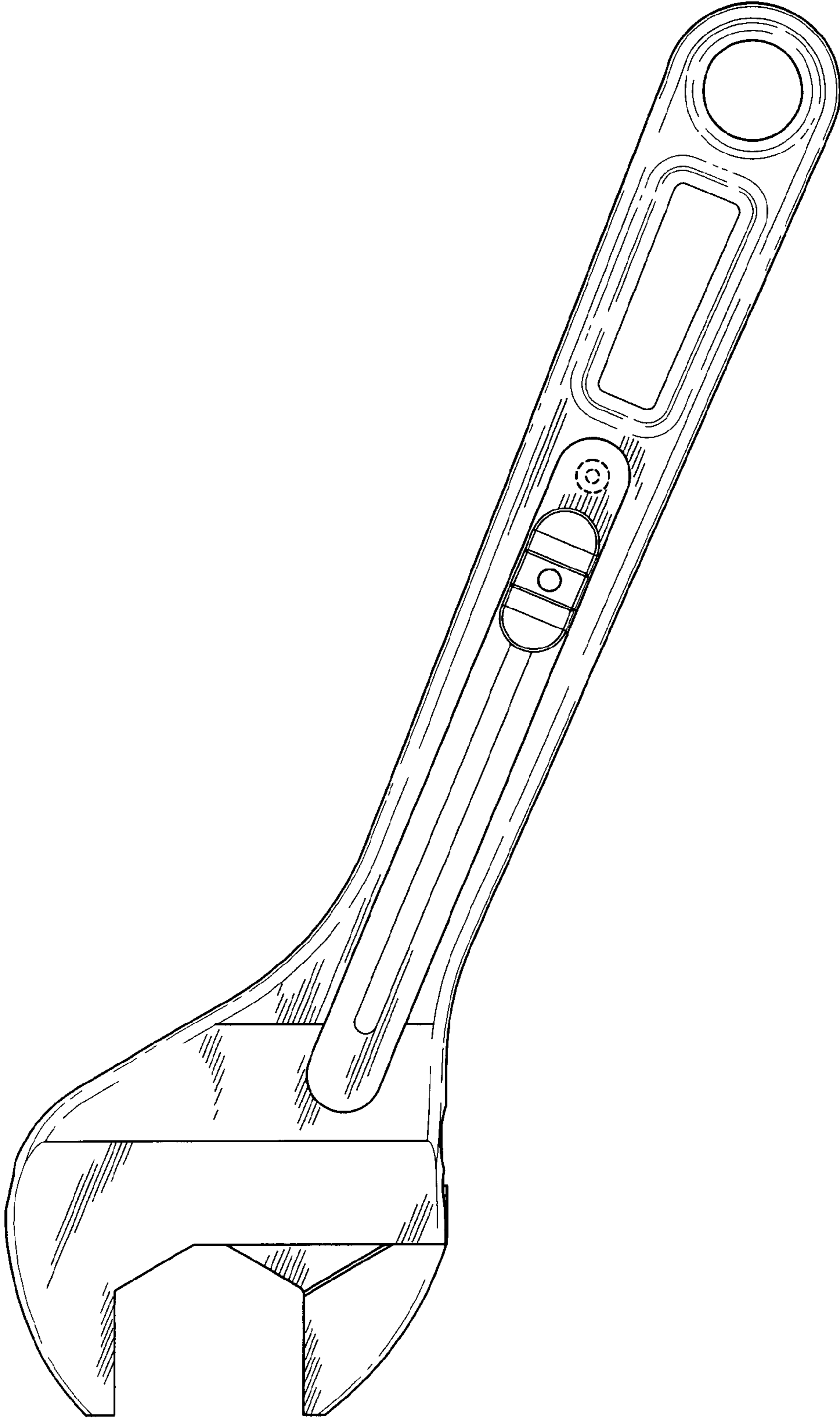


FIG. 2

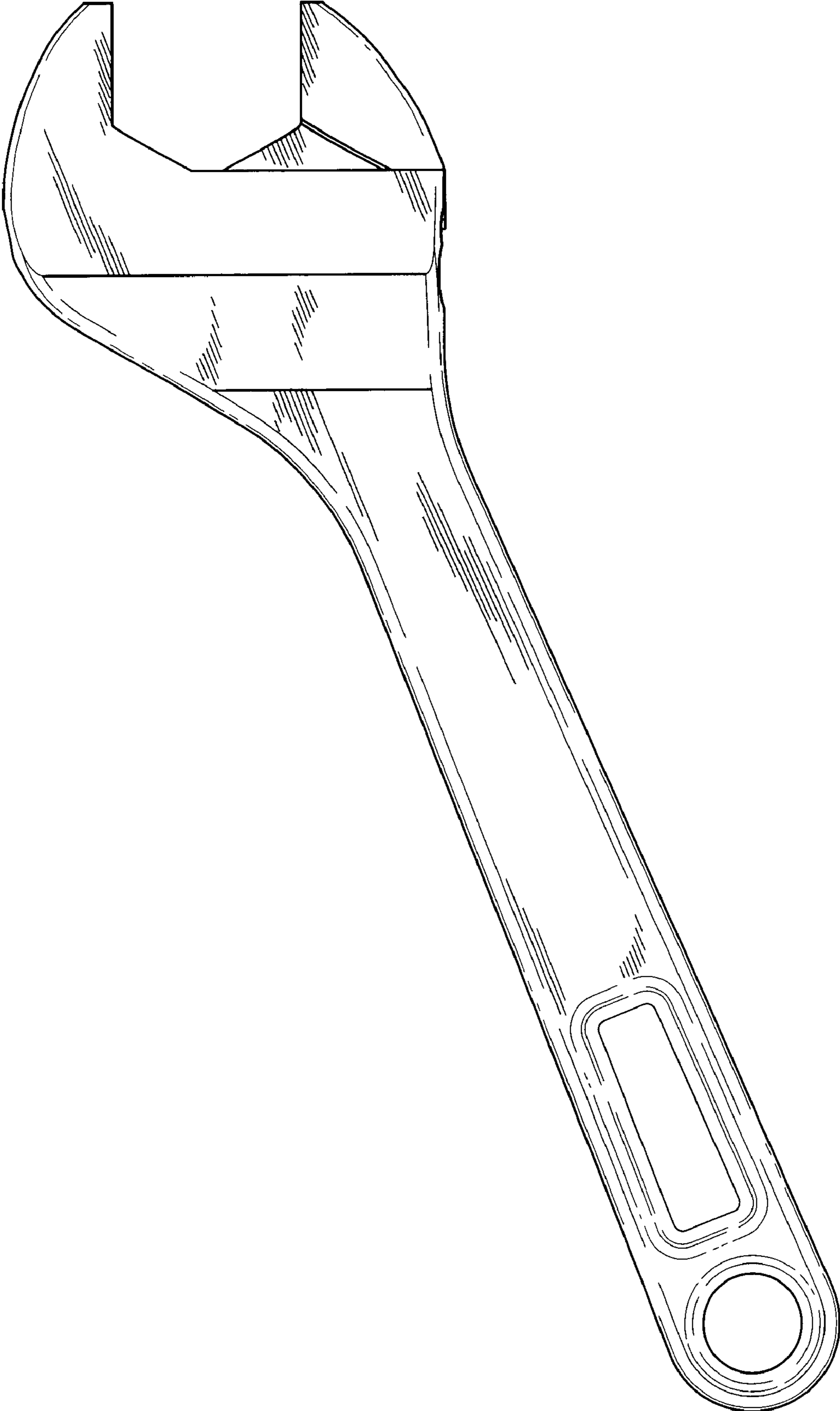


FIG. 3

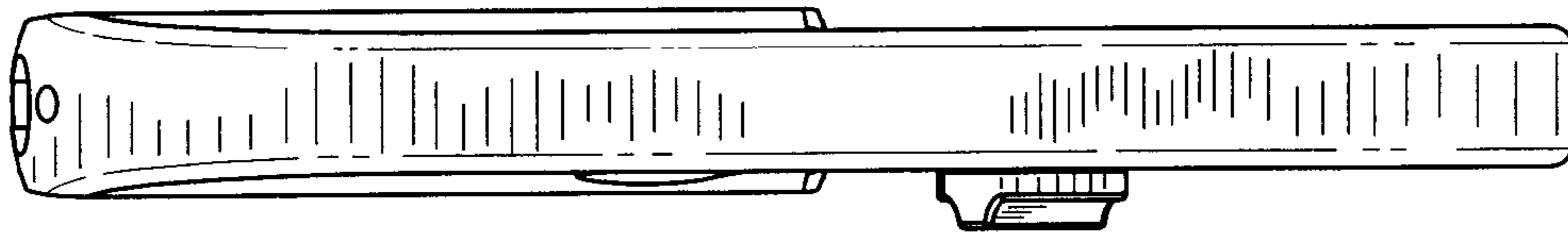


FIG. 5

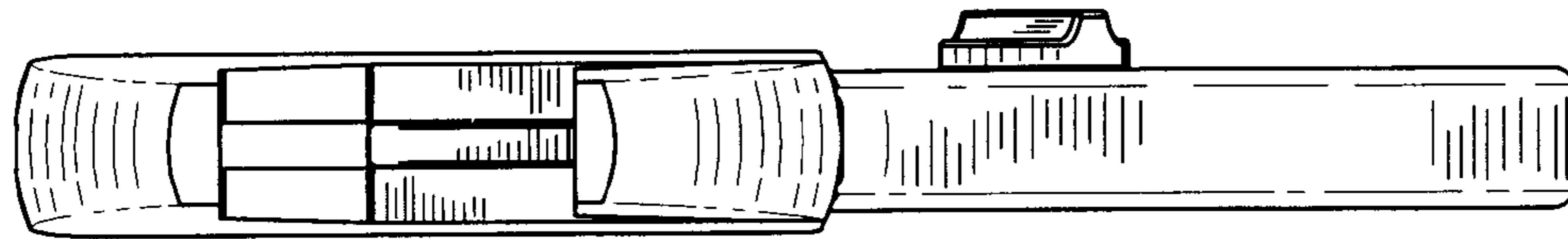


FIG. 4

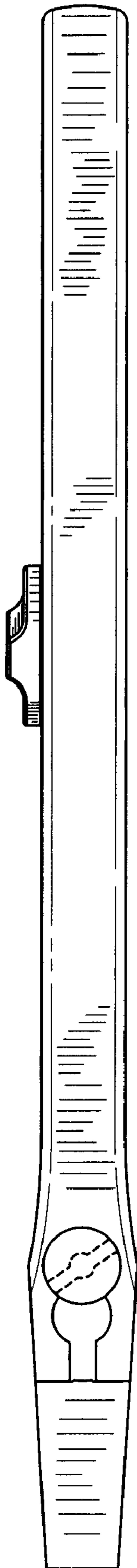


FIG. 6

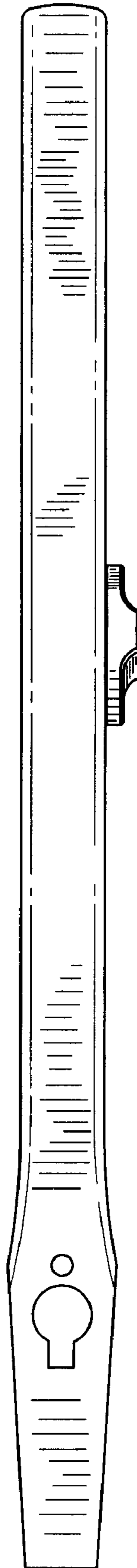


FIG. 7