

US00D524120S

(12) **United States Design Patent**
Nottingham et al.

(10) **Patent No.: US D524,120 S**
(45) **Date of Patent: ** Jul. 4, 2006**

(54) **HANDLE FOR VEGETABLE CARVING KNIFE**

FOREIGN PATENT DOCUMENTS

WO WO 03/045211 6/2003

(75) Inventors: **John R. Nottingham**, Bratenahl, OH (US); **John W. Spirk**, Gates Mills, OH (US); **Trevor L. Jackson**, Kirtland, OH (US); **Don C. Fuchs, Jr.**, Mentor, OH (US); **Doug Gall**, Strongsville, OH (US)

OTHER PUBLICATIONS

Internet Product Order Form, Dremel Pumpkin Carving Kit, from website www.dremel.com, 2003.
Internet Product Order Form, Wizard Peelmaster, from website www.juicersforless.com.
Internet Product Order Form, Vegetable Peeler, Panomagico, from website www.pannomagico.it.
Photograph of Ariete Pelapatate Battery Operated Potato Peeler, p. 1.
Photographs of Product Packaging for Battery Operated Pumpkin Carver, p. 1-7.
Battery Operated Speedy Peel with peel fruits and vegetables without hand strain, Dynamic Living, Online Advertising, p. 1-4.

(73) Assignee: **Nottingham-Spirk Design Associates, Inc.**, Cleveland, OH (US)

(**) Term: **14 Years**

(21) Appl. No.: **29/219,431**

(22) Filed: **Dec. 16, 2004**

Related U.S. Application Data

(63) Continuation of application No. 10/885,047, filed on Jul. 6, 2004.

(51) **LOC (8) Cl. 07-03**

(52) **U.S. Cl. D7/646; D7/401.2**

(58) **Field of Classification Search** D7/646, D7/649, 650, 401.2; D8/30, 98, 107; 30/123.6, 30/272.1, 277.4

See application file for complete search history.

Primary Examiner—Caron D. Veynar

(74) *Attorney, Agent, or Firm*—Calfee, Halter & Griswold LLP

(57) **CLAIM**

The ornamental design for a handle for vegetable carving knife, as shown and described.

DESCRIPTION

FIG. 1 is a perspective view of a handle for vegetable carving knife of the new design; FIG. 2 is a front elevational view of the handle of FIG. 1; FIG. 3 is a rear elevational view of the handle of FIG. 1; FIG. 4 is a left side elevation view of the handle of FIG. 1; FIG. 5 is a right side elevation view of the handle of FIG. 1; FIG. 6 is a top plan view of the handle of FIG. 1; FIG. 7 is a bottom plan view of the handle of FIG. 1; and, FIG. 8 is a perspective view of the handle of FIG. 1 including a blade assembly shown in broken lines.

The portions of the Figures shown in broken lines are not part of the claimed design but are for illustration purposes only.

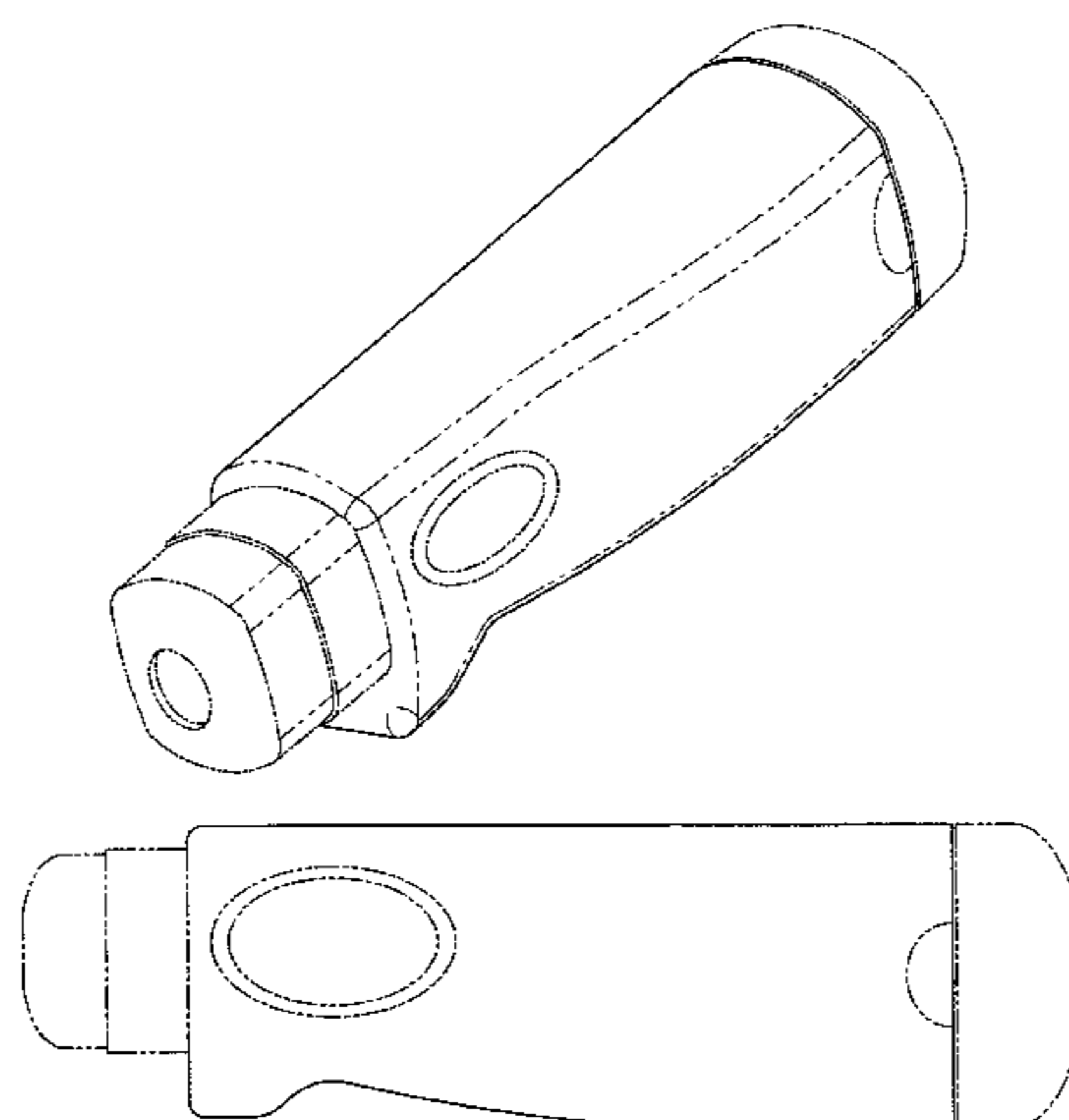
(56) **References Cited**

U.S. PATENT DOCUMENTS

3,388,470	A	6/1966	Ufer	
3,315,356	A	4/1967	Swanke	
3,417,469	A	12/1968	Cousins	
3,432,702	A	* 3/1969	Chambers 30/277.4
3,555,678	A	1/1971	Aguinick	
3,679,958	A	7/1972	Chambers	
3,885,307	A	5/1975	Papalardo	
3,981,078	A	9/1976	Alberti	
4,296,659	A	10/1981	Nauman	
4,348,807	A	9/1982	Ashdown	
4,656,936	A	4/1987	Bardon	
4,674,154	A	6/1987	Gilbert	

(Continued)

1 Claim, 7 Drawing Sheets



US D524,120 S

Page 2

U.S. PATENT DOCUMENTS					
			D452,129 S *	12/2001	McCalla et al. D8/107
4,689,885 A	9/1987	Albanese	6,327,971 B1	12/2001	Ridler
4,711,030 A	12/1987	Ruston, Sr.	6,408,520 B1	6/2002	Ridler
4,841,638 A	6/1989	Bardeen et al.	6,434,836 B1	8/2002	Olivares
D320,724 S	10/1991	Rixen	6,487,779 B1	12/2002	Underthun
5,058,273 A	10/1991	Streger	6,497,046 B1	12/2002	Bardeen et al.
D347,145 S *	5/1994	Neshat et al. D7/646	6,671,964 B1	1/2004	Ruiz
5,655,861 A	8/1997	Bardeen	6,722,042 B1	4/2004	Naville, Jr.
5,687,484 A	11/1997	Hahn	6,805,032 B1	10/2004	Engdahl
D388,285 S *	12/1997	Neshat D7/646	2002/0178589 A1	12/2002	Wong et al.
5,778,541 A	7/1998	McClung	2003/0070298 A1	4/2003	Ruiz
5,832,615 A	11/1998	Costen et al.	2003/0192191 A1	10/2003	Wong
5,933,968 A	8/1999	Solomon	2003/0200664 A1	10/2003	Thompson
6,082,253 A	7/2000	Ridler	2004/0055437 A1	3/2004	Engdahl
6,267,036 B1	7/2001	Lani	2004/0187662 A1	9/2004	Ulmer
D449,207 S *	10/2001	Miller D7/646	2004/0200079 A1	10/2004	Stoughton
D449,497 S *	10/2001	Sham et al. D7/646			

* cited by examiner

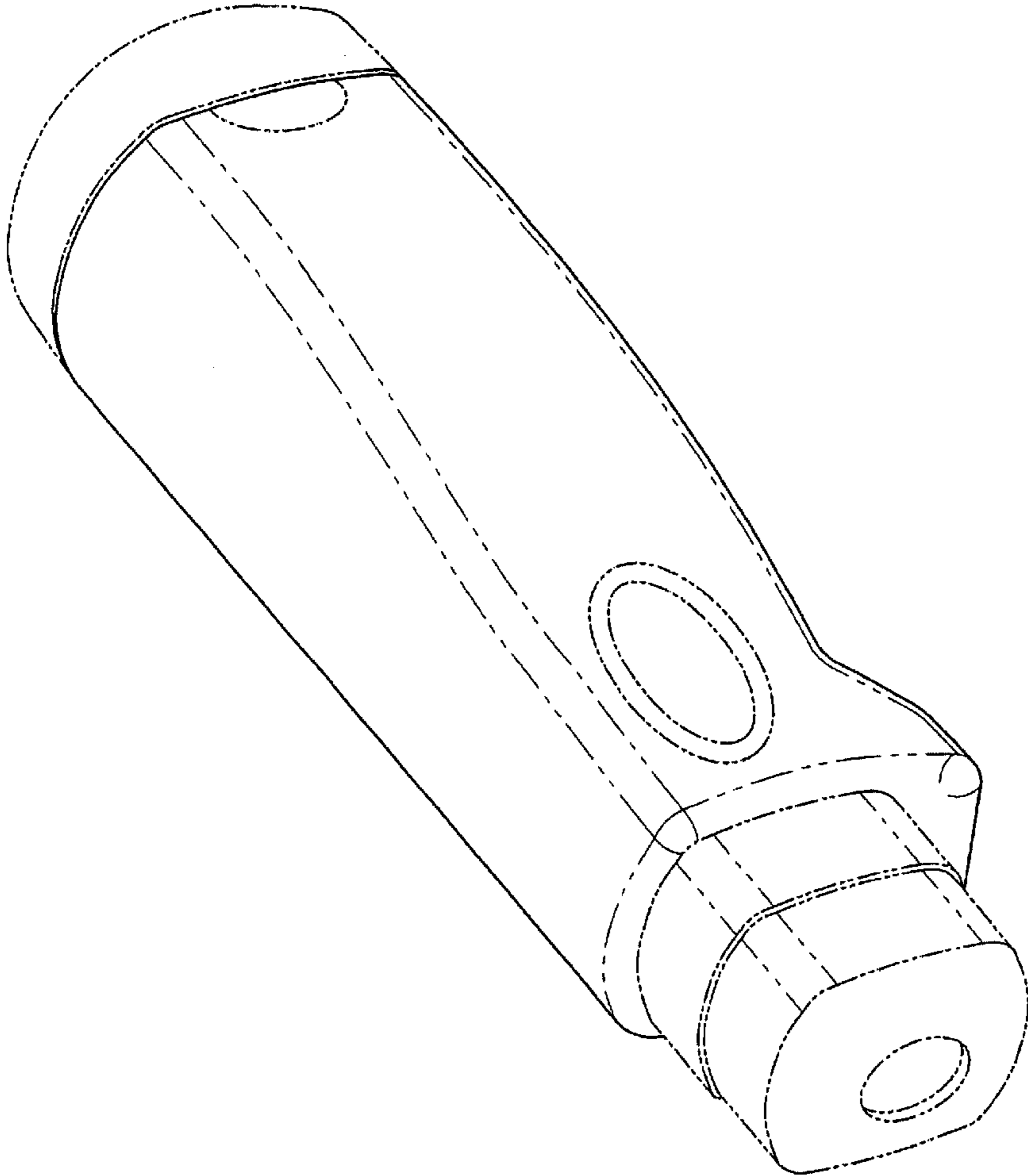


FIG. 1

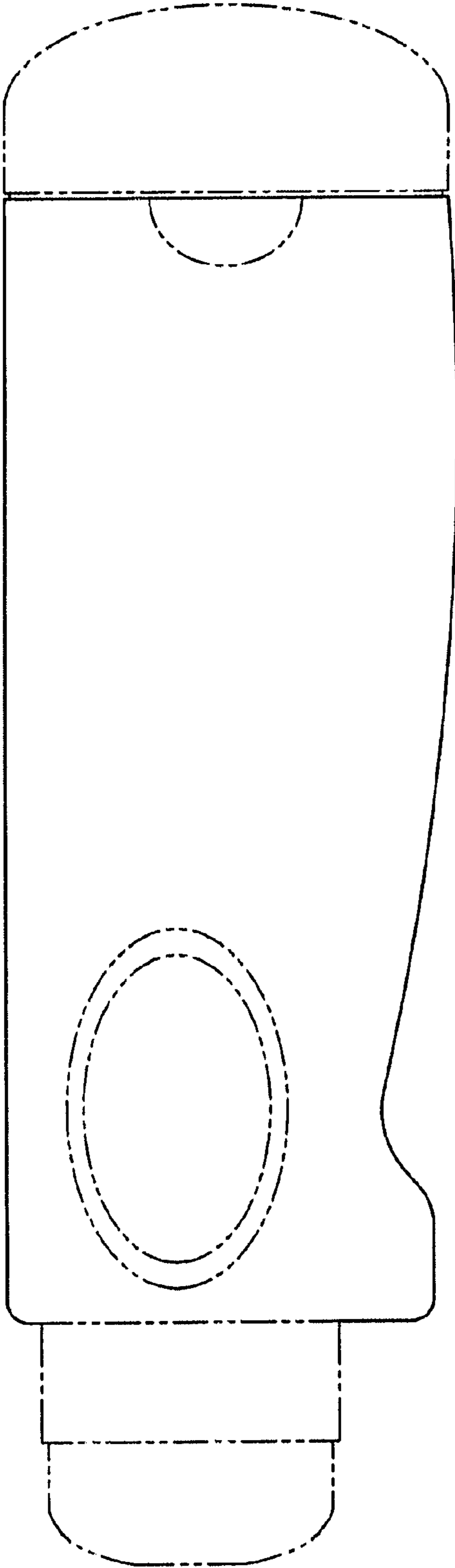


FIG. 2




FIG. 3

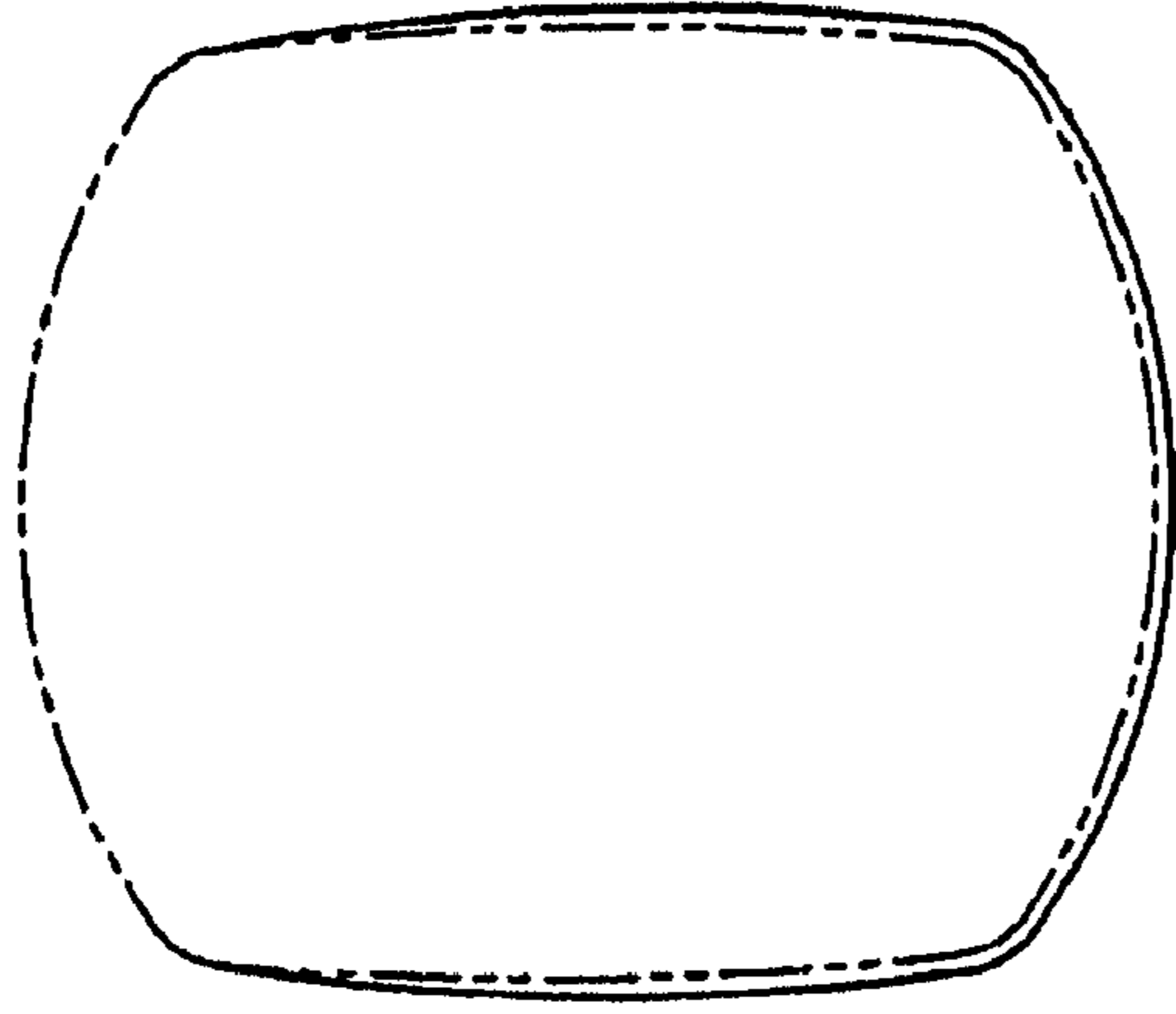


Fig. 5

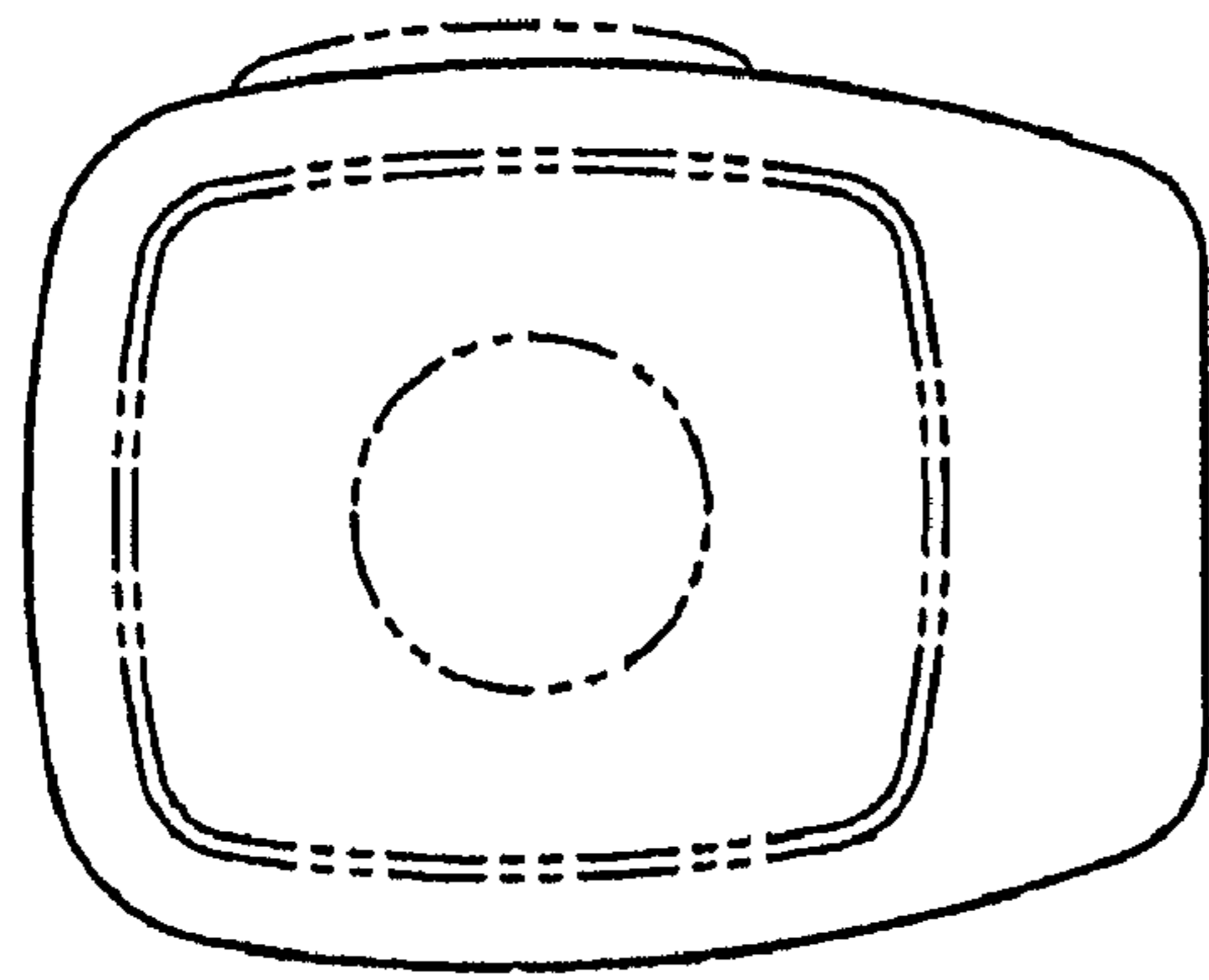


Fig. 4

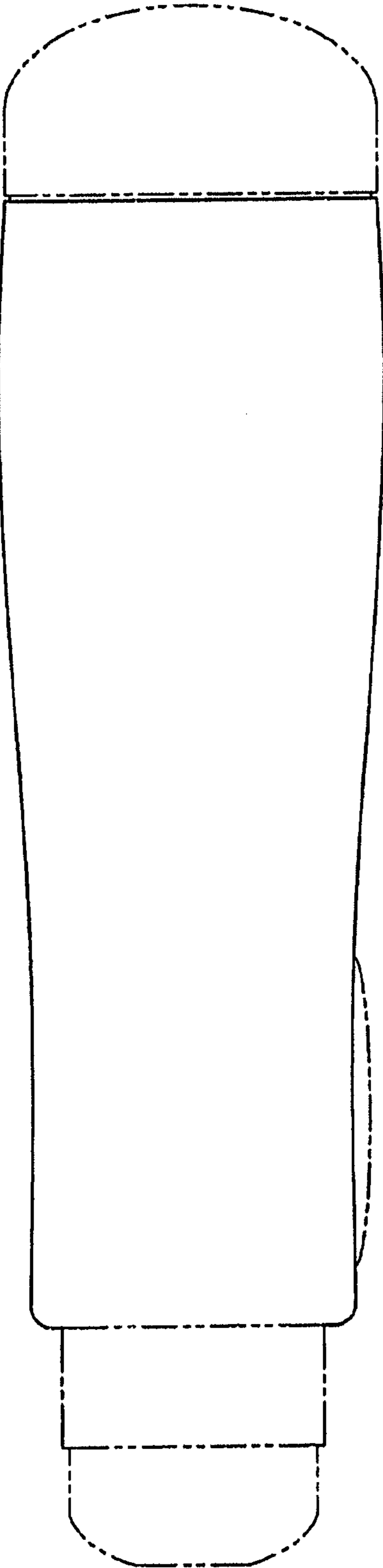


Fig. 6

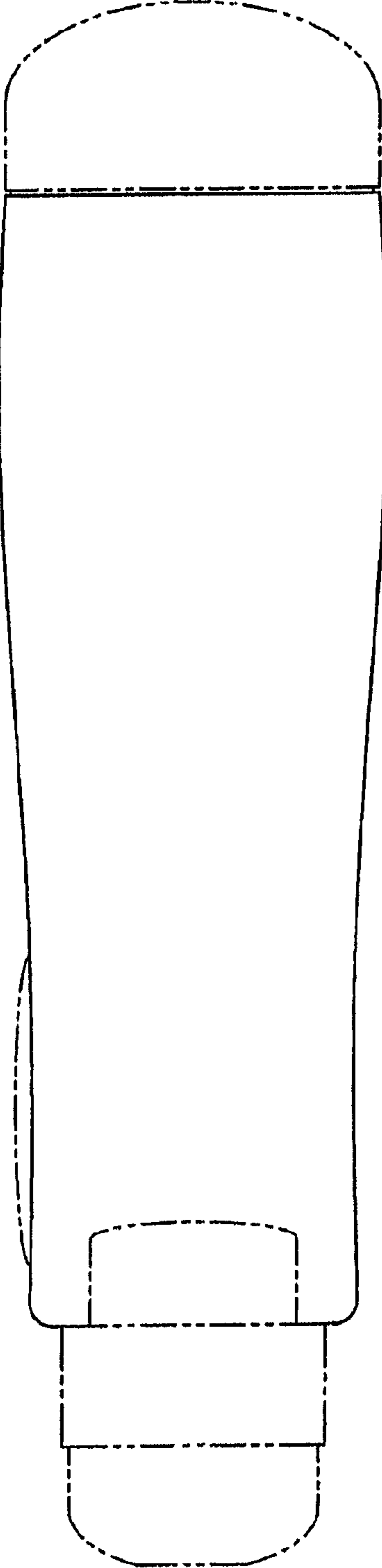


Fig. 7

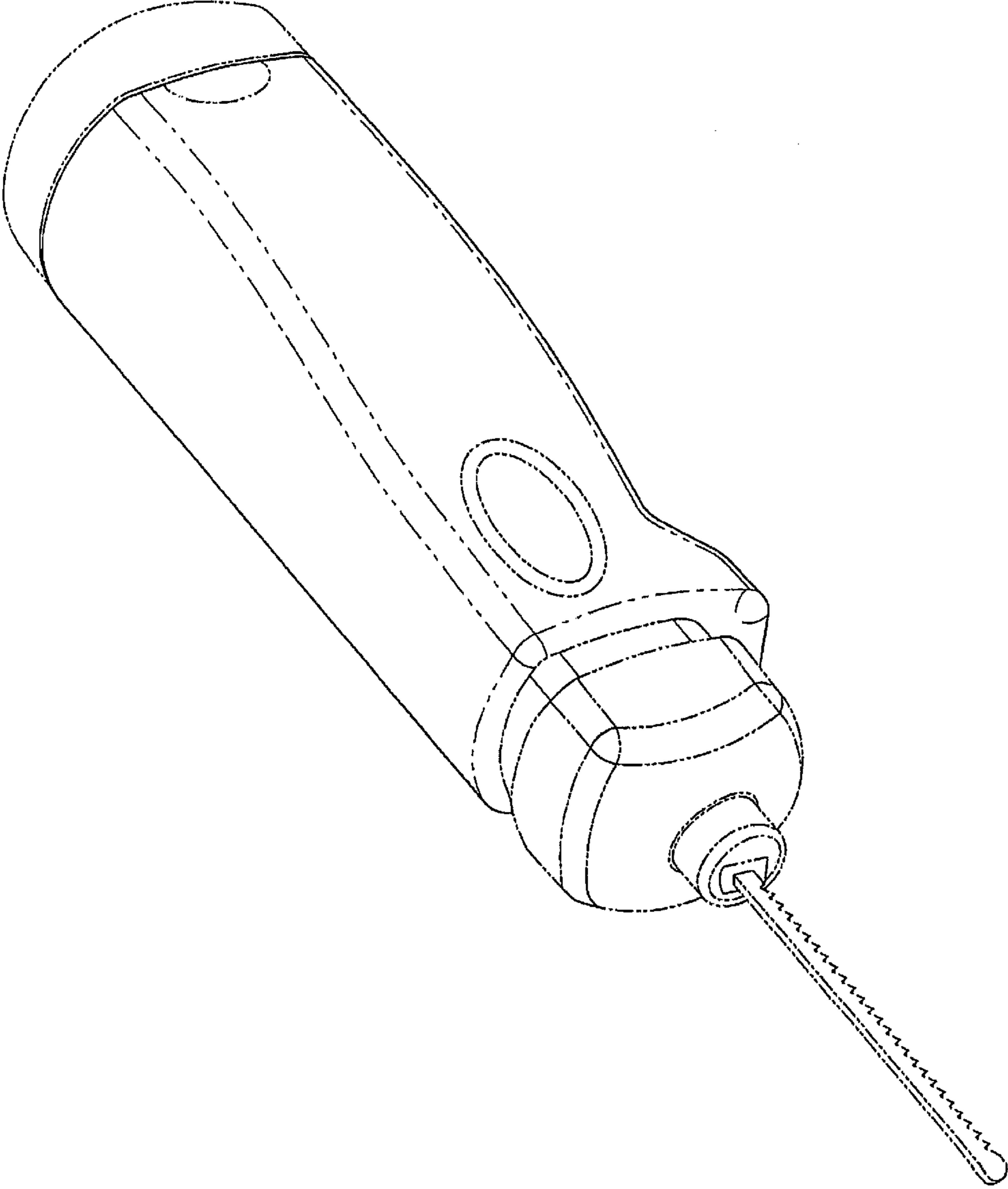


Fig. 8