



US00D524112S

(12) **United States Design Patent**  
**Cogley**

(10) **Patent No.:** **US D524,112 S**

(45) **Date of Patent:** **\*\* Jul. 4, 2006**

- (54) **SANDWICH HOLDER**
- (75) Inventor: **Paul A. Cogley**, Chicago, IL (US)
- (73) Assignee: **Kraft Foods Holdings, Inc.**, Northfield, IL (US)
- (\*\*) Term: **14 Years**
- (21) Appl. No.: **29/225,643**
- (22) Filed: **Mar. 18, 2005**
- (51) **LOC (8) Cl.** ..... **07-06**
- (52) **U.S. Cl.** ..... **D7/601; D1/105**
- (58) **Field of Classification Search** ..... D7/601, D7/504; D1/102, 105; 211/85.4; 229/938, 229/87.08, 922, 103, 117, 146; 248/174, 248/176.1; 294/1.1, 25; 220/574, 4.23, 4.24, 220/6; 206/557; 219/725, 734  
See application file for complete search history.

4,603,825 A	8/1986	Kotliar	
4,653,645 A *	3/1987	Thomas	248/174
4,936,479 A *	6/1990	Levy et al.	229/938
D318,984 S	8/1991	Wickham et al.	
5,279,456 A	1/1994	Bernstein	
D350,671 S *	9/1994	Asner	D7/504
5,421,508 A	6/1995	Beales	
5,518,169 A	5/1996	Beales	
5,585,027 A	12/1996	Young	
5,662,265 A	9/1997	Jensen	
6,364,203 B1	4/2002	Toussant et al.	
6,415,944 B1	7/2002	Toussant	
2001/0001470 A1	5/2001	Toussant et al.	
2003/0206997 A1	11/2003	Winkelman et al.	
2004/0035863 A1	2/2004	Metcalf et al.	

\* cited by examiner

*Primary Examiner*—Terry A. Wallace

(74) *Attorney, Agent, or Firm*—Fitch, Even, Tabin & Flannery

(57) **CLAIM**

The ornamental design for a sandwich holder, as shown and described.

(56) **References Cited**

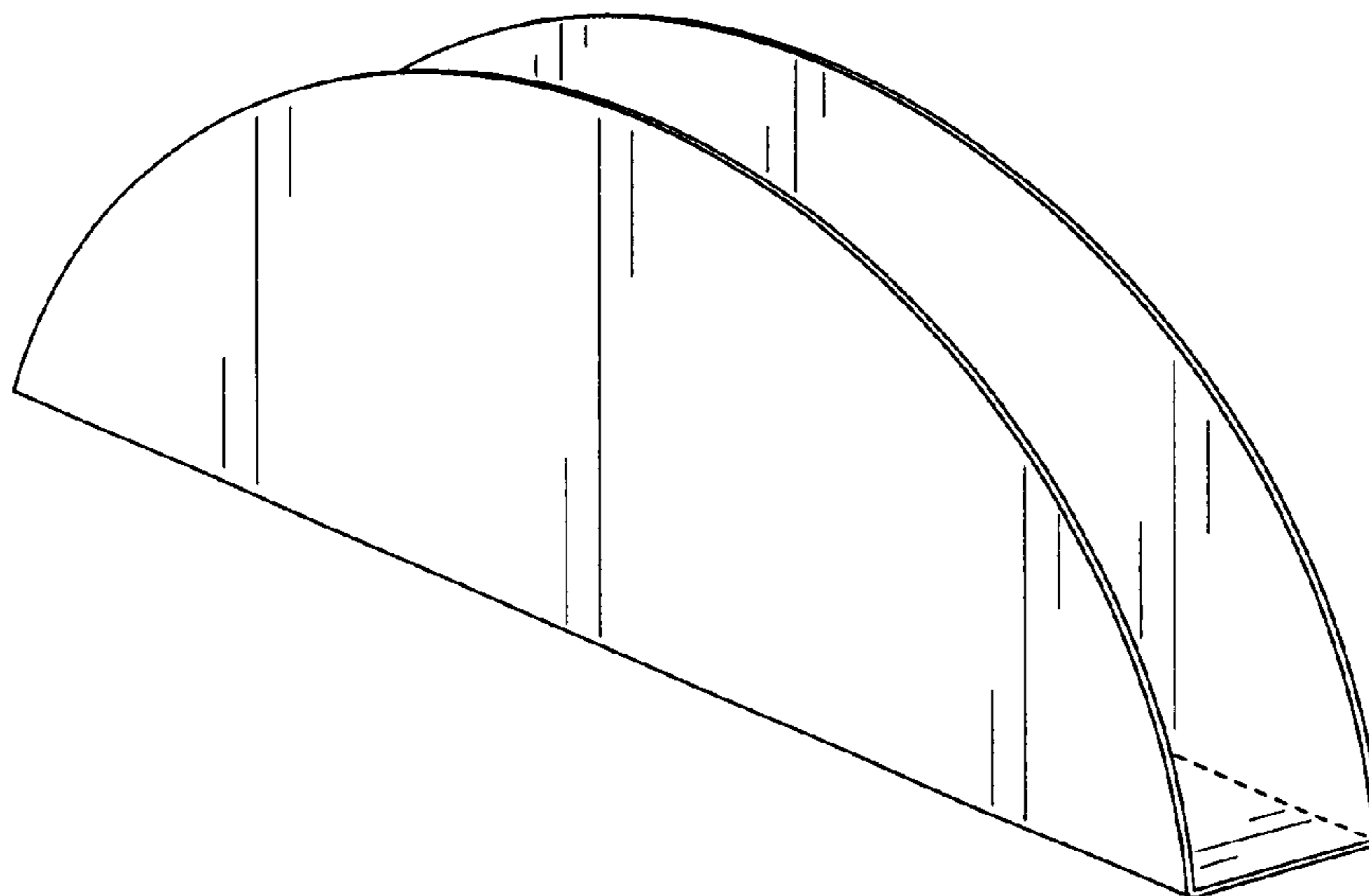
U.S. PATENT DOCUMENTS

798,264 A	8/1905	Carrier	
1,945,397 A	1/1934	Gray	
D118,305 S *	12/1939	Garson	D9/432
2,252,297 A	8/1941	MacIntyre	
2,274,344 A *	2/1942	Palmer	229/87.08
2,468,306 A	4/1949	Norden	
3,294,229 A	12/1966	McConnell et al.	
3,446,411 A	5/1969	Epstein	
3,610,512 A	10/1971	Hermalin	
4,270,660 A *	6/1981	Putt	211/85.4
D263,786 S	4/1982	Kohan	
4,509,674 A	4/1985	Levick	
D282,338 S	1/1986	Putt	
4,573,570 A	3/1986	Cortopassi	
4,573,579 A *	3/1986	Murdick et al.	229/938
4,589,619 A	5/1986	Forbers, Jr.	

**DESCRIPTION**

FIG. 1 is a perspective view of a sandwich holder showing my new design;  
 FIG. 2 is a side elevational view thereof;  
 FIG. 3 is a top plan view thereof;  
 FIG. 4 is a top plan view of the sandwich holder in its unfolded paperboard blank form; and,  
 FIG. 5 is perspective view of the sandwich holder of FIG. 1 wherein the broken lines showing of a sandwich and grasping hand are for contextual illustrative purposes and form no part of the claimed design.  
 The dashed lines represent fold and tear lines in FIGS. 1 and 4.

**1 Claim, 5 Drawing Sheets**



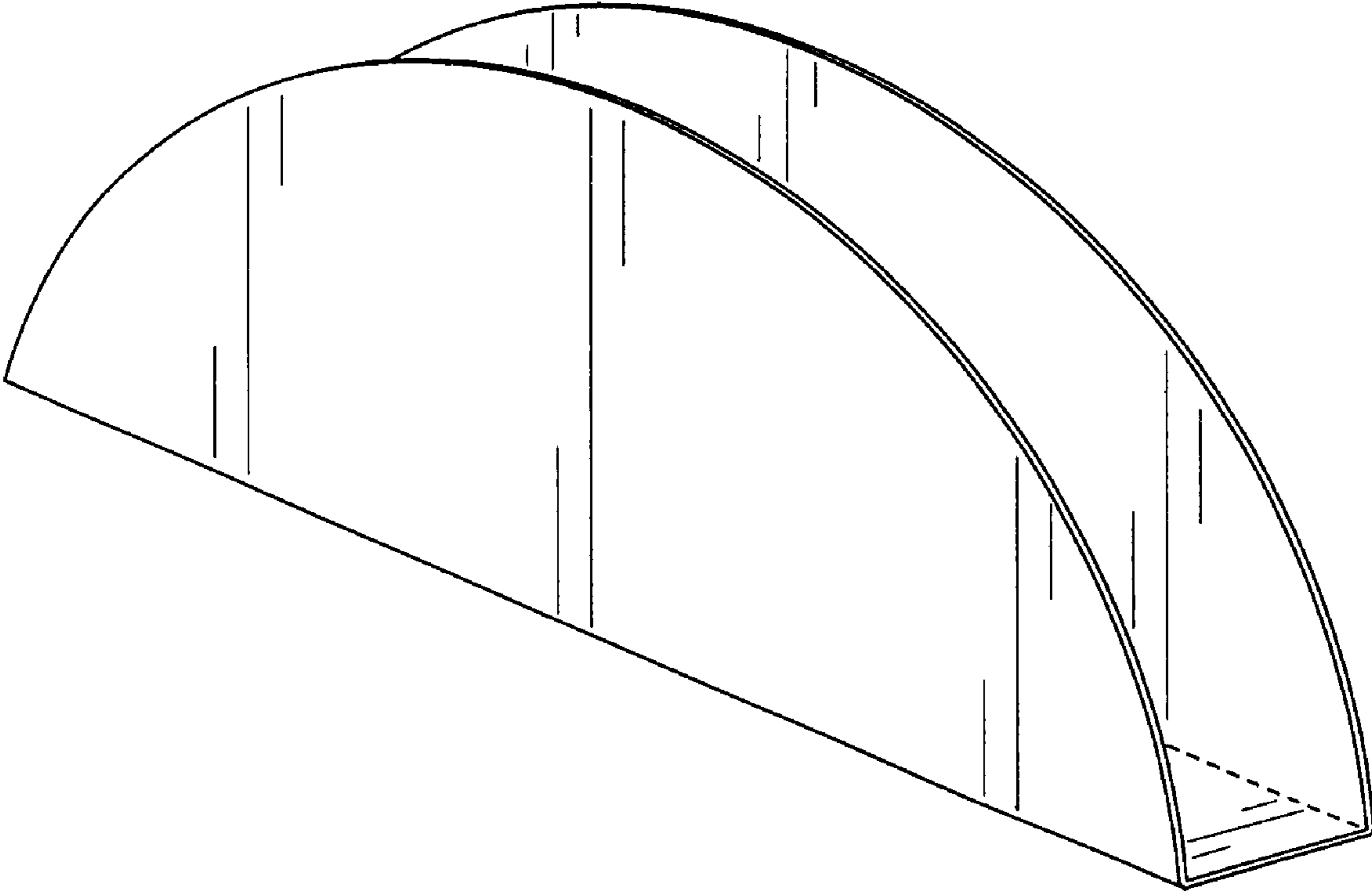


FIG. 1




FIG. 2

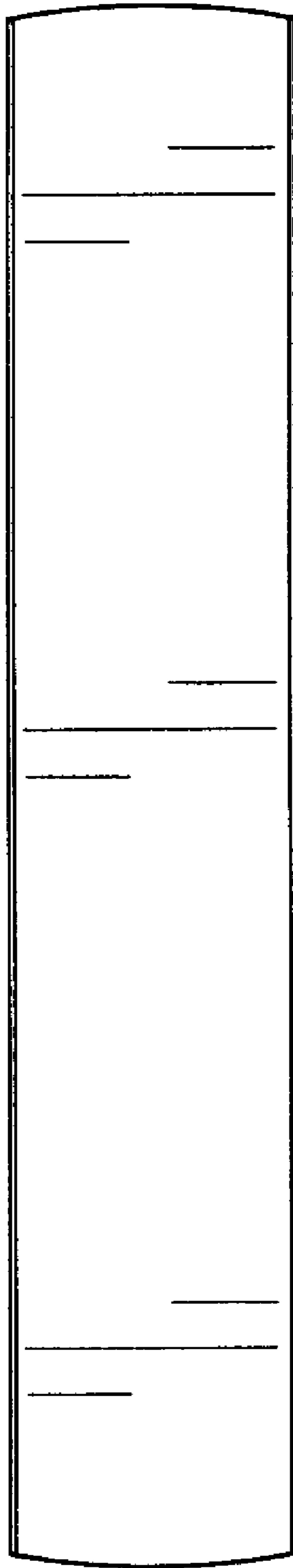


FIG. 3

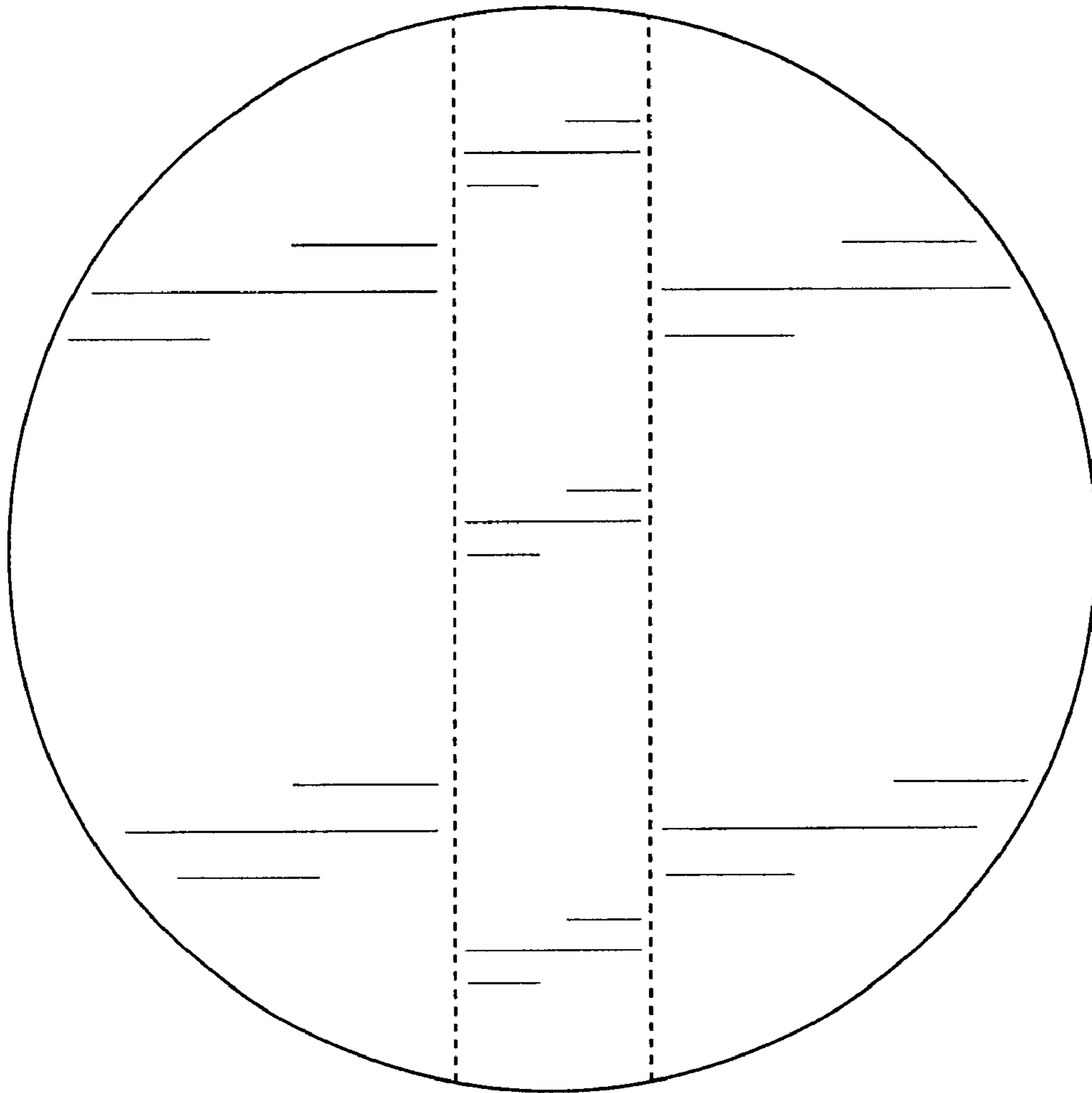


FIG. 4

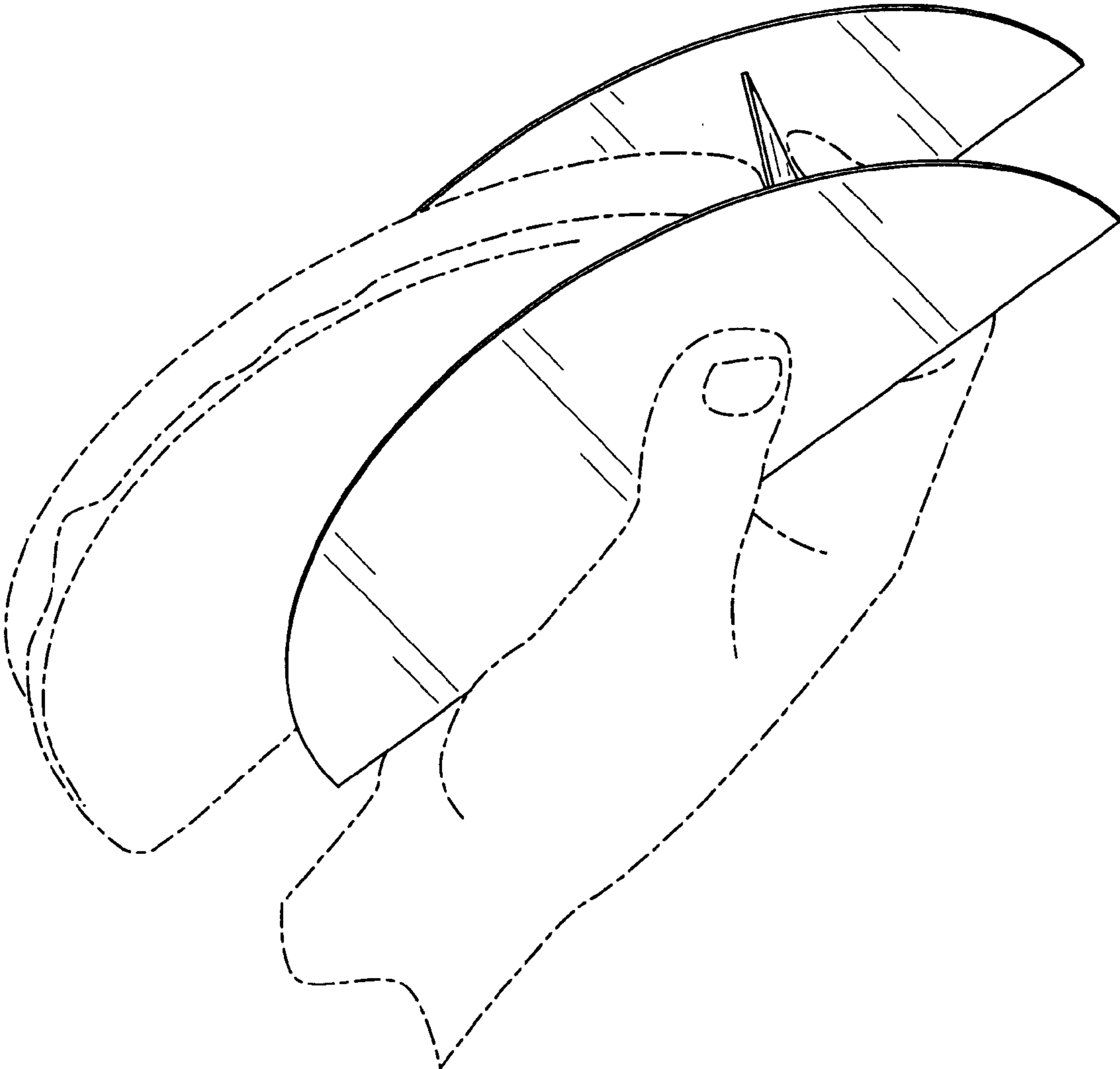


FIG. 5