



US00D524111S

(12) **United States Design Patent**  
**Goodman et al.**

(10) **Patent No.:** **US D524,111 S**  
(45) **Date of Patent:** **\*\* Jul. 4, 2006**

(54) **BANANA HOLDER**  
(75) Inventors: **Sheldon H. Goodman**, 30905 Stratford,  
Solon, OH (US) 44139; **Kent W.**  
**Murphy**, Wooster, OH (US)

5,826,843 A \* 10/1998 Sturm ..... 248/176.1  
D404,973 S 2/1999 Goodman et al.  
D437,735 S 2/2001 Goodman et al.  
D479,099 S \* 9/2003 Ancona ..... D7/601  
D481,265 S \* 10/2003 Ancona ..... D7/601

(73) Assignee: **Sheldon H. Goodman**, Solon, OH (US)  
(\*\*) Term: **14 Years**

\* cited by examiner  
*Primary Examiner*—Terry A. Wallace  
(74) *Attorney, Agent, or Firm*—Pearne & Gordon LLP

(21) Appl. No.: **29/225,099**  
(22) Filed: **Mar. 10, 2005**

(57) **CLAIM**  
The ornamental design for a banana holder, as shown and described.

(51) **LOC (8) Cl.** ..... **07-06**  
(52) **U.S. Cl.** ..... **D7/601**  
(58) **Field of Classification Search** ..... D7/601,  
D7/628, 701, 704; D6/449, 462, 546; 211/13.1,  
211/181.1; 248/116, 121, 125.1, 175, 176.1  
See application file for complete search history.


**DESCRIPTION**

FIG. 1 is a front elevational view of a banana holder showing our new design;  
FIG. 2 is a left side elevational view thereof, the right side elevational view being a mirror image thereof;  
FIG. 3 is a top plan view thereof;  
FIG. 4 is a bottom plan view thereof; and,  
FIG. 5 is a perspective view thereof.

(56) **References Cited**  
U.S. PATENT DOCUMENTS

D335,401 S \* 5/1993 Nations ..... D6/462  
D385,751 S \* 11/1997 Hollinger ..... D7/601

**1 Claim, 3 Drawing Sheets**



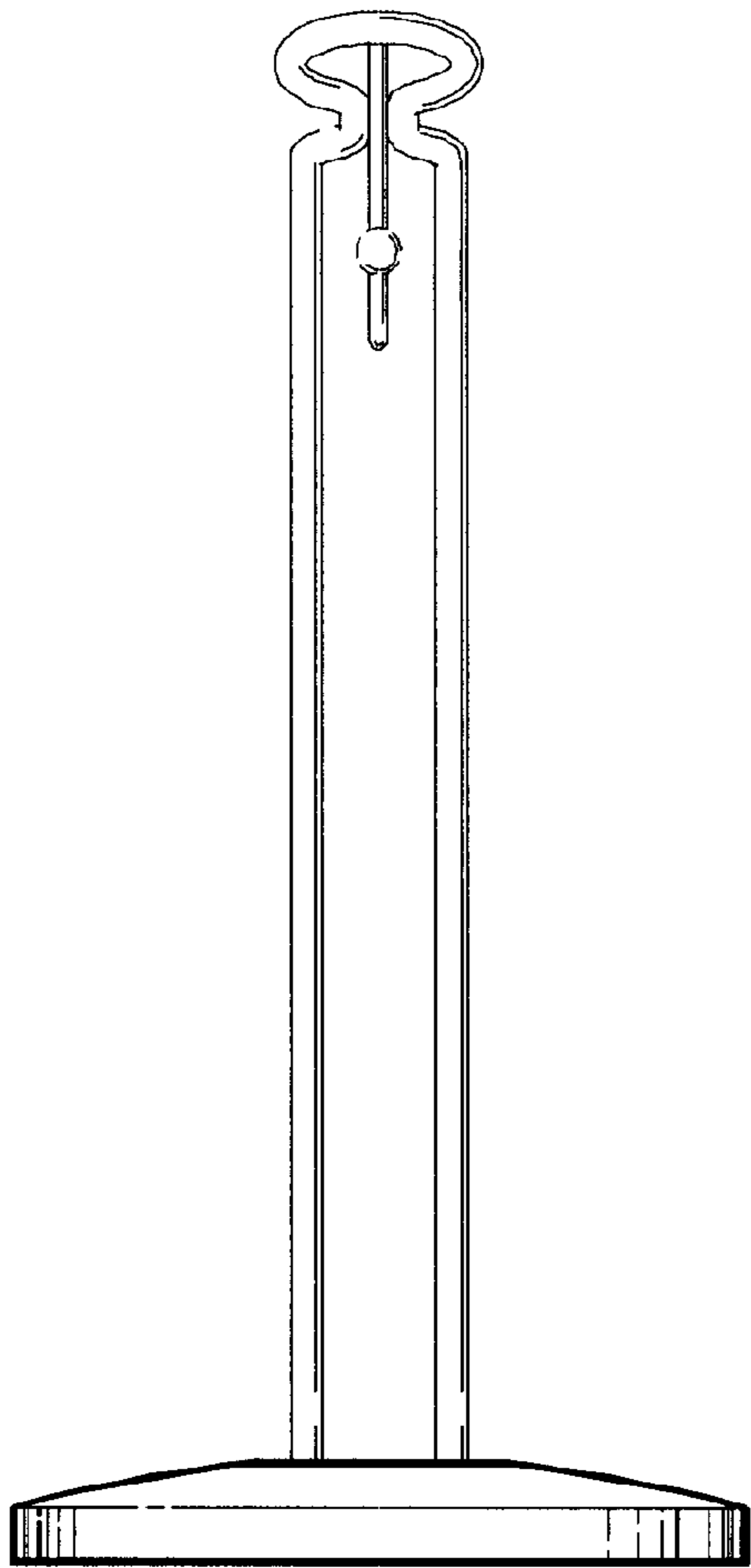


Fig. 1

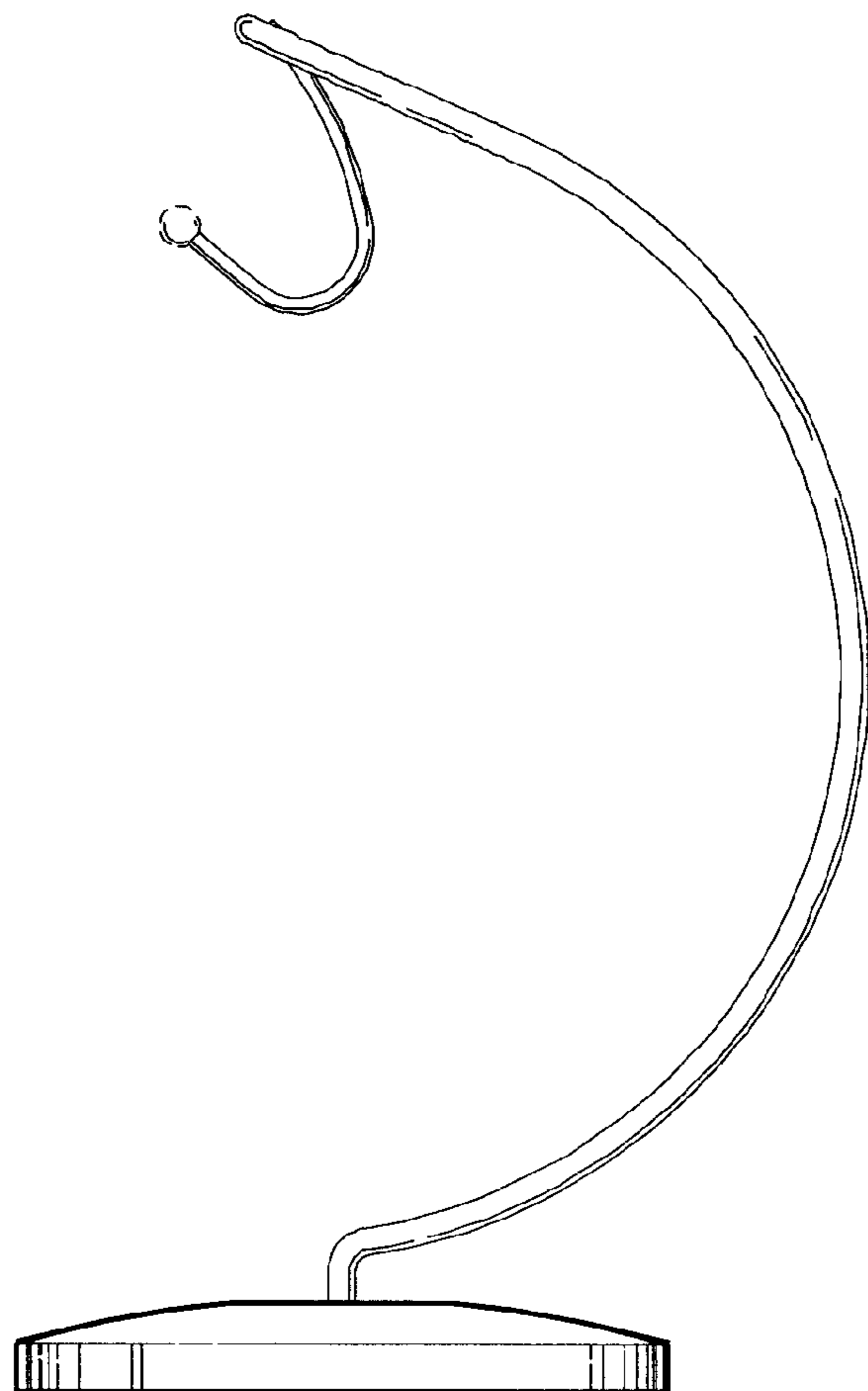


Fig. 2

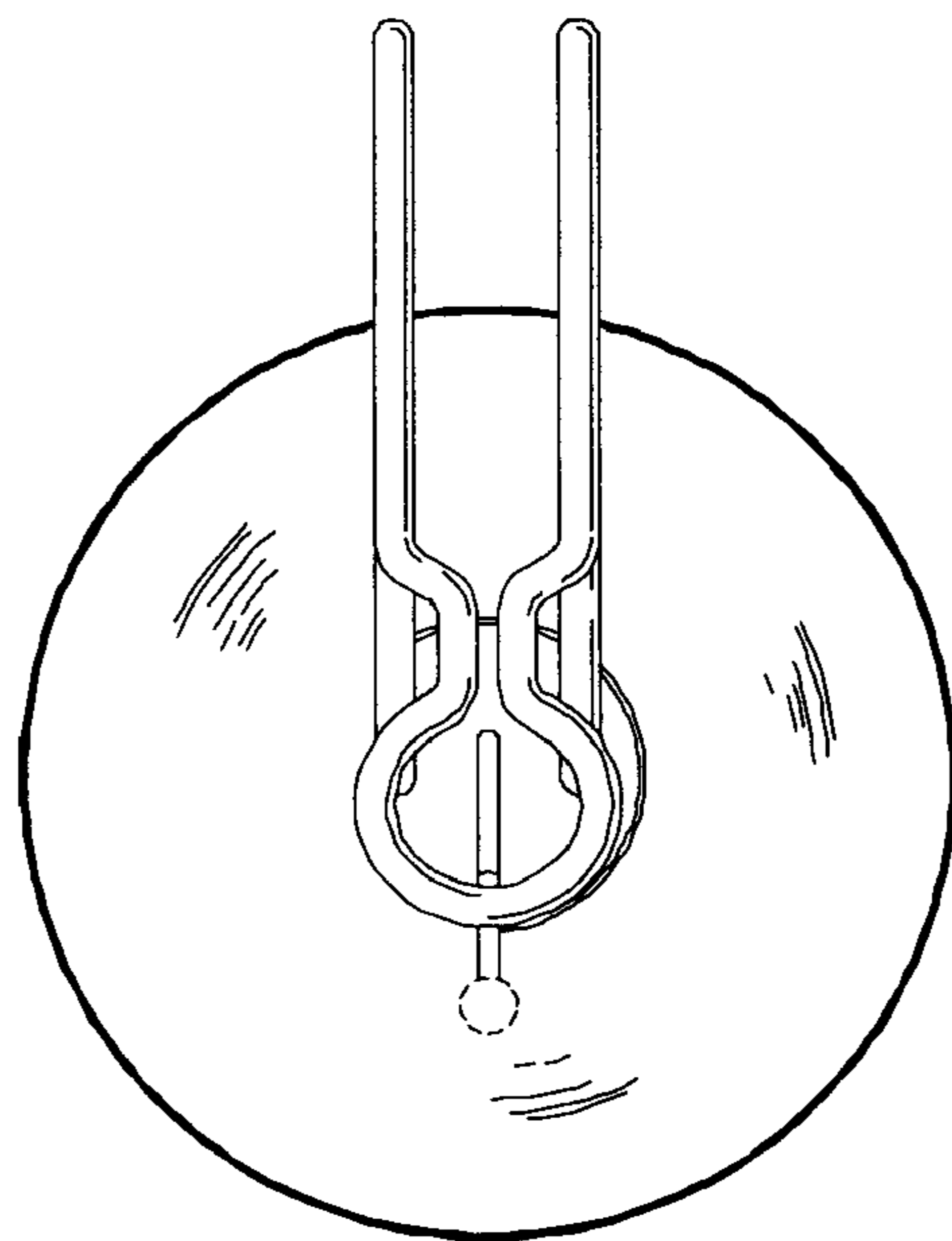


Fig. 3

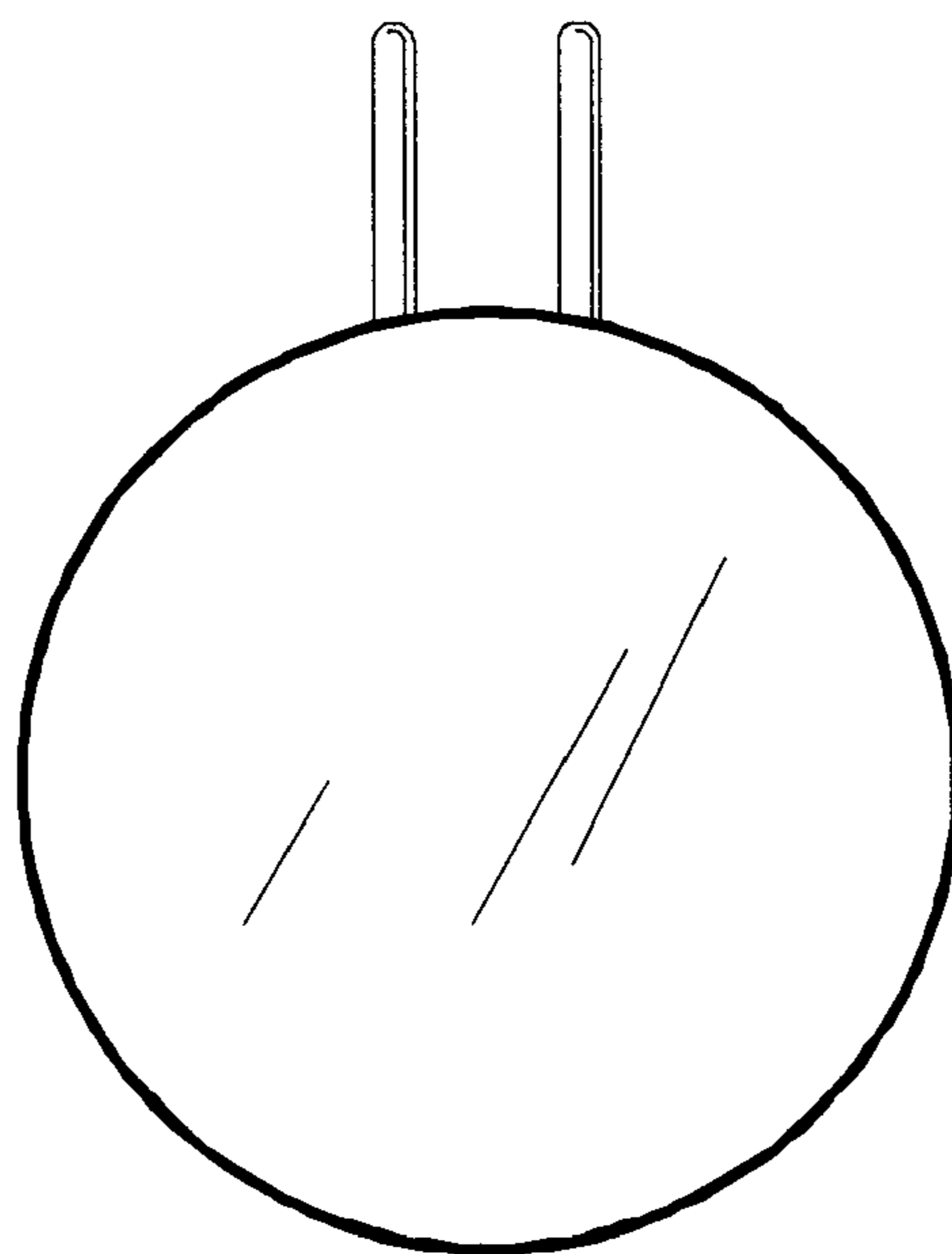


Fig. 4




Fig. 5