



US00D524110S

(12) **United States Design Patent**  
**Zemel**

(10) **Patent No.:** **US D524,110 S**

(45) **Date of Patent:** **\*\* Jul. 4, 2006**

(54) **SHAKER FOR FOOD SEASONINGS**

(75) Inventor: **Marc Zemel**, Melville, NY (US)

(73) Assignee: **Mr. Bar-B-Q-, Inc.**, Old Bethpage, NY (US)

(\*\*) Term: **14 Years**

(21) Appl. No.: **29/229,978**

(22) Filed: **May 16, 2005**

(51) **LOC (8) Cl.** ..... **07-06**

(52) **U.S. Cl.** ..... **D7/597**

(58) **Field of Classification Search** ..... D7/590-599,  
D7/679, 401.1; 222/142.1-142.9, 480; 241/168,  
241/169, 169.1; D9/509-514, 549, 559  
See application file for complete search history.

(56) **References Cited**

**U.S. PATENT DOCUMENTS**

1,184,549 A \* 5/1916 McClung ..... 222/142.6  
D160,876 S \* 11/1950 Mesi ..... D7/596  
2,934,242 A \* 4/1960 Lykes ..... 222/142.4  
3,100,592 A \* 8/1963 Orr ..... D7/597

3,229,867 A \* 1/1966 Torii et al. .... 222/480  
D269,316 S \* 6/1983 Conti ..... D7/591  
5,082,190 A \* 1/1992 Chen ..... 241/169.1  
D362,598 S \* 9/1995 Kibbe ..... D7/678

\* cited by examiner

*Primary Examiner*—Terry A. Wallace

(74) *Attorney, Agent, or Firm*—Seth Natter; Natter & Natter

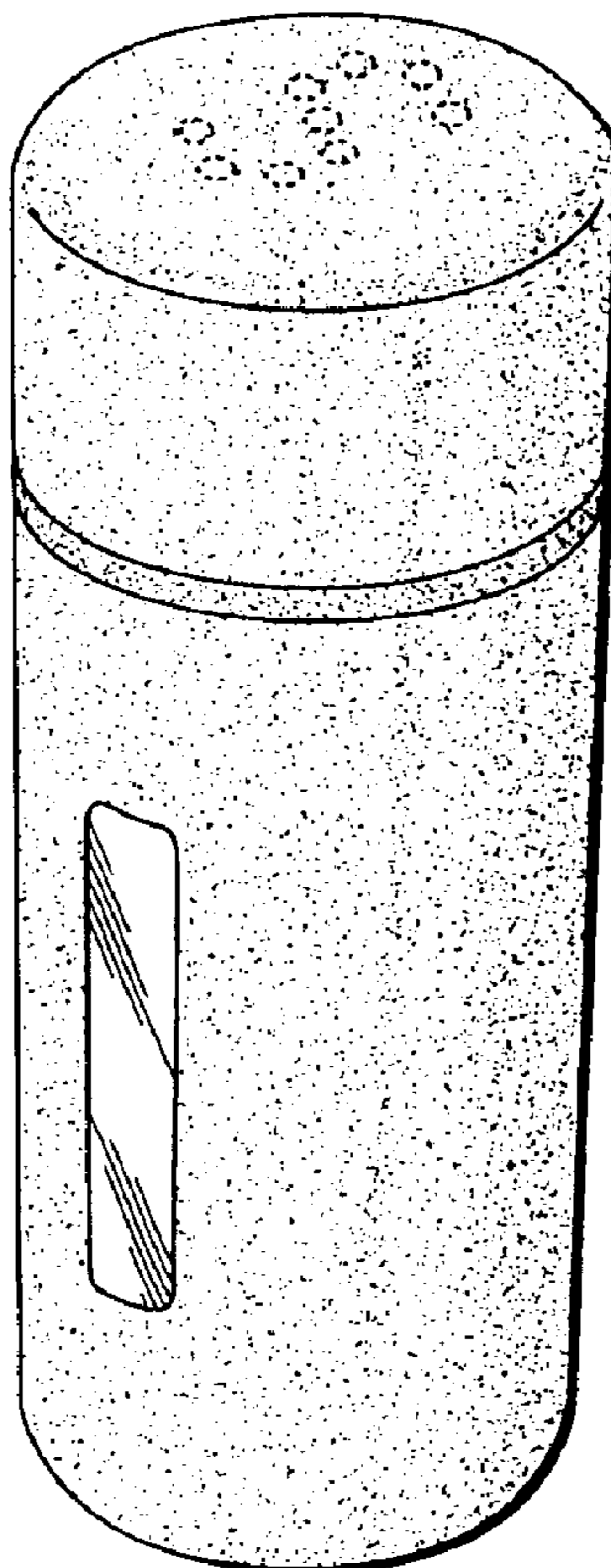
(57) **CLAIM**

The ornamental design for a shaker for food seasonings, as shown and described.

**DESCRIPTION**

FIG. 1 is a perspective view of a shaker for food seasonings showing my new design;  
FIG. 2 is a front elevational view thereof;  
FIG. 3 is a side elevational view thereof; and,  
FIG. 4 is a top plan view thereof.  
The rear view is identical to the front view illustrated in FIG. 2 the side not illustrated is identical to the side illustrated in FIG. 3, the bottom is plain and unornamented and the broken line showings form no part of the claimed design.

**1 Claim, 2 Drawing Sheets**



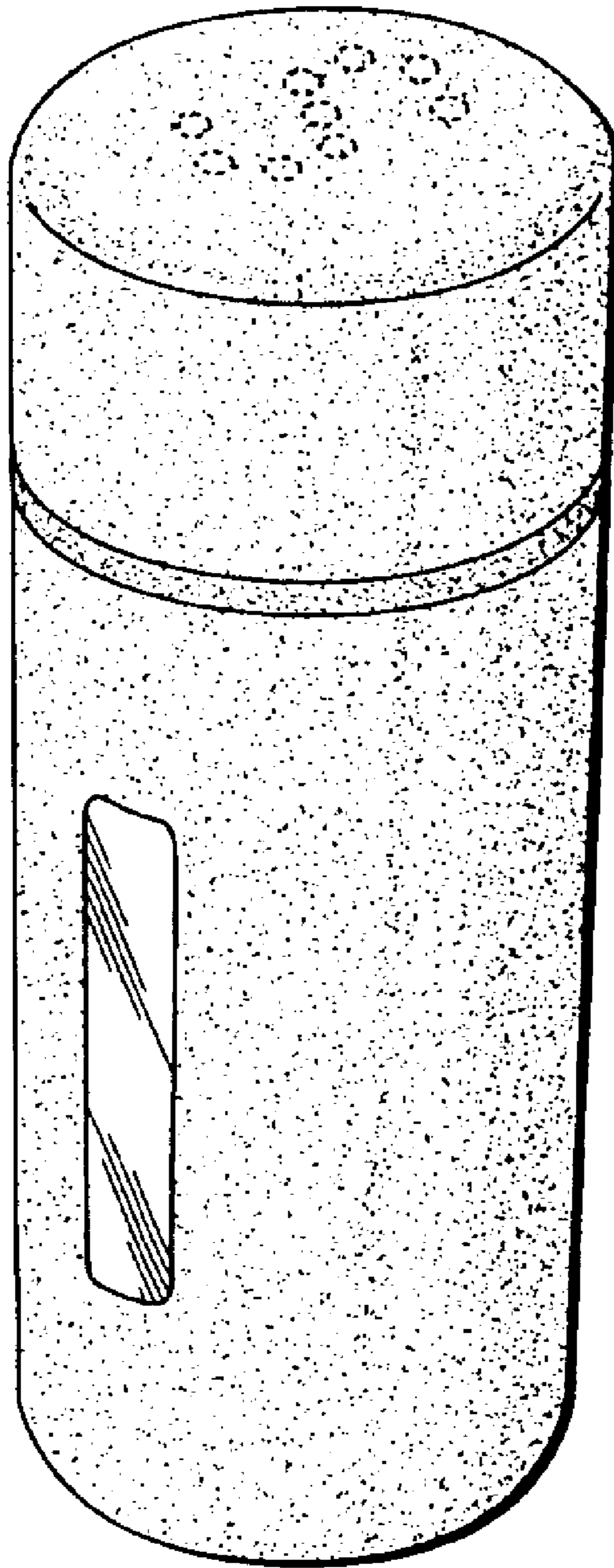


Fig. 1

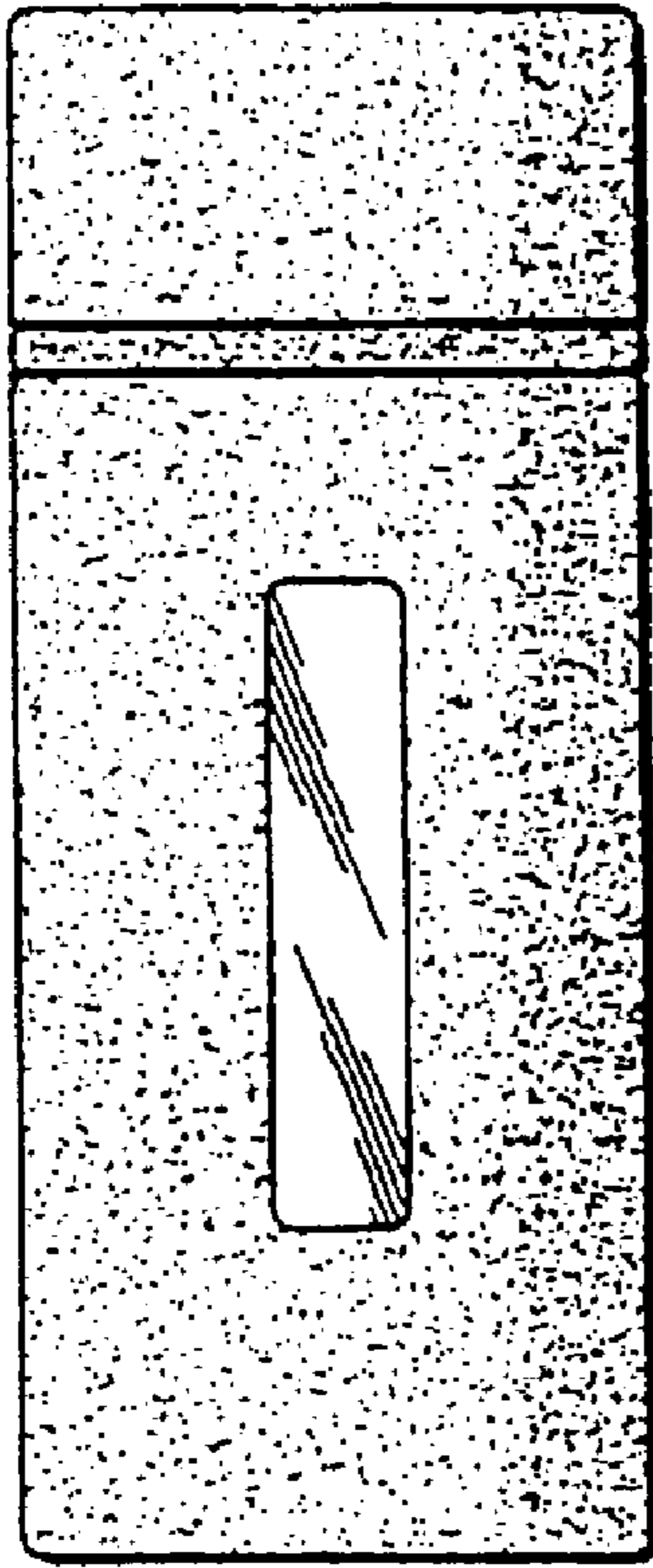


Fig. 2

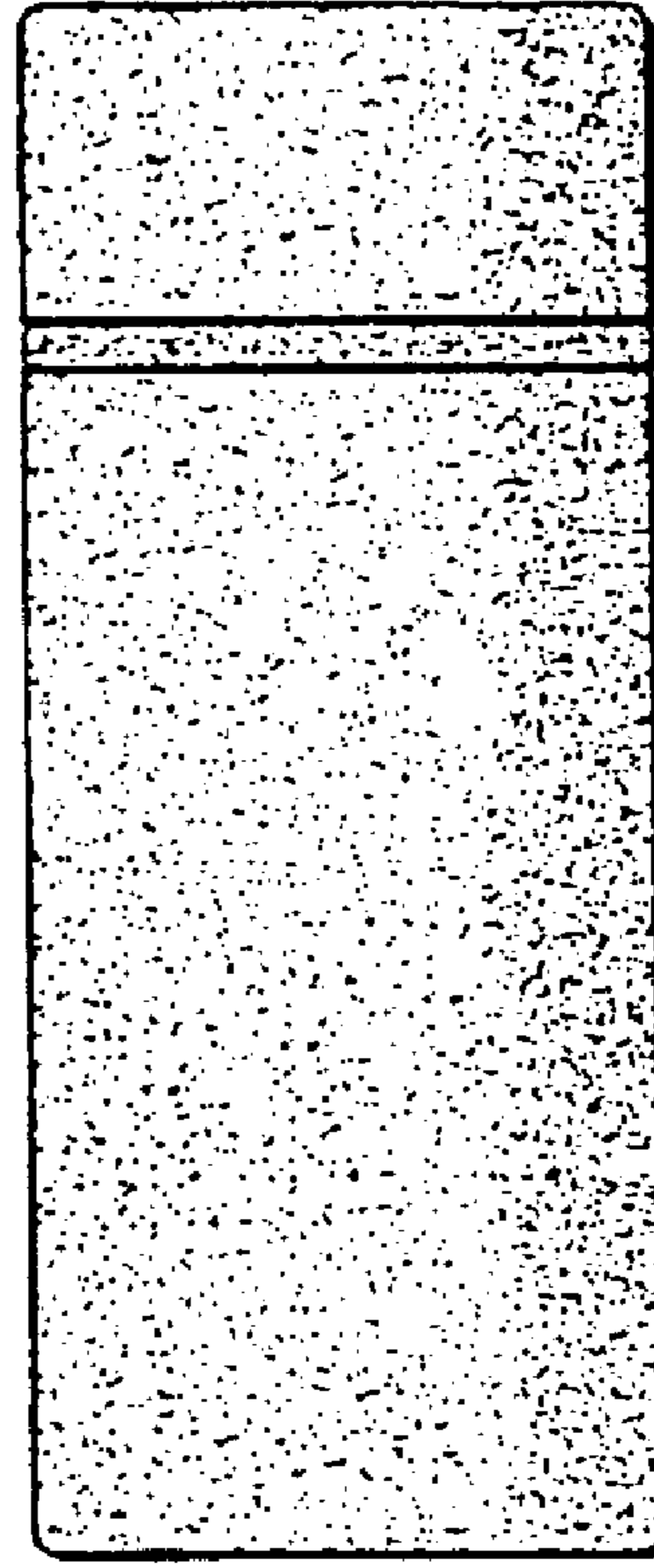


Fig. 3

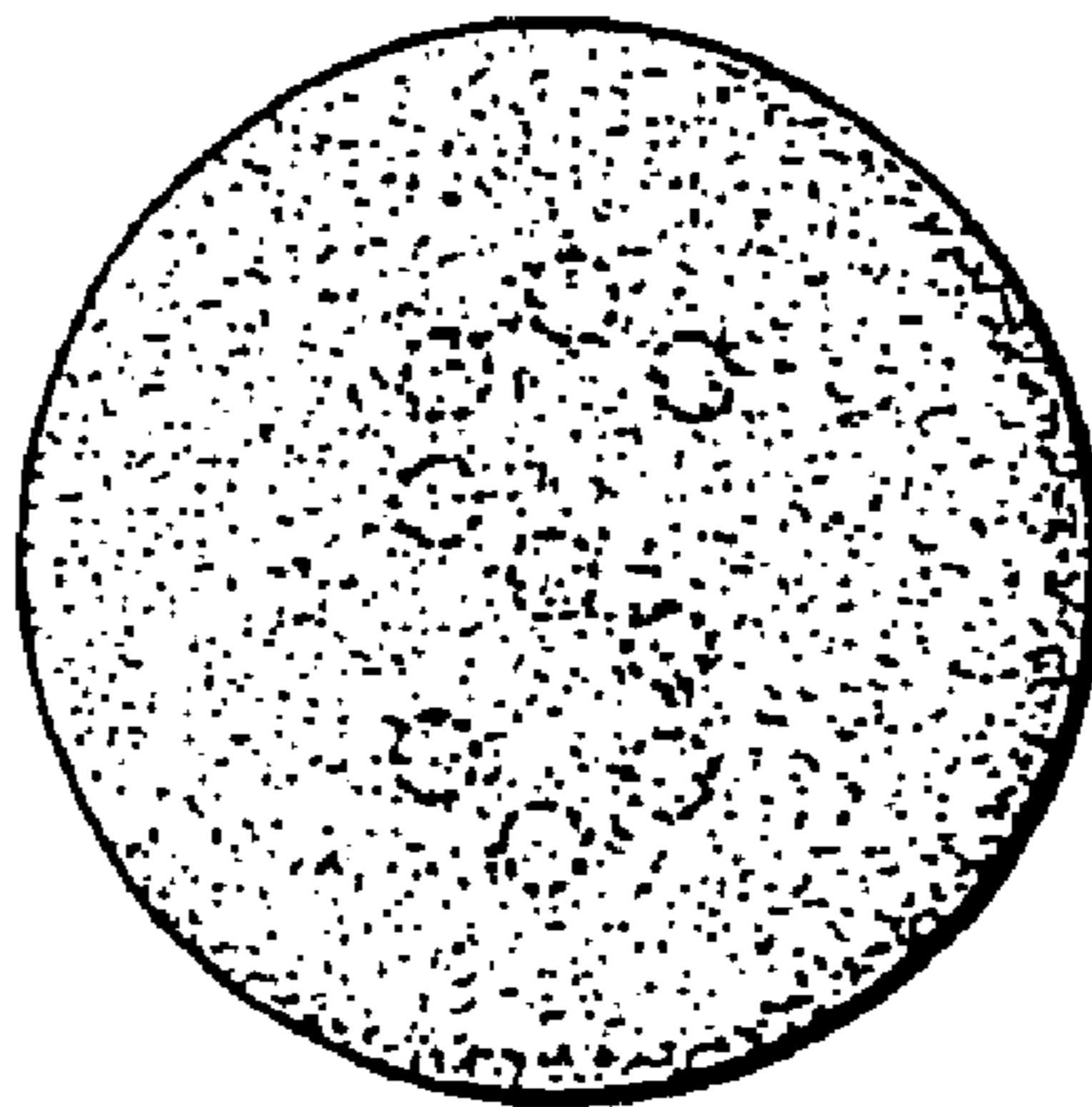


Fig. 4