



US00D524099S

(12) **United States Design Patent**
Czebiniak

(10) **Patent No.:** **US D524,099 S**

(45) **Date of Patent:** **** Jul. 4, 2006**

(54) **RIM FOR COOKWARE**

(75) Inventor: **Eugene J. Czebiniak**, Binghamton, NY
(US)

(73) Assignee: **WKI Holdings Company, Inc.**,
Rosemont, IL (US)

(**) Term: **14 Years**

(21) Appl. No.: **29/218,367**

(22) Filed: **Nov. 30, 2004**

(51) **LOC (8) Cl.** **07-99**

(52) **U.S. Cl.** **D7/396.1; D7/396.5; D7/565;**
D7/588

(58) **Field of Classification Search** **D7/538,**
D7/542, 543, 545, 548, 547, 540, 560, 354,
D7/587, 602, 566, 570, 584, 586, 555, 553.6,
D7/396.1, 396, 565, 588; 220/23.8, 534,
220/574, 575, 23.4; 99/534, 339; 62/457.6;
126/385.1, 369

See application file for complete search history.

(56) **References Cited**

U.S. PATENT DOCUMENTS

70,682 A	11/1867	Babbitt	
D23,900 S	* 12/1894	Havilland D7/570
D30,174 S	* 2/1899	Otto D7/548
D36,505 S	* 8/1903	Havilland D7/570
883,296 A	3/1908	Cook	
D47,998 S	10/1915	Hamilton	
D50,547 S	4/1917	Ball	
D65,055 S	7/1924	Cross	
1,669,127 A	5/1928	Houston	
D77,931 S	3/1929	Allen	
D82,012 S	9/1930	Allen	
2,032,835 A	3/1936	Collins	
D101,242 S	9/1936	Poglein	
D103,166 S	2/1937	Swainson	

(Continued)

Primary Examiner—M. N. Pandozzi

(74) Attorney, Agent, or Firm—Wallenstein Wagner &
Rockey, Ltd.

(57) **CLAIM**

I claim the ornamental design for a rim for cookware, as shown and described.

DESCRIPTION

FIG. 1 is a perspective view of a rim for cookware according to the new design;

FIG. 2 is a side elevation view of one side of the rim for cookware shown in FIG. 1, the other side being identical thereto;

FIG. 3 is a front view of the rim for cookware shown in FIG. 1, the rear view being identical thereto;

FIG. 4 is a top view of the rim for cookware shown in FIG. 1;

FIG. 5 is a bottom view of the rim for cookware shown in FIG. 1;

FIG. 6 is a perspective view of a rim for cookware showing a second embodiment of my new design;

FIG. 7 is a side elevation view of one side of the rim for cookware shown in FIG. 6, the other side being identical thereto;

FIG. 8 is a front view of the rim for cookware shown in FIG. 6, the rear view being identical thereto;

FIG. 9 is a top view of the rim for cookware shown in FIG. 6;

FIG. 10 is a bottom view of the rim for cookware shown in FIG. 6;

FIG. 11 is a perspective view of a rim for cookware showing a third embodiment of my new design;

FIG. 12 is a side elevation view of one side of the rim for cookware shown in FIG. 11, the other side being identical thereto;

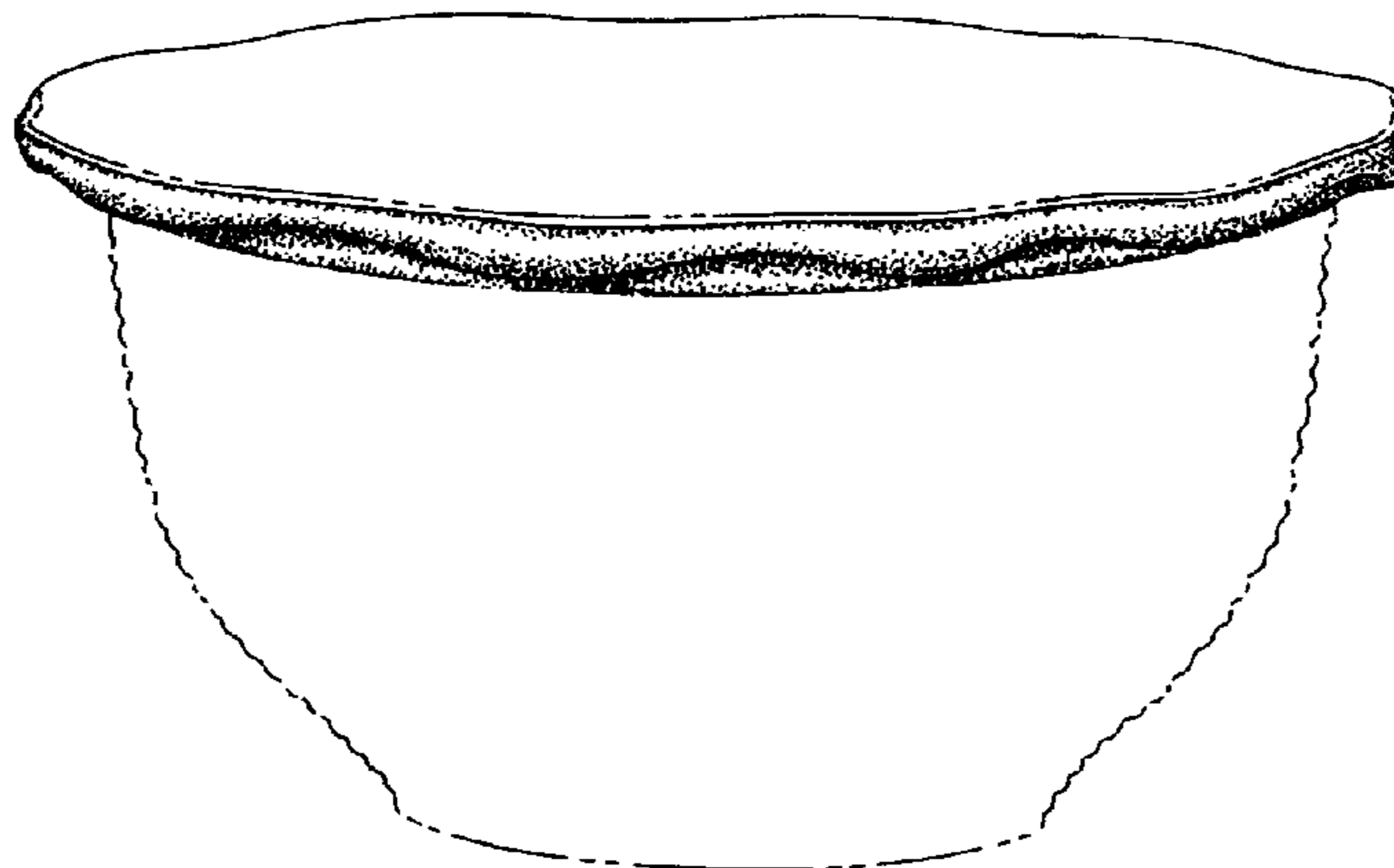
FIG. 13 is a front view of the rim for cookware shown in FIG. 11, the rear view being identical thereto;

FIG. 14 is a top view of the rim for cookware shown in FIG. 11; and,

FIG. 15 is a bottom view of the rim for cookware shown in FIG. 11.

The broken lines in the drawings are for illustrative purposes only and form no part of the claimed design.

1 Claim, 8 Drawing Sheets



US D524,099 S

Page 2

U.S. PATENT DOCUMENTS

D109,901 S	*	5/1938	Sakier	D7/565			
D111,137 S		9/1938	Farber				
D114,173 S	*	4/1939	Cruveilher	D7/570			
D118,557 S		1/1940	Guild				
D123,504 S		11/1940	Kollman				
D126,356 S		4/1941	Brown				
D126,554 S		4/1941	Fletcher				
D134,334 S		11/1942	Kapner et al.				
2,336,699 A		12/1943	Neth et al.				
D155,763 S	*	10/1949	Yuzey	D7/570			
D162,960 S		4/1951	Johnston				
D164,890 S		10/1951	Zeisel				
D165,960 S		2/1952	Bliss				
D166,065 S		3/1952	Bliss				
D187,995 S		5/1960	Loewy				
D197,476 S		2/1964	DePuy				
D203,078 S		11/1965	Reifers				
D204,150 S		3/1966	Curtis				
D213,841 S	*	4/1969	Benes	D7/562			
D214,185 S		5/1969	Stageberg				
D214,460 S		6/1969	Stageberg				
D216,477 S		1/1970	Ketcham				
3,516,573 A		6/1970	Mizuk				
3,737,068 A		6/1973	Bird				
D232,293 S		8/1974	Christian et al.				
D233,202 S		10/1974	Chernak				
D236,574 S		9/1975	Rothstein				
D246,750 S	*	12/1977	Harshman et al.	D7/558			
D253,574 S		12/1979	Anderson				
D267,221 S		12/1982	Williams				
D268,557 S		4/1983	Jensen				
D270,323 S		8/1983	Powers				
D271,839 S		12/1983	Powers				
D271,840 S		12/1983	Powers				
D275,547 S		9/1984	Asti et al.				
D276,870 S		12/1984	Gulotta				
D280,175 S		8/1985	Bassett				
D280,589 S		9/1985	Bassett				
D280,969 S		10/1985	Schrage				
D281,480 S		11/1985	McClelland				
D282,044 S		1/1986	McClelland				
D282,135 S		1/1986	McClelland				
D285,514 S		9/1986	Ritman				
D287,559 S		1/1987	Daenen et al.				
D288,649 S		3/1987	Daenen et al.				
D291,041 S		7/1987	Grange				
D291,398 S		8/1987	Schmidt				
D293,995 S		2/1988	Shin				
D295,819 S		5/1988	Mercadante				
D298,295 S		11/1988	Finsilver et al.				
D307,395 S		4/1990	Borst				
D316,210 S		4/1991	Giugiaro				
D321,809 S		11/1991	Zobrist				
D326,797 S		6/1992	Pomroy et al.				
D328,836 S		8/1992	Unger				
D350,669 S		9/1994	Conti				
D367,398 S		2/1996	Thomas				
D373,509 S		9/1996	Bormioli				
D400,393 S		11/1998	Ranzoni				
D407,949 S		4/1999	Henry				
D409,447 S		5/1999	Henry				
D415,391 S		10/1999	Henry				
D429,446 S		8/2000	Toussant et al.				
D432,417 S		10/2000	McCann				
D445,303 S		7/2001	Littlejohn et al.				
D445,304 S		7/2001	Littlejohn et al.				
D445,632 S		7/2001	Bradley				
D450,221 S		11/2001	Littlejohn et al.				
D452,118 S		12/2001	Benson				
D457,777 S	*	5/2002	Bradley	D7/354			
D459,635 S		7/2002	Henry				
D464,233 S		10/2002	Pai				
D466,762 S		12/2002	Cote et al.				
D467,126 S		12/2002	Bradley				
D468,965 S		1/2003	Fino et al.				
D470,005 S		2/2003	Cooper et al.				
D470,714 S		2/2003	Kloppsteck				
D470,715 S		2/2003	Kloppsteck				
D473,418 S	*	4/2003	Burton et al.	D7/354			
D475,579 S		6/2003	Jørgensen				
D477,970 S		8/2003	Thonis				
D483,618 S		12/2003	Watson				
D484,745 S		1/2004	Watson				
D486,994 S		2/2004	Smith et al.				
D487,214 S		3/2004	Rutter et al.				
D490,656 S		6/2004	Levien				
D491,320 S		6/2004	Cole et al.				
D491,696 S		6/2004	Cole et al.				
D494,419 S	*	8/2004	Armer	D7/560			
D494,816 S		8/2004	Wiedmeyer et al.				
D494,817 S		8/2004	Rutter et al.				
D496,825 S		10/2004	Wiedmeyer et al.				

* cited by examiner

FIG. 1

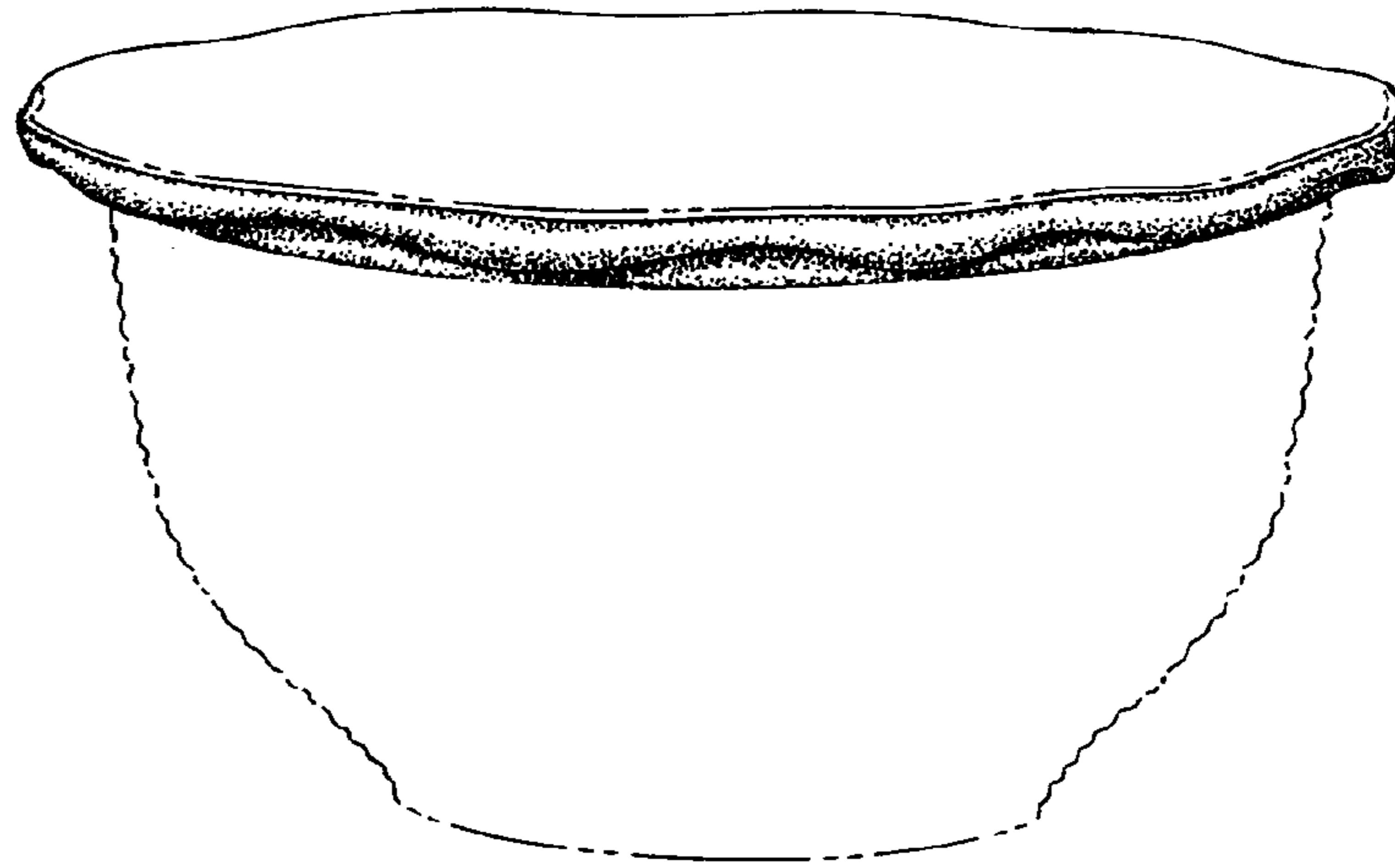


FIG. 2

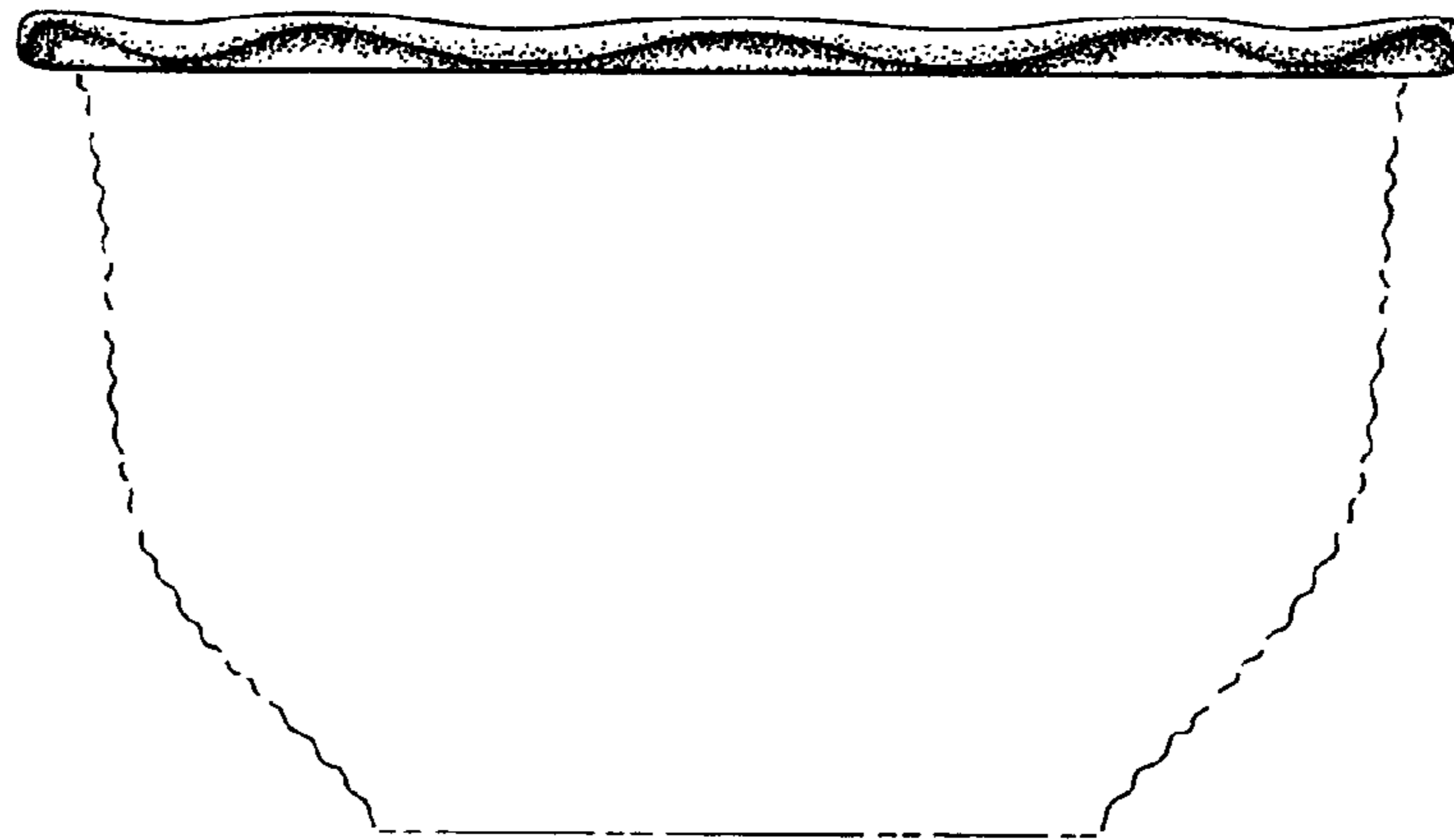


FIG. 3




FIG. 4

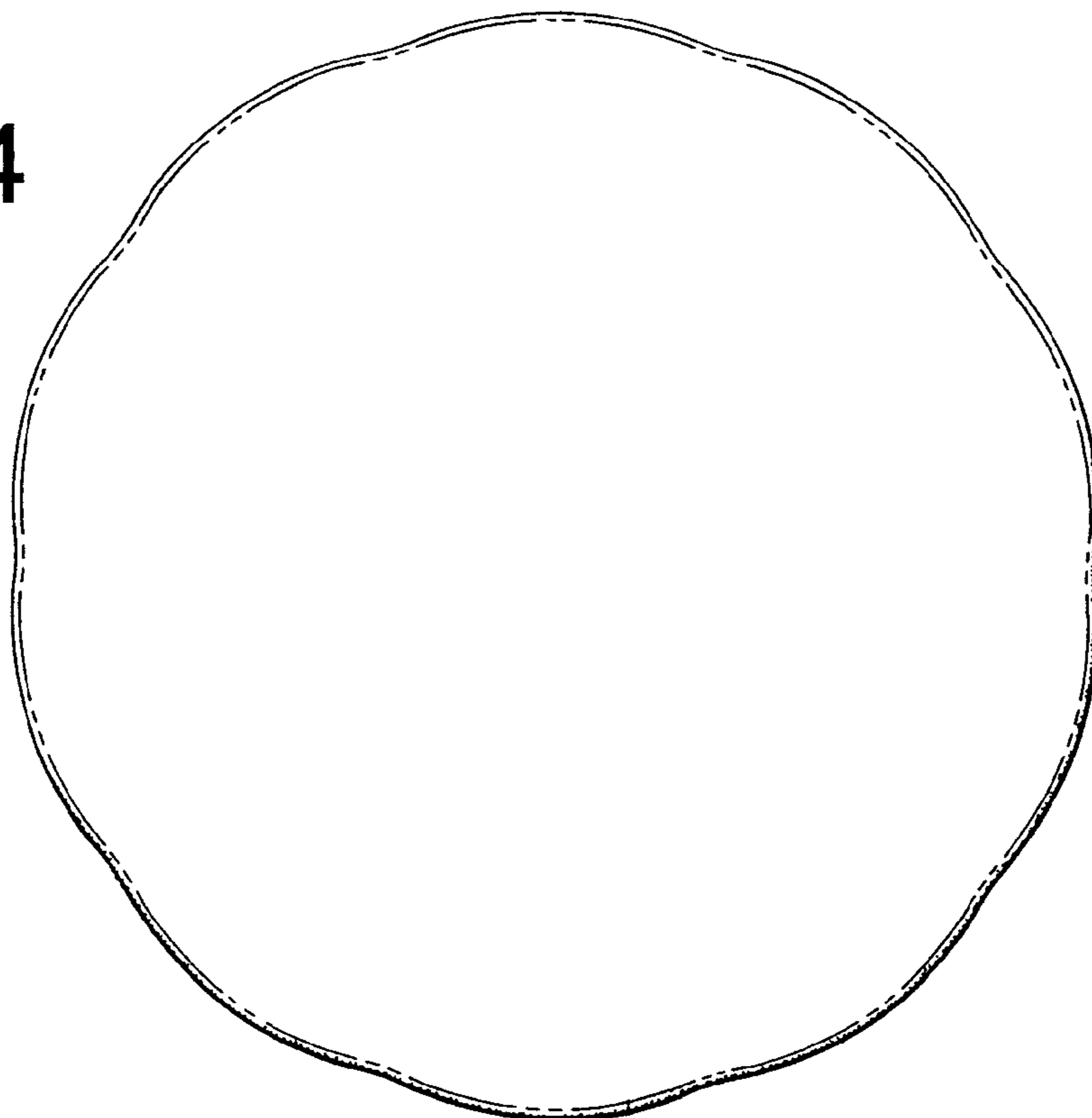


FIG. 5

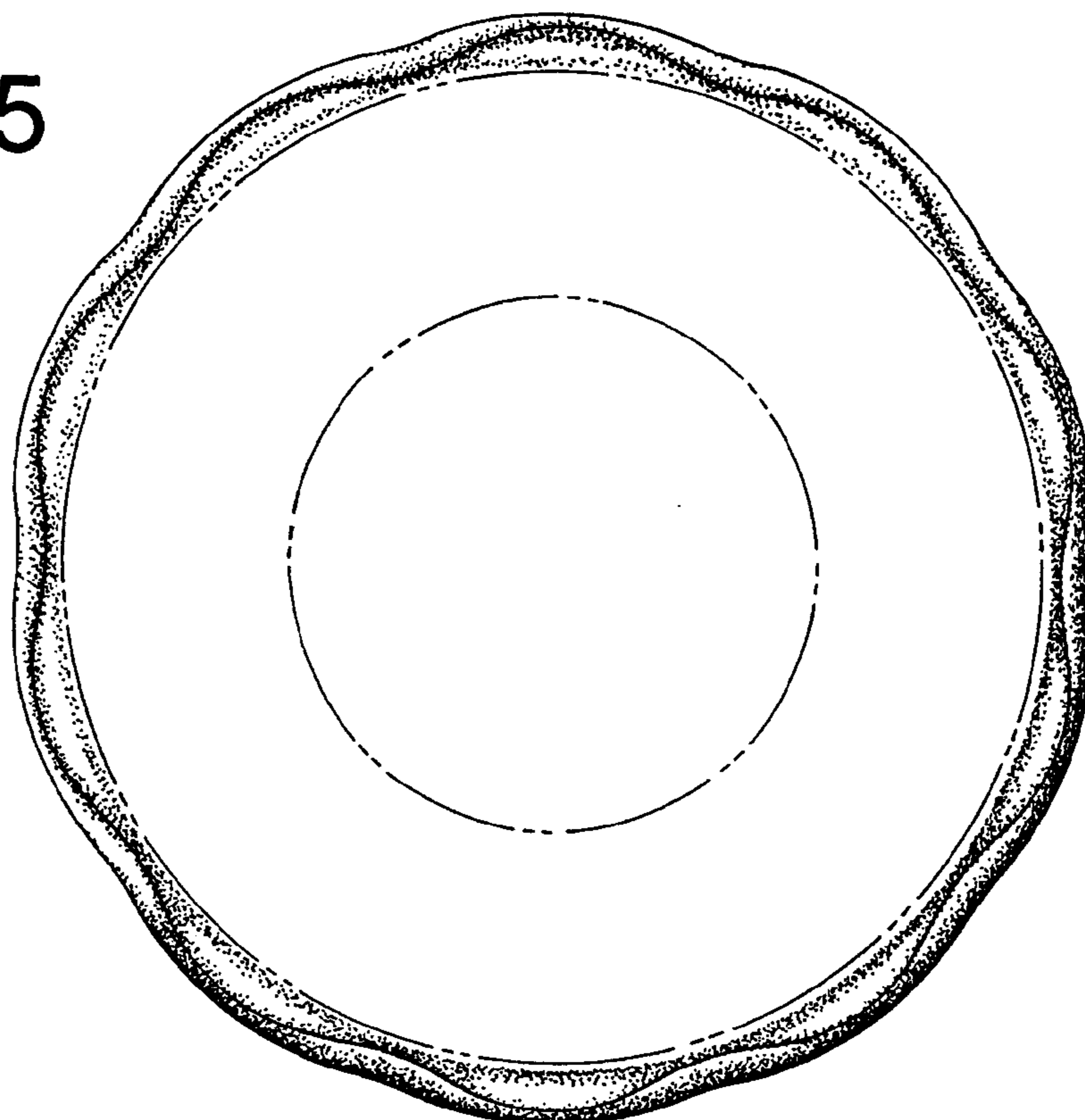


FIG. 6

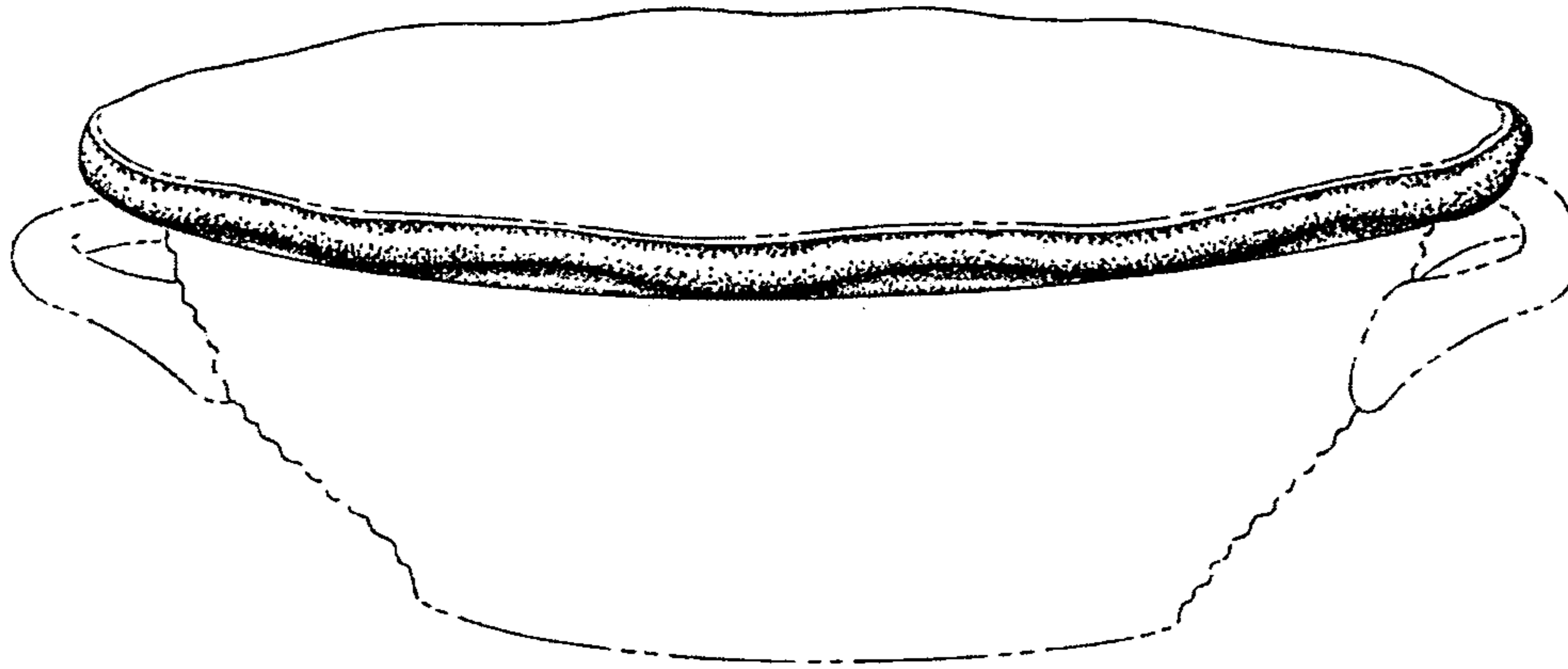


FIG. 7

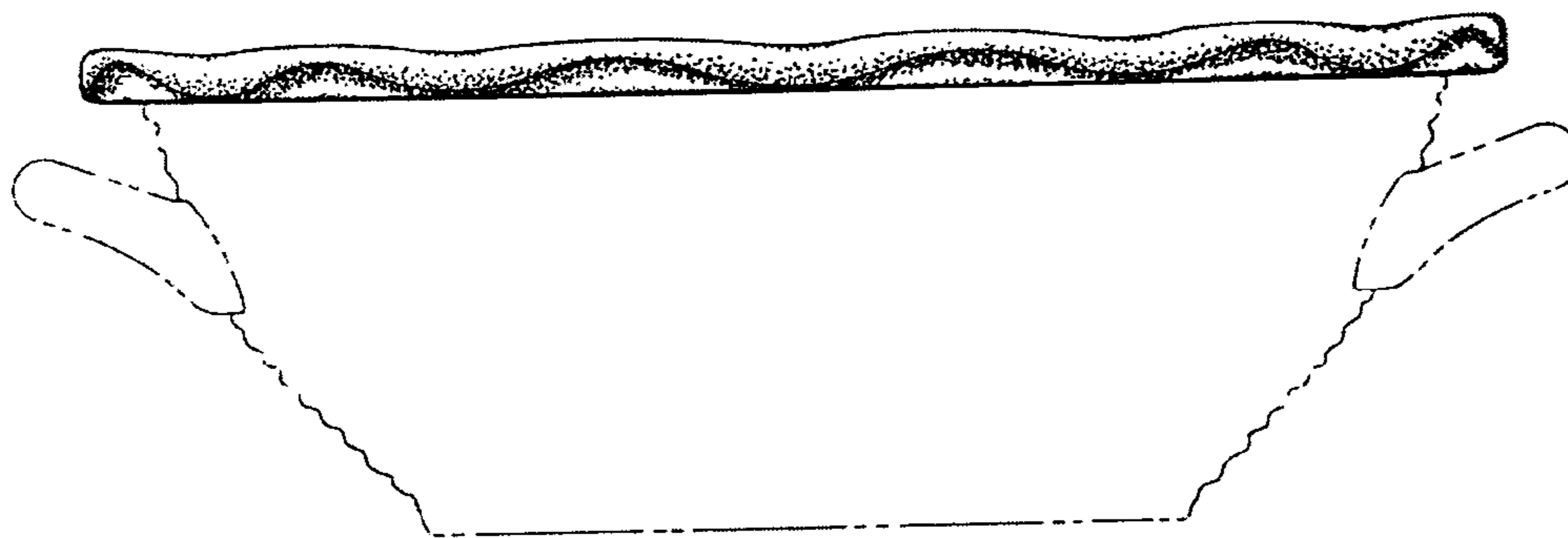


FIG. 8

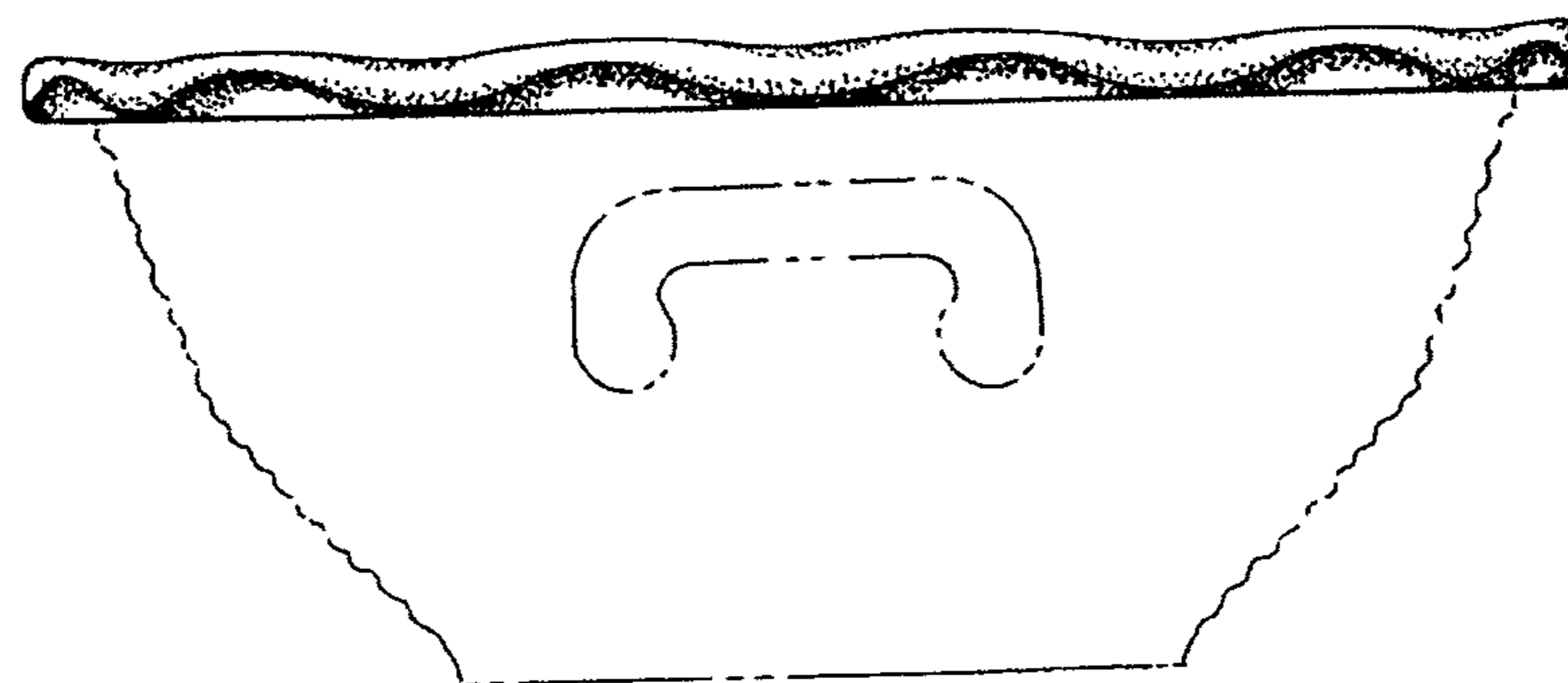


FIG. 9

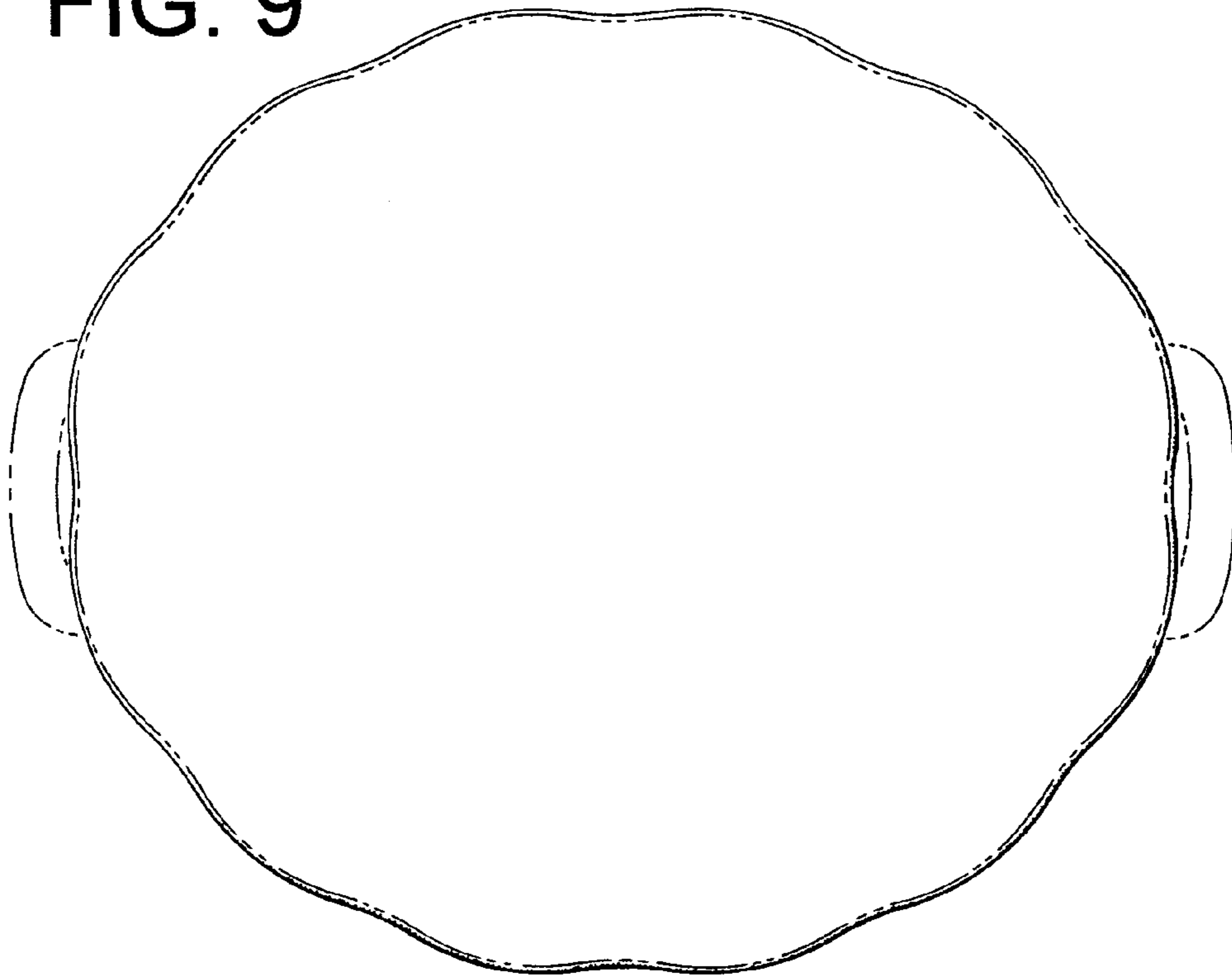


FIG. 10

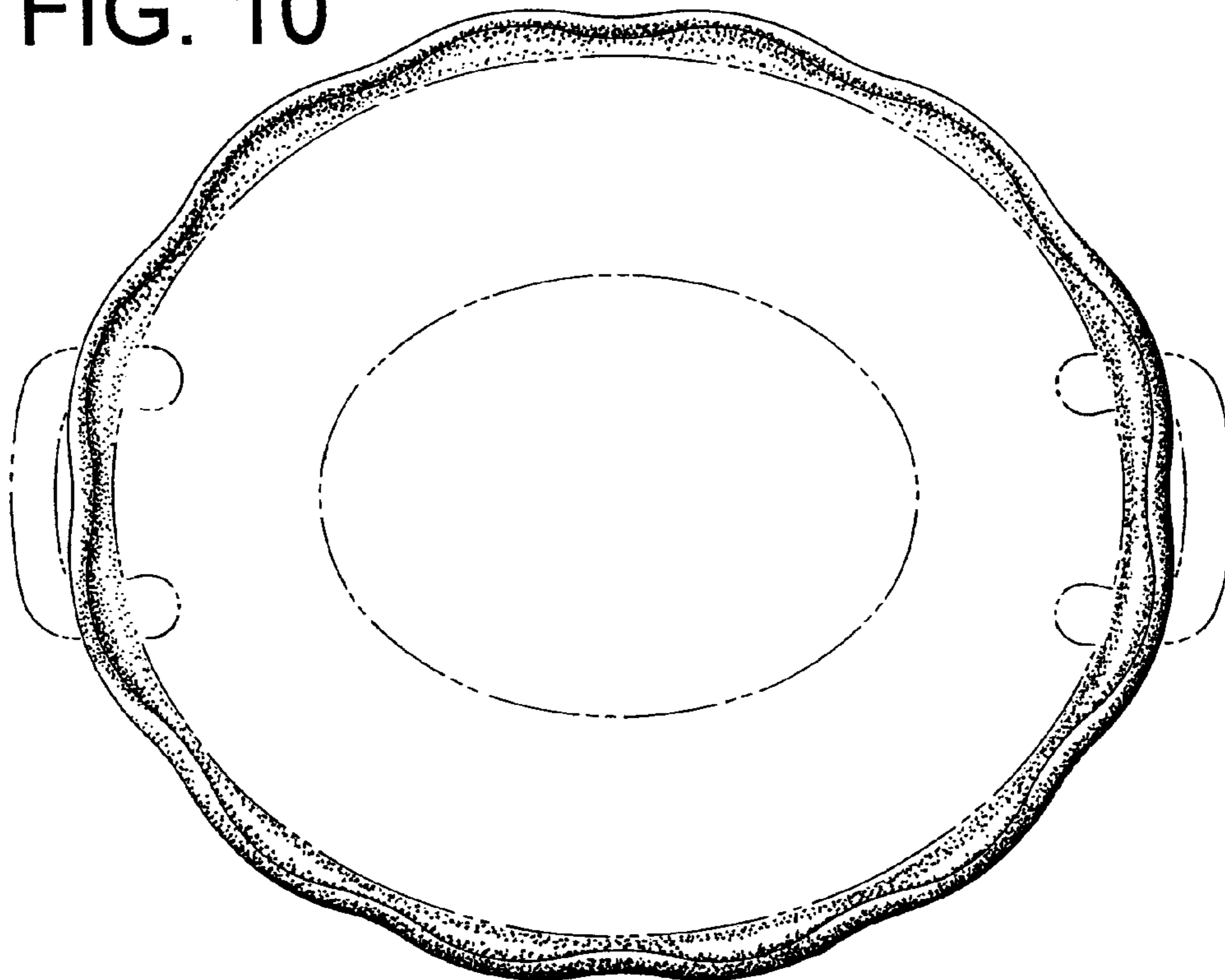


FIG. 11

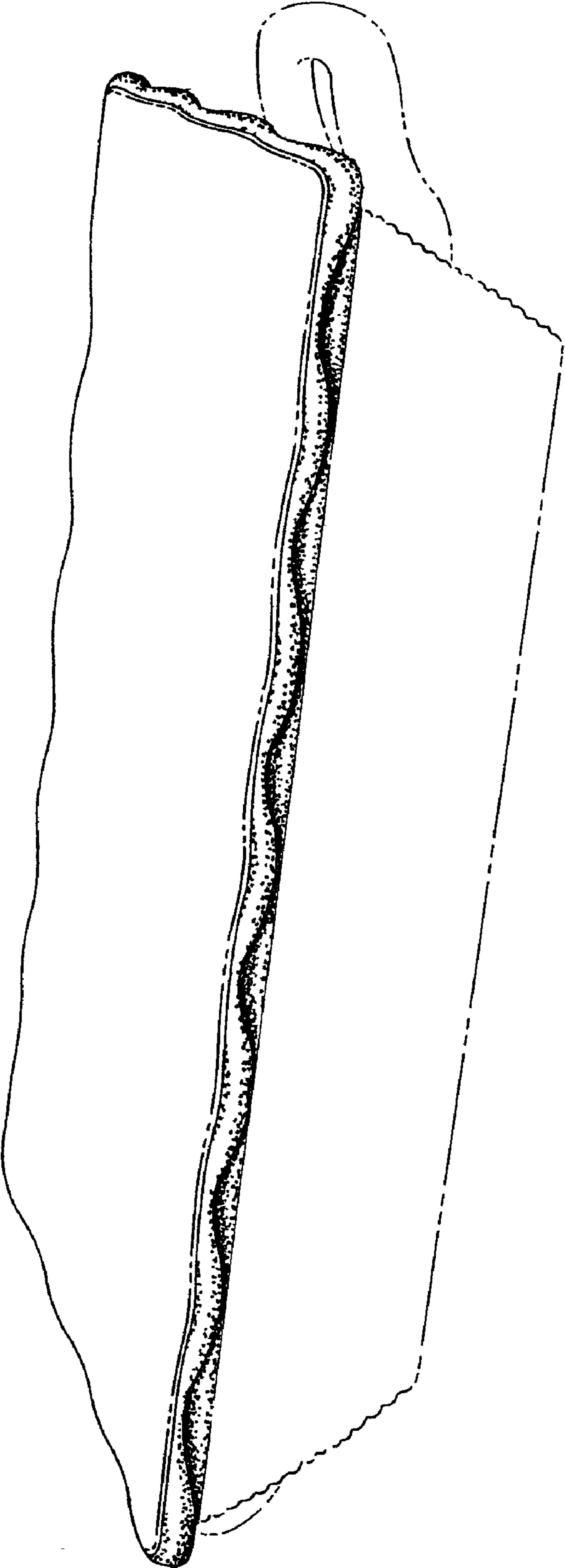


FIG. 12




FIG. 13

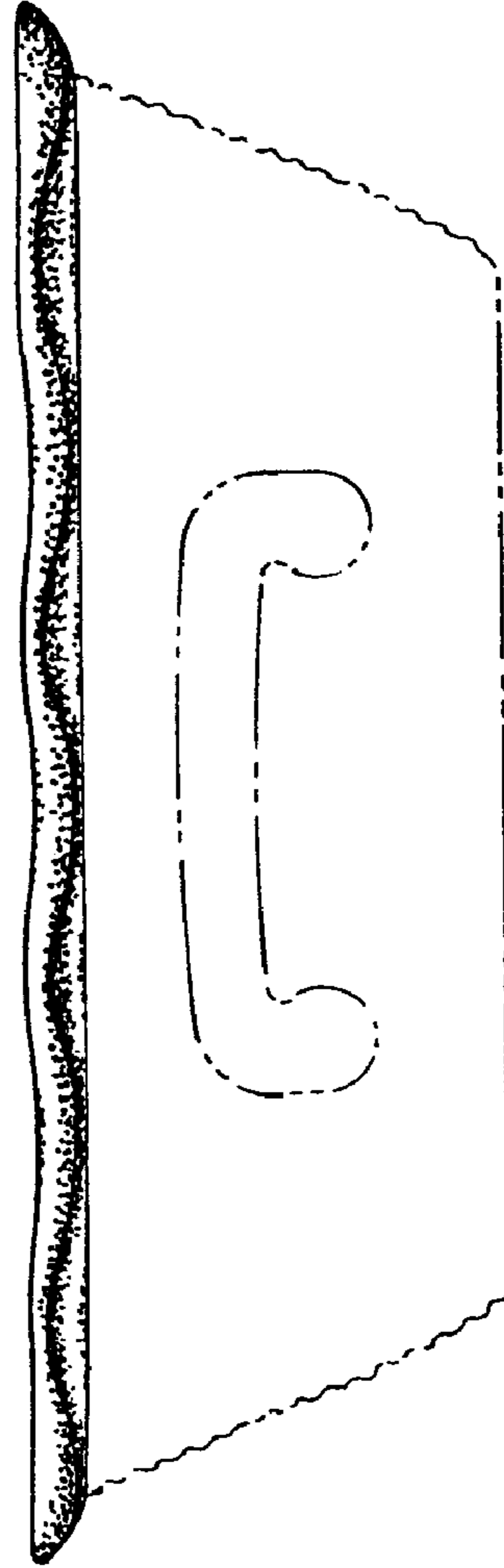


FIG. 14




FIG. 15

