



US00D524095S

(12) **United States Design Patent**
Pino et al.

(10) **Patent No.:** **US D524,095 S**
(45) **Date of Patent:** **** Jul. 4, 2006**

(54) **BUILT-IN COMBO OVEN**

D424,862 S * 5/2000 Holbrook D7/349
D462,867 S * 9/2002 Resuello et al. D7/349

(75) Inventors: **Giovanni Pino**, St. Joseph, MI (US);
Allen D. Wong, Benton Harbor, MI
(US); **Eric C. Irwin**, St. Joseph, MI
(US); **Peter D. Wendel**, St. Joseph, MI
(US); **Ryan L. Wilday**, St. Joseph, MI
(US)

OTHER PUBLICATIONS

Whirlpool Ranges GR556LRK, p. 1, dated Mar. 9, 2005,
www.whirlpool.com/catalog/product.

* cited by examiner

(73) Assignee: **Whirlpool Corporation**, Benton
Harbor, MI (US)

Primary Examiner—Catherine R. Oliver
(74) *Attorney, Agent, or Firm*—Clifton G. Green; Robert O.
Rice; John F. Colligan

(**) Term: **14 Years**

(57) **CLAIM**

(21) Appl. No.: **29/229,638**

The ornamental design for a built-in combo oven, as shown
and described.

(22) Filed: **May 10, 2005**

(51) **LOC (8) Cl.** **07-02**

(52) **U.S. Cl.** **D7/349**

(58) **Field of Classification Search** D7/349,
D7/339-408; 126/19 R, 198, 273 R, 273 S,
126/200; 219/214, 443.1, 444.1, 448.11,
219/460.1

See application file for complete search history.

DESCRIPTION

FIG. 1 is a front perspective view of the design of the built-in
combo oven;

FIG. 2 is a front elevational view thereof;

FIG. 3 is a right side elevational view of the left side being
a mirror image thereof; and,

FIG. 4 is a top plan view thereof.

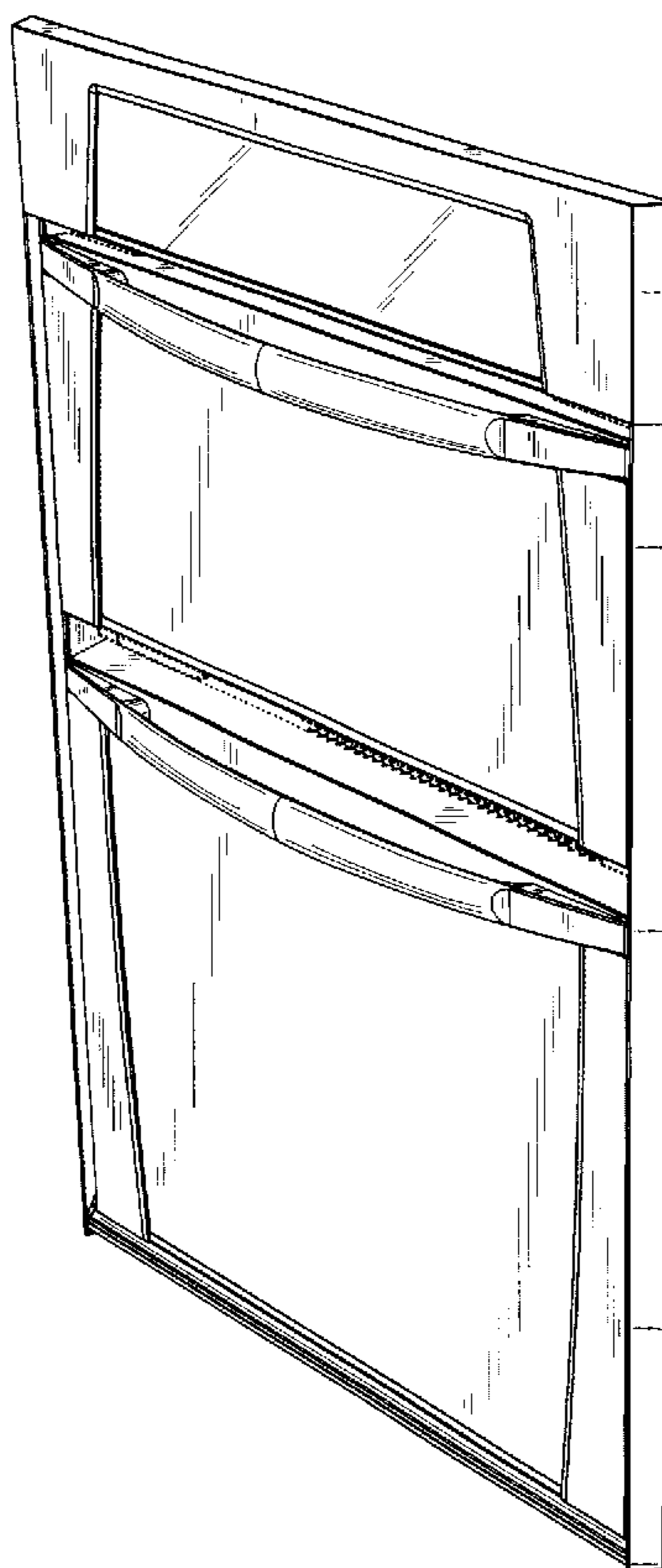
The portion shown in broken lines is for illustrative purposes
only and does not form any part of the invention.

(56) **References Cited**

U.S. PATENT DOCUMENTS

3,924,601 A * 12/1975 Nuss D7/349

1 Claim, 4 Drawing Sheets






Fig. 1

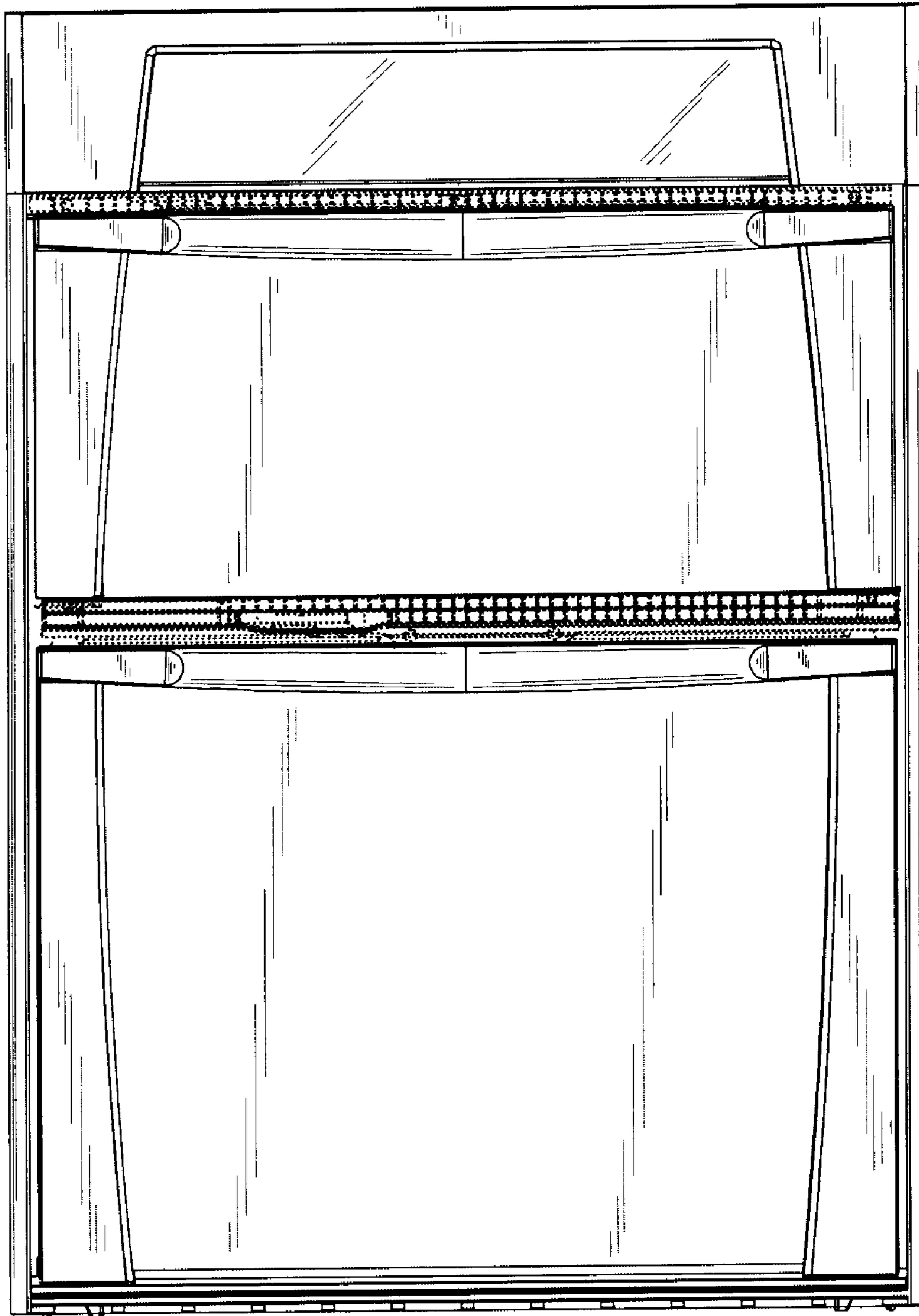


Fig. 2

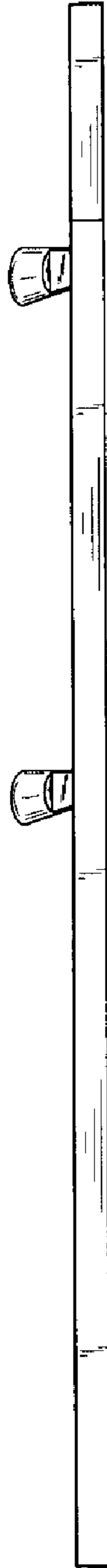


Fig. 3

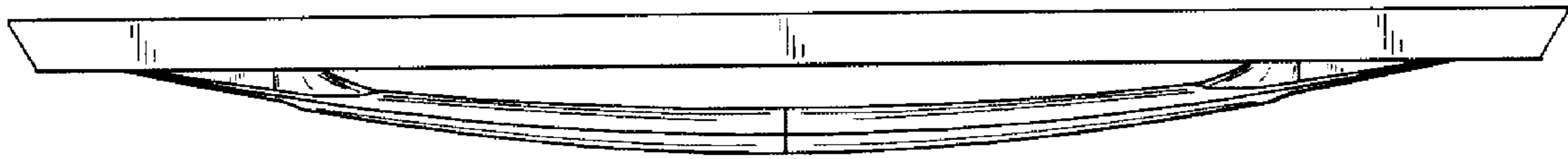


Fig. 4