

US00D524094S

(12) **United States Design Patent**  
**Home**

(10) **Patent No.:** **US D524,094 S**

(45) **Date of Patent:** **\*\* Jul. 4, 2006**

(54) **INDOOR RANGE**

(75) Inventor: **William Home**, Taipei (TW)

(73) Assignee: **Grand Hall Enterprise Co., Ltd.**,  
Taipei (TW)

(\*\*) Term: **14 Years**

(21) Appl. No.: **29/228,916**

(22) Filed: **May 2, 2005**

(51) **LOC (8) Cl.** ..... **07-02**

(52) **U.S. Cl.** ..... **D7/340**

(58) **Field of Classification Search** ..... D7/339-341,  
D7/346-349, 402, 407-408; 126/39 R, 39 E,  
126/39 B, 211, 214 R, 39 C; 219/391-392,  
219/395

See application file for complete search history.

(56) **References Cited**

**U.S. PATENT DOCUMENTS**

5,301,653 A \* 4/1994 Gerdes et al. .... 126/39 E

D486,349 S \* 2/2004 Nichols ..... D7/340  
D505,825 S \* 6/2005 Vetter ..... D7/340  
D510,227 S \* 10/2005 Baldwin ..... D7/340

\* cited by examiner

*Primary Examiner*—Catherine R. Oliver

(74) *Attorney, Agent, or Firm*—Leong C. Lei


(57) **CLAIM**

The ornamental design for an indoor range, as shown and described.

**DESCRIPTION**

FIG. 1 is a front perspective view of an indoor range showing my new design;  
FIG. 2 is a front elevational view thereof;  
FIG. 3 is a rear elevational view thereof;  
FIG. 4 is a left side elevational view thereof;  
FIG. 5 is a right side elevational view thereof;  
FIG. 6 is a top plan view thereof; and,  
FIG. 7 is a bottom plan view thereof.

**1 Claim, 4 Drawing Sheets**






FIG. 1




FIG. 2

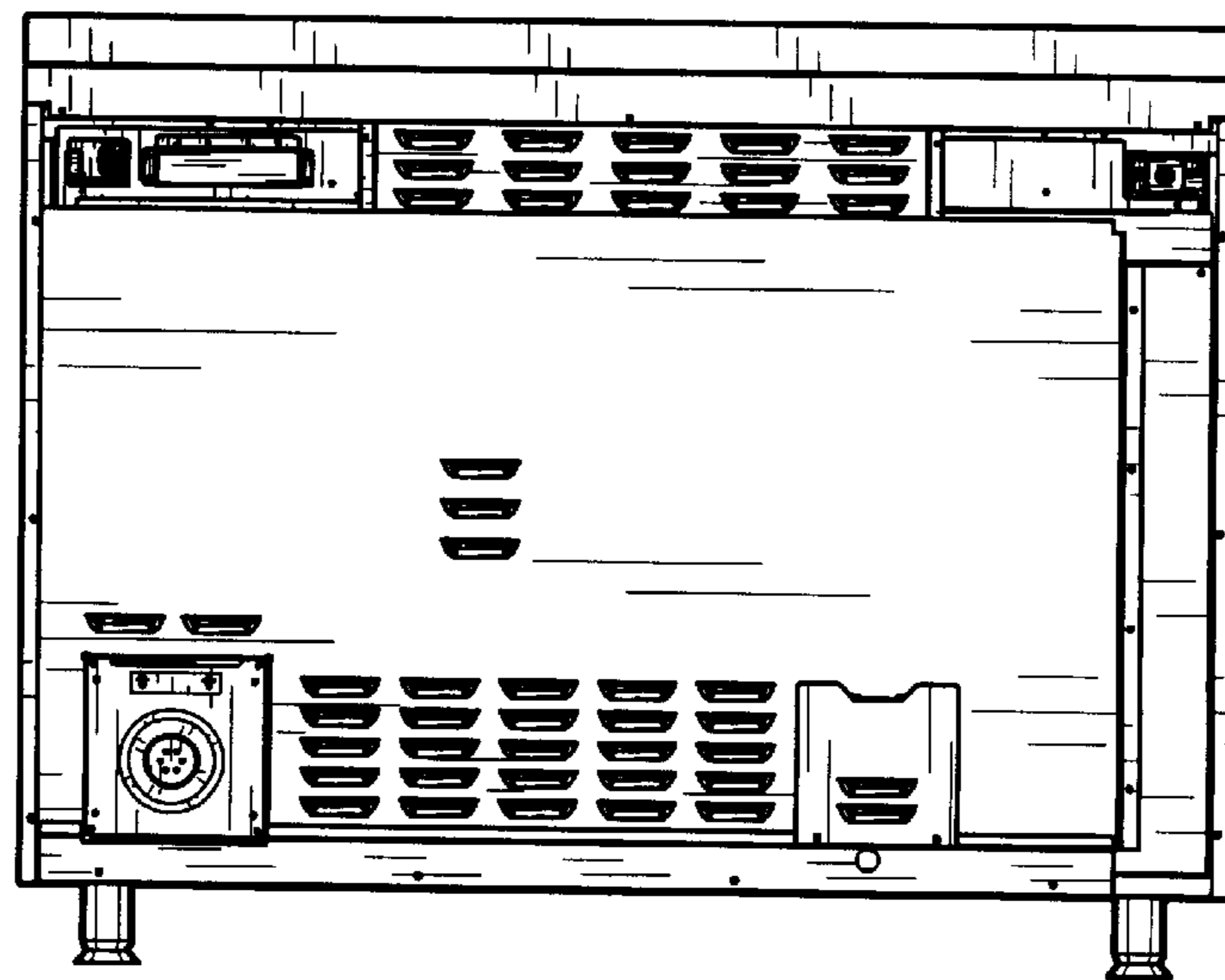


FIG. 3

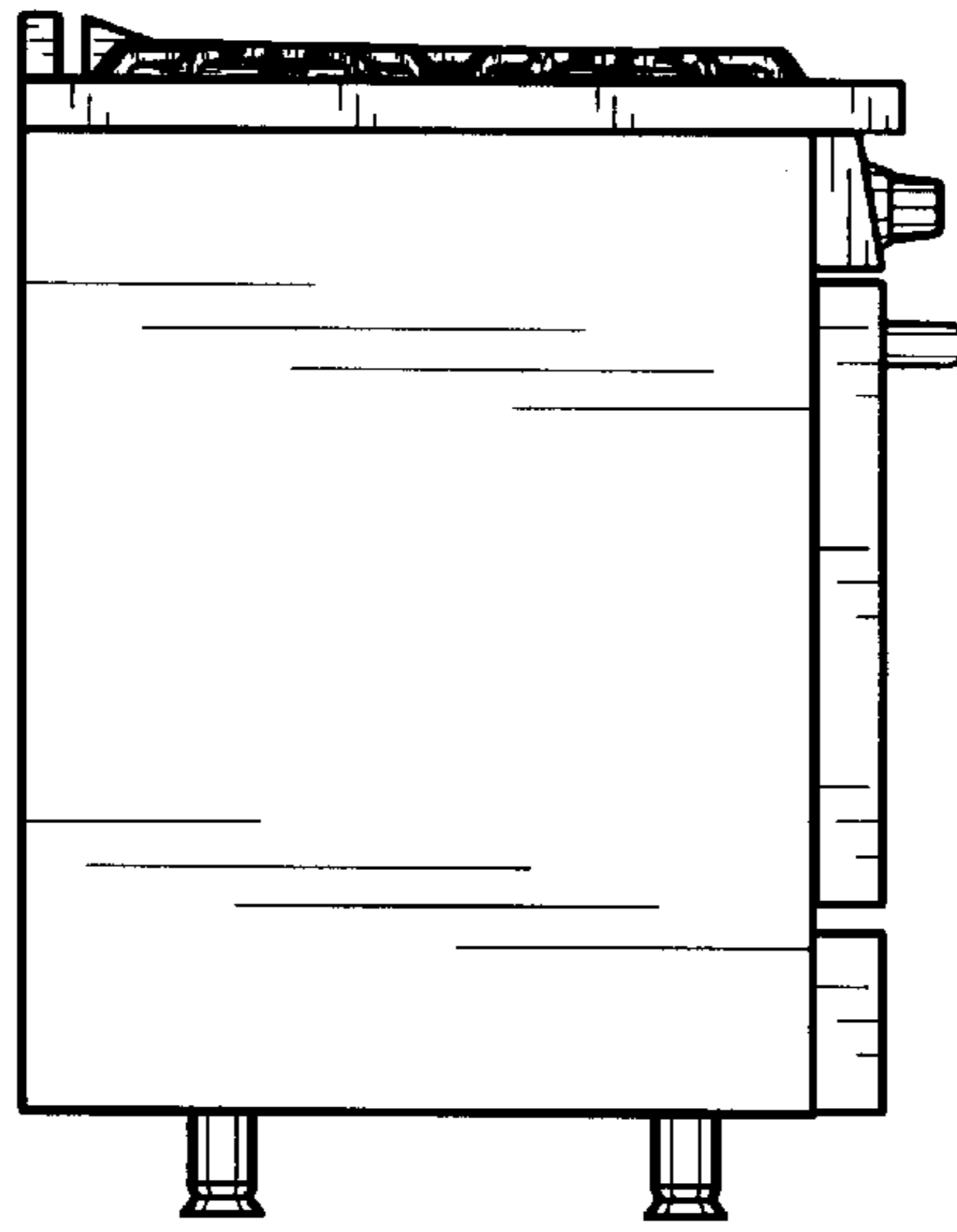


FIG. 4

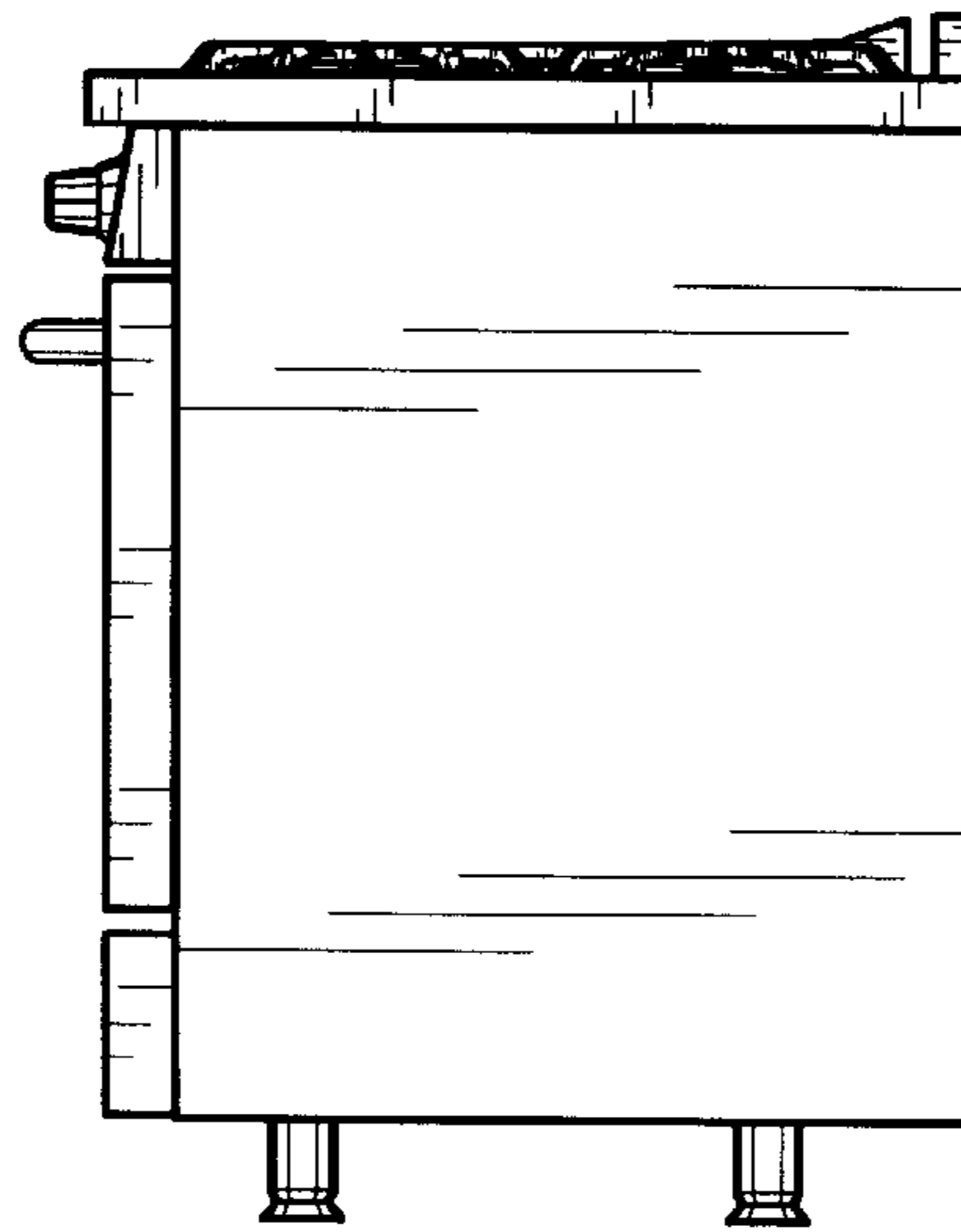


FIG. 5




FIG. 6




FIG. 7