



US00D524088S

(12) **United States Design Patent** (10) **Patent No.:** **US D524,088 S**  
**Boyle et al.** (45) **Date of Patent:** **\*\* Jul. 4, 2006**

(54) **TOASTER AND BASE**

(75) Inventors: **Kenneth Boyle**, Newton, IA (US);  
**Doug Drenten**, Ankeny, IA (US);  
**Robert Brueckner**, Johnston, IA (US);  
**Gary Petersen**, Grinnell, IA (US);  
**Kristi Lafrenz**, Newton, IA (US);  
**Keith Gausmann**, Westerville, OH  
(US); **Jeffrey T. DeBord**, Worthington,  
OH (US); **Michael T. Kopczewski**,  
Grove City, OH (US); **Sally Stark**,  
Westerville, OH (US); **Paul Hsu**,  
Powell, OH (US)

(73) Assignee: **Maytag Corporation**, Newton, IA (US)

(\*\*) Term: **14 Years**

(21) Appl. No.: **29/201,729**

(22) Filed: **Mar. 19, 2004**

(51) **LOC (8) Cl.** ..... **07-02**

(52) **U.S. Cl.** ..... **D7/330**

(58) **Field of Classification Search** ..... D7/323,  
D7/328-330, 390, 385; 99/331, 332, 357,  
99/375, 385; 219/388, 405, 450.1; D21/525  
See application file for complete search history.

(56) **References Cited**

**U.S. PATENT DOCUMENTS**

1,502,894 A	7/1924	Anschutz
1,533,241 A	4/1925	Forshee
1,611,769 A	12/1926	Mottlau
1,666,398 A	4/1928	Pierce
2,061,433 A	11/1936	Murasco
D105,354 S	7/1937	Bersted
D105,713 S	8/1937	Preston

(Continued)

**FOREIGN PATENT DOCUMENTS**

GB	2086457	*	9/1999
GB	2095955	*	9/2000

**OTHER PUBLICATIONS**

GE Toaster Model 168958, GE Perfect Slice Ultra-Wide-Slot Toaster—User Manual and Images, date unknown.  
T-Fal Toaster Model Avante Deluxe—User Manuals and Images, Sep. 10, 2002.

*Primary Examiner*—Caron D. Veynar

*Assistant Examiner*—Ricky Pham

(74) *Attorney, Agent, or Firm*—Brian J. Laurenzo; Jason M. Hunt; Michael C. Gilchrist

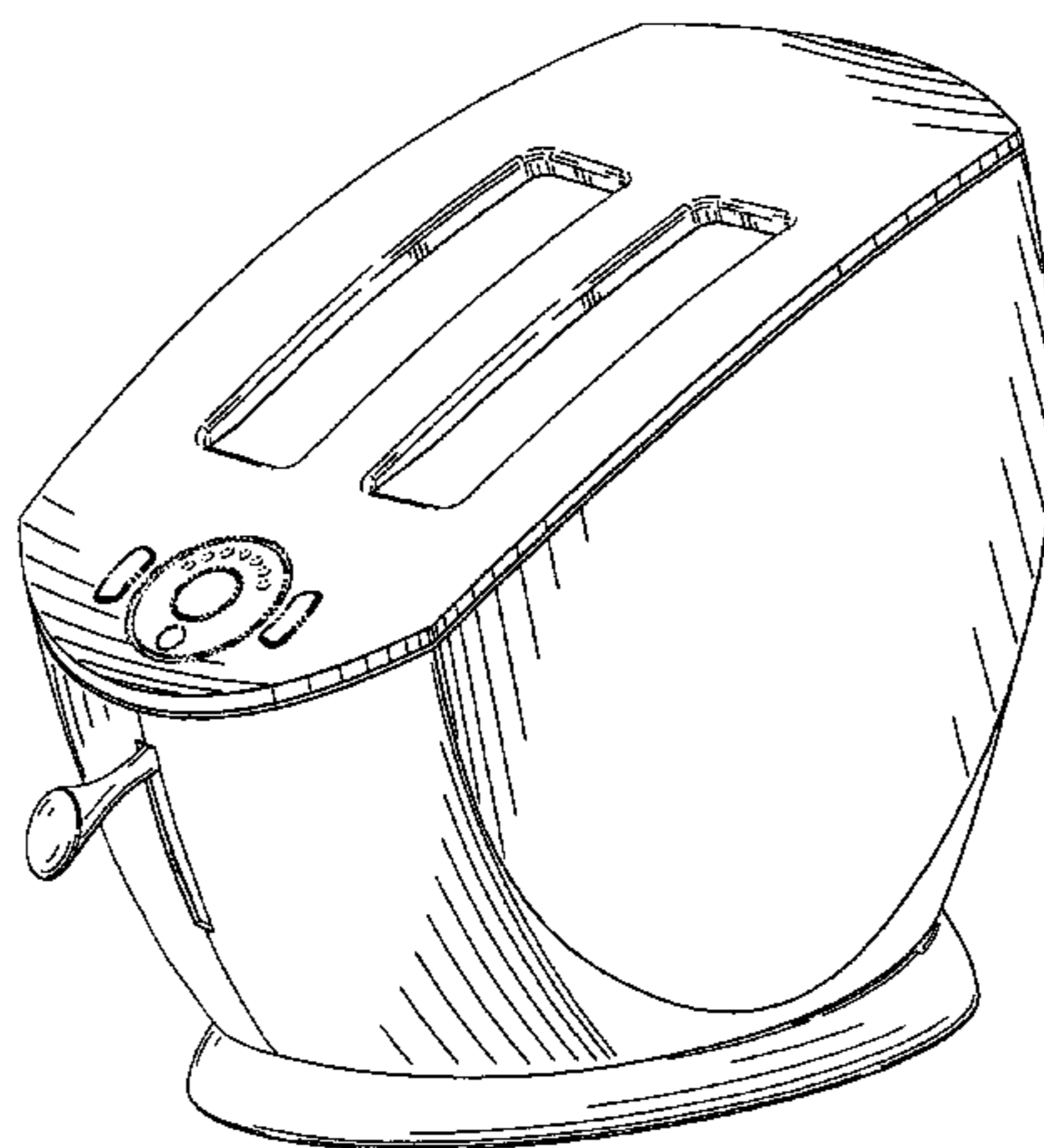
(57) **CLAIM**

The ornamental design for a toaster and base, as shown and described.

**DESCRIPTION**

FIG. 1 is an isometric view of a toaster and base according to the present invention;  
FIG. 2 is a front elevation view of the toaster and base of FIG. 1;  
FIG. 3 is left side elevation view of the toaster and base of FIG. 1;  
FIG. 4 is a rear elevation view of the toaster and base of FIG. 1;  
FIG. 5 is a top plan view of the toaster and base of FIG. 1;  
FIG. 6 is a bottom plan view of the toaster and base of FIG. 1;  
FIG. 7 is an alternative embodiment of a toaster and base according to the present invention;  
FIG. 8 is a front elevation view of the toaster and base of FIG. 7; and,  
FIG. 9 is a top plan view of the toaster and base of FIG. 7. The right side elevation view of the toaster and base of FIG. 1 is identical or a mirror image of the left side elevation view shown in FIG. 3, and is therefore not shown.  
The alternative embodiment, as shown in FIGS. 7-9, differs from the first embodiment of FIG. 1 only in the appearance of the top surface of the toaster, it being understood that all other surfaces are the same as those of the first embodiment. The broken lines in the Drawings are for illustrative purposes only in order to show the environment in which the design is associated and form no part of the claimed design.

**1 Claim, 8 Drawing Sheets**



# US D524,088 S

Page 2

## U.S. PATENT DOCUMENTS

D105,779 S	8/1937	Preston		6,192,790 B1	2/2001	Balandier	
D106,182 S	9/1937	Chapman		D438,383 S	3/2001	Doat	
2,123,067 A	7/1938	Stiles		6,205,911 B1	3/2001	Ochoa	
2,131,278 A	9/1938	Gough		D445,629 S *	7/2001	Davis et al. ....	D7/330
D111,765 S	10/1938	Hadley		D445,663 S	7/2001	Chen	
D112,252 S	11/1938	Hadley		D446,417 S	8/2001	Mauch	
D142,146 S *	8/1945	Pavelka .....	D7/330	D450,975 S	11/2001	Aeschbacher	
D148,104 S *	12/1947	Geller .....	D7/328	D452,795 S	1/2002	Johnson et al.	
D235,124 S *	5/1975	Jolliffe .....	D7/330	6,341,554 B1	1/2002	Thiriat	
4,487,115 A	12/1984	Su		D460,655 S	7/2002	Piret	
D289,249 S	4/1987	Jeter		D461,088 S	8/2002	Cheah et al.	
5,299,497 A	4/1994	Dias		D461,089 S	8/2002	Cheah et al.	
D367,990 S	3/1996	Roze		D468,152 S *	1/2003	Kettman .....	D7/338
D372,057 S *	7/1996	Yang .....	D21/525	6,532,864 B1	3/2003	Ancona et al.	
D376,509 S	12/1996	Stutzer		D472,421 S	4/2003	To	
5,584,231 A	12/1996	DeLeon		D473,094 S	4/2003	Aeshbacher	
D380,338 S	7/1997	Carbone et al.		D474,640 S	5/2003	Holderfield et al.	
D383,352 S	9/1997	Powel		D475,884 S	6/2003	Holderfield et al.	
D396,165 S	7/1998	Pena Angarita		D483,601 S	12/2003	Anglay	
D401,472 S	11/1998	Gould		D483,643 S	12/2003	Chien	
D413,040 S	8/1999	Lawrence et al.		6,657,168 B1	12/2003	Lazzer	
D421,693 S	3/2000	Carbone		6,686,564 B1	2/2004	Zhou	
D422,172 S	4/2000	Hsu		D488,341 S	4/2004	Enriquez et al.	
D422,832 S *	4/2000	Gaynor et al. ....	D7/330	6,717,110 B1	4/2004	Van der Meer et al.	
D423,866 S *	5/2000	Parker et al. ....	D7/330	D489,220 S *	5/2004	Brady .....	D7/330
D426,106 S	6/2000	Endres		D489,565 S *	5/2004	Averty .....	D7/330
D431,147 S	9/2000	Lin		2001/0029823 A1	10/2001	Ancona et al.	
D434,264 S	11/2000	Mixides		2003/0106436 A1	6/2003	Ancona et al.	

\* cited by examiner

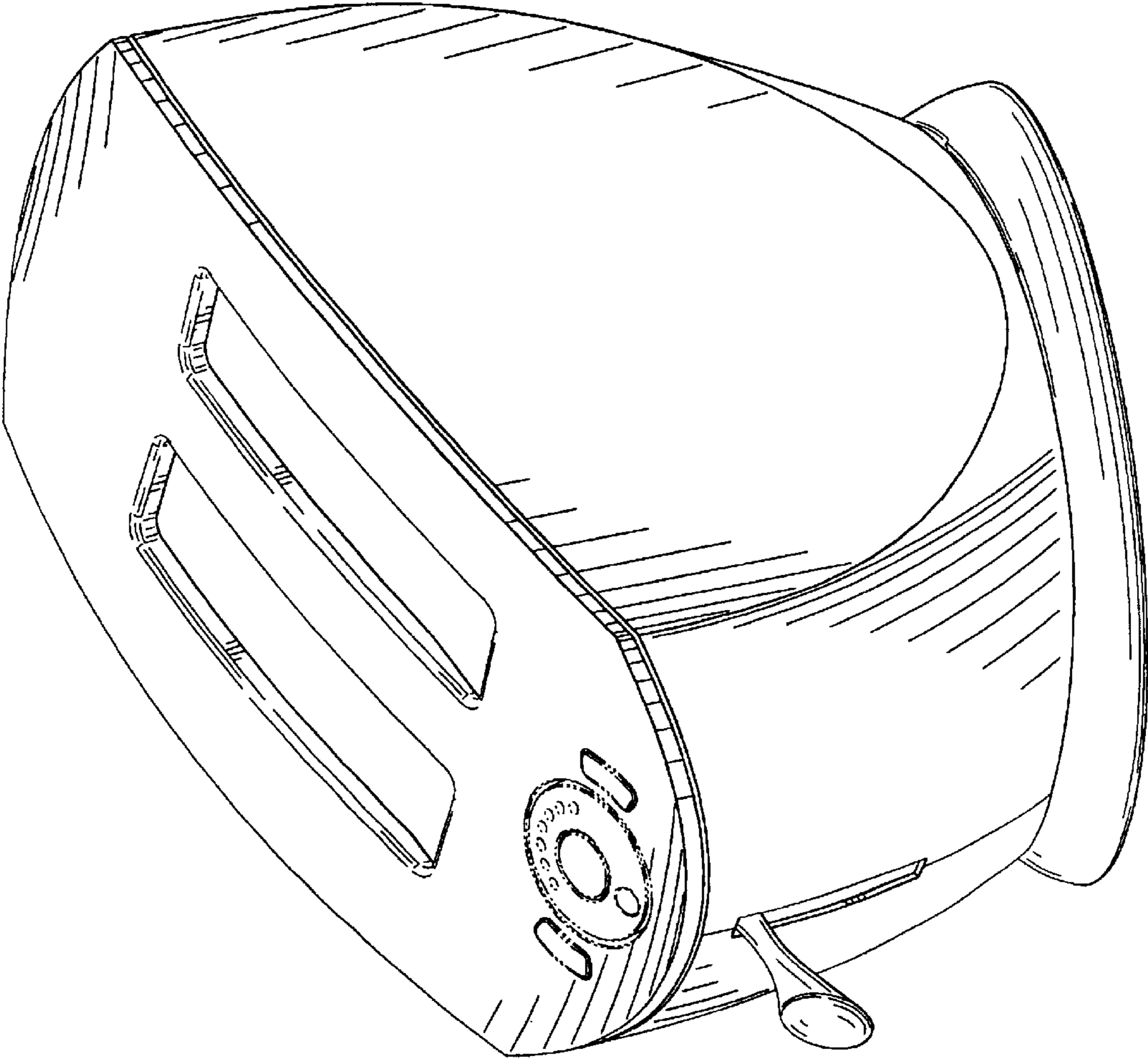


FIG. 1

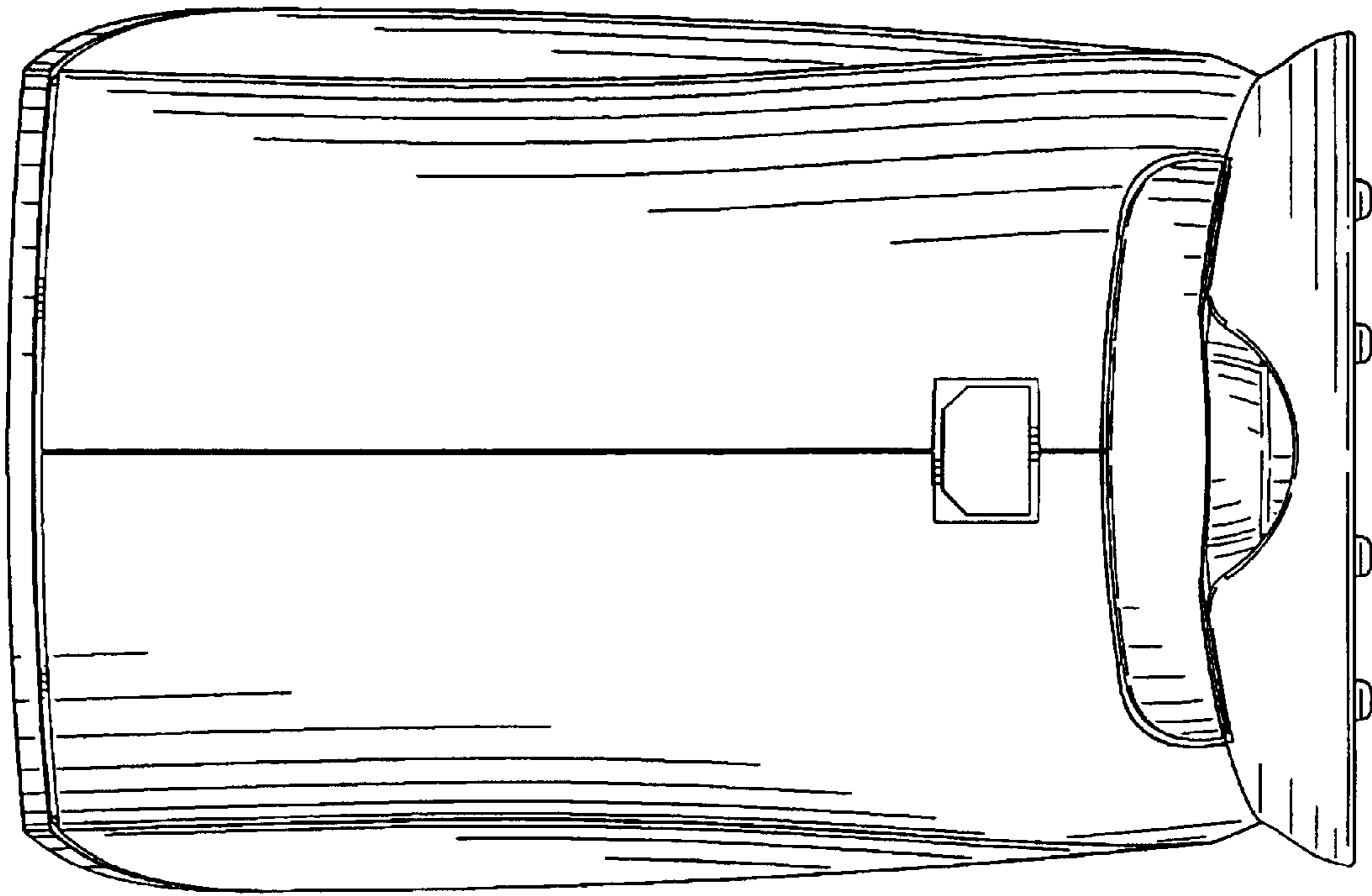


FIG. 4

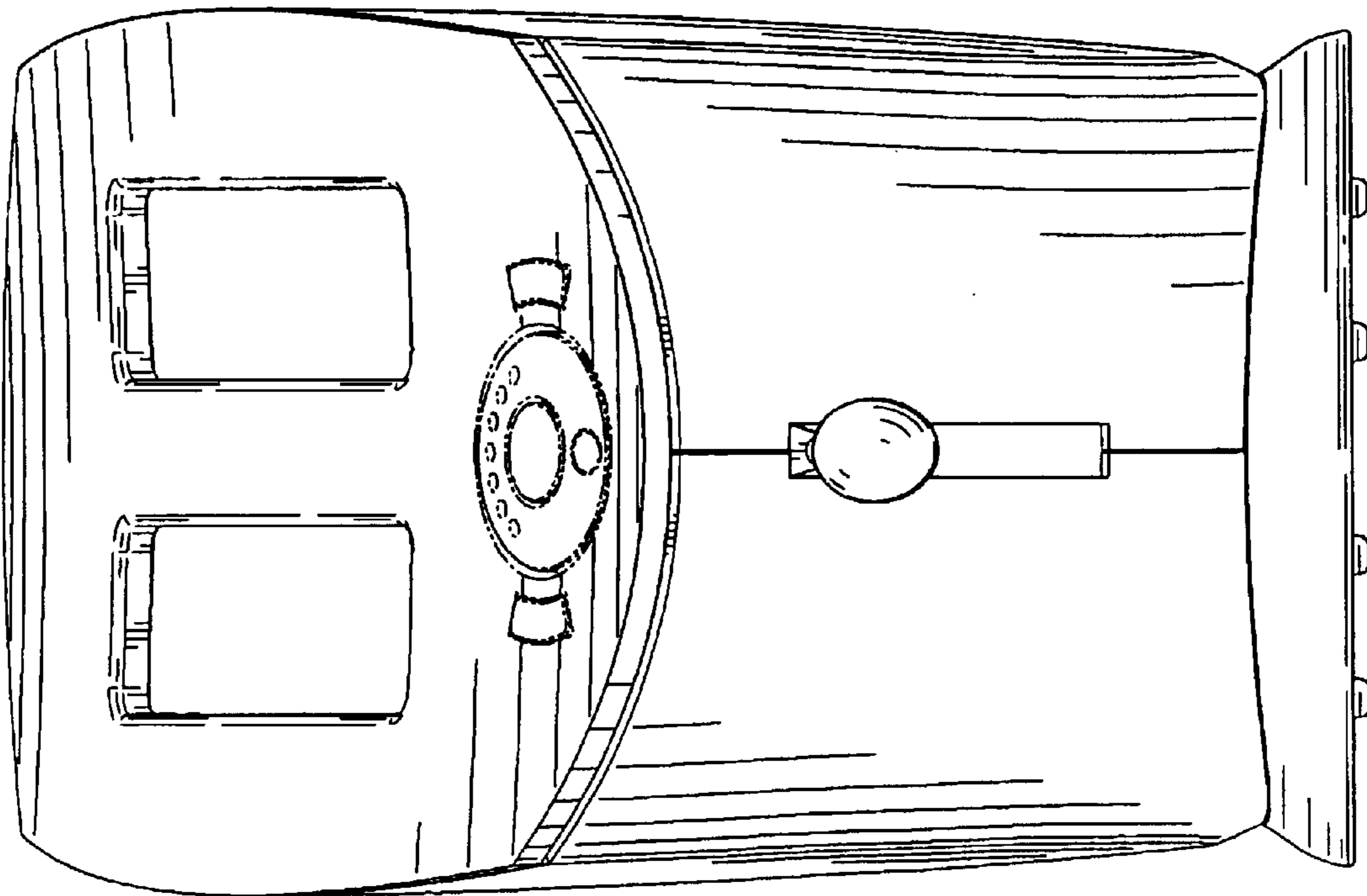


FIG. 2

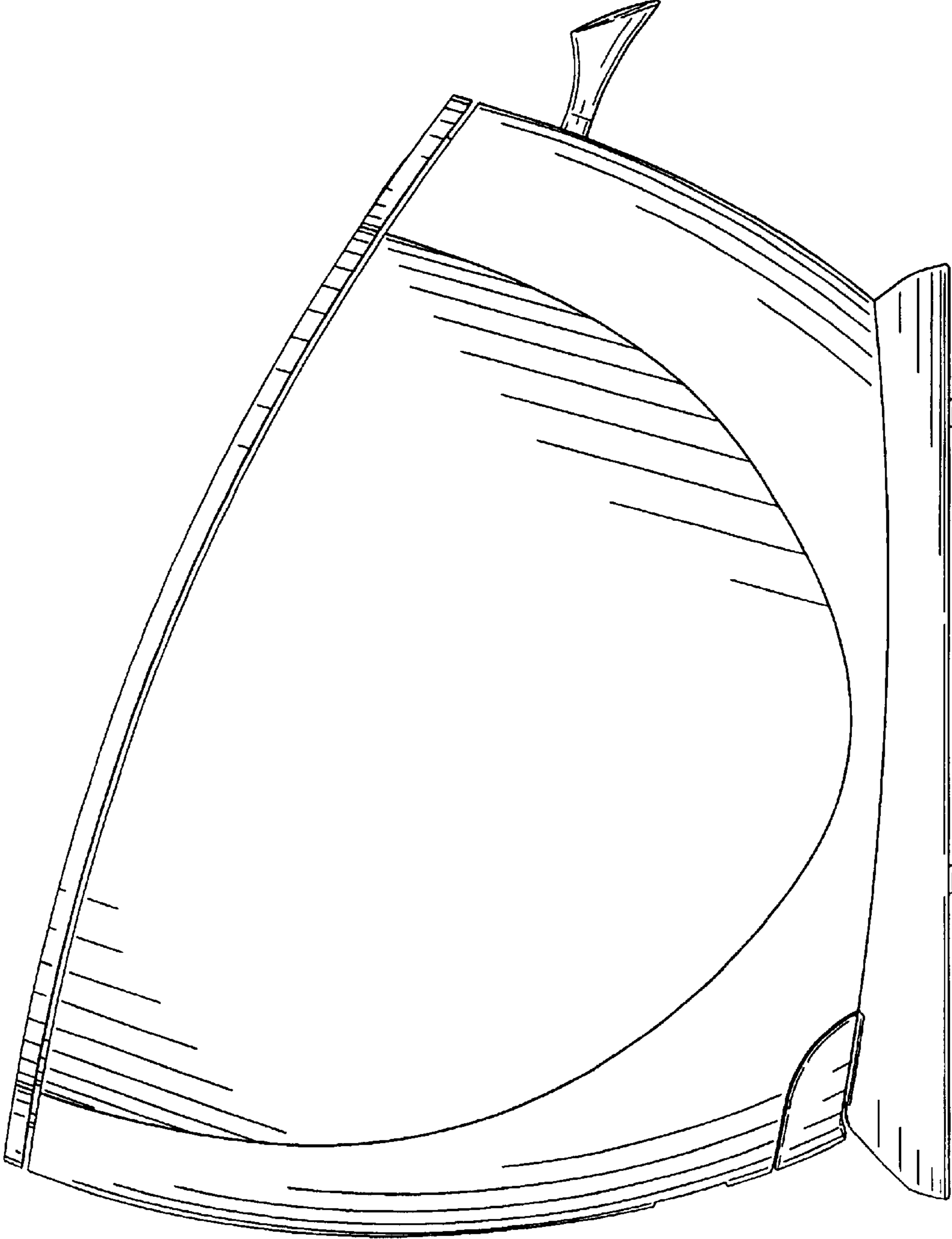


FIG. 3

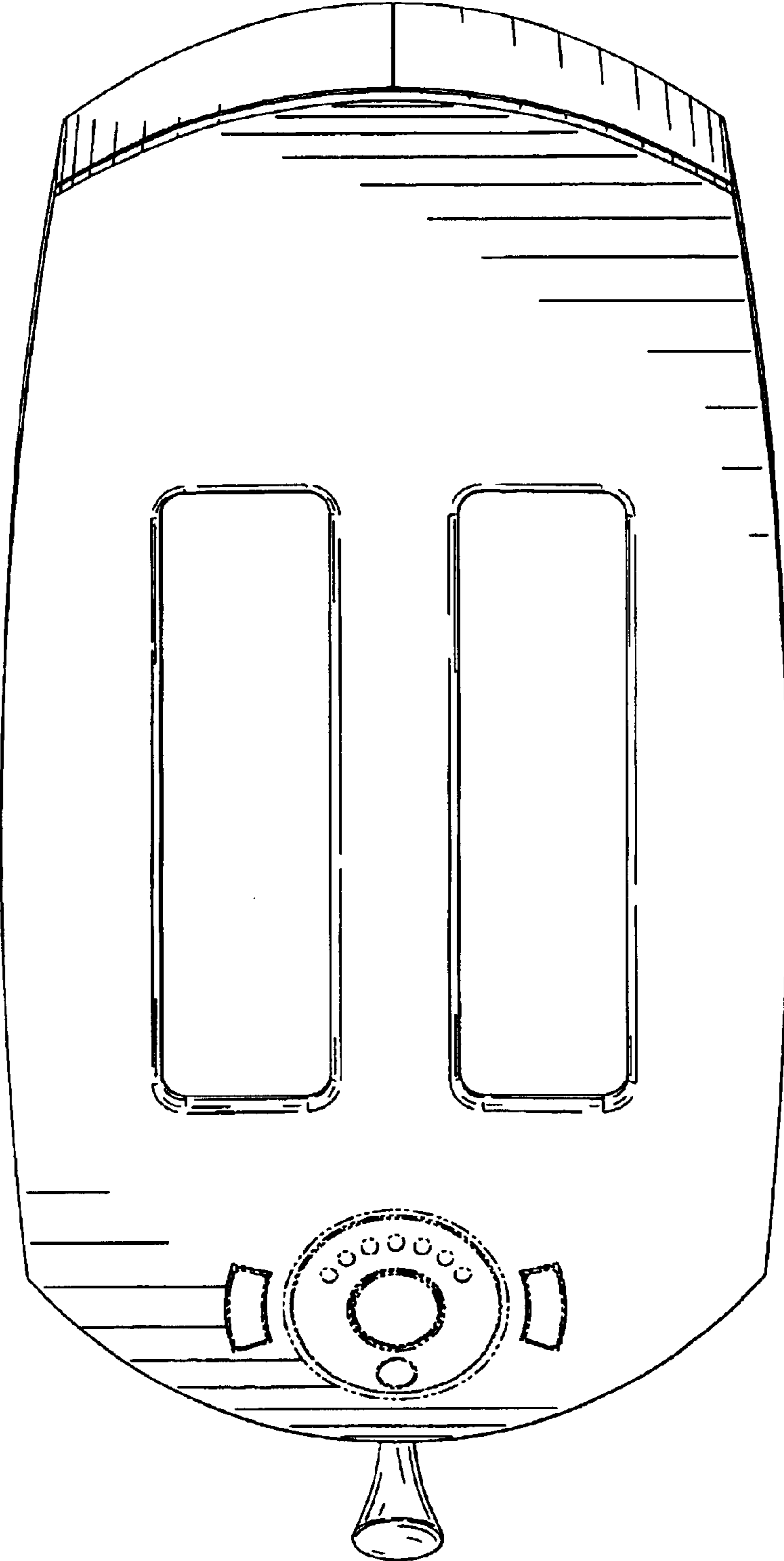


FIG. 5

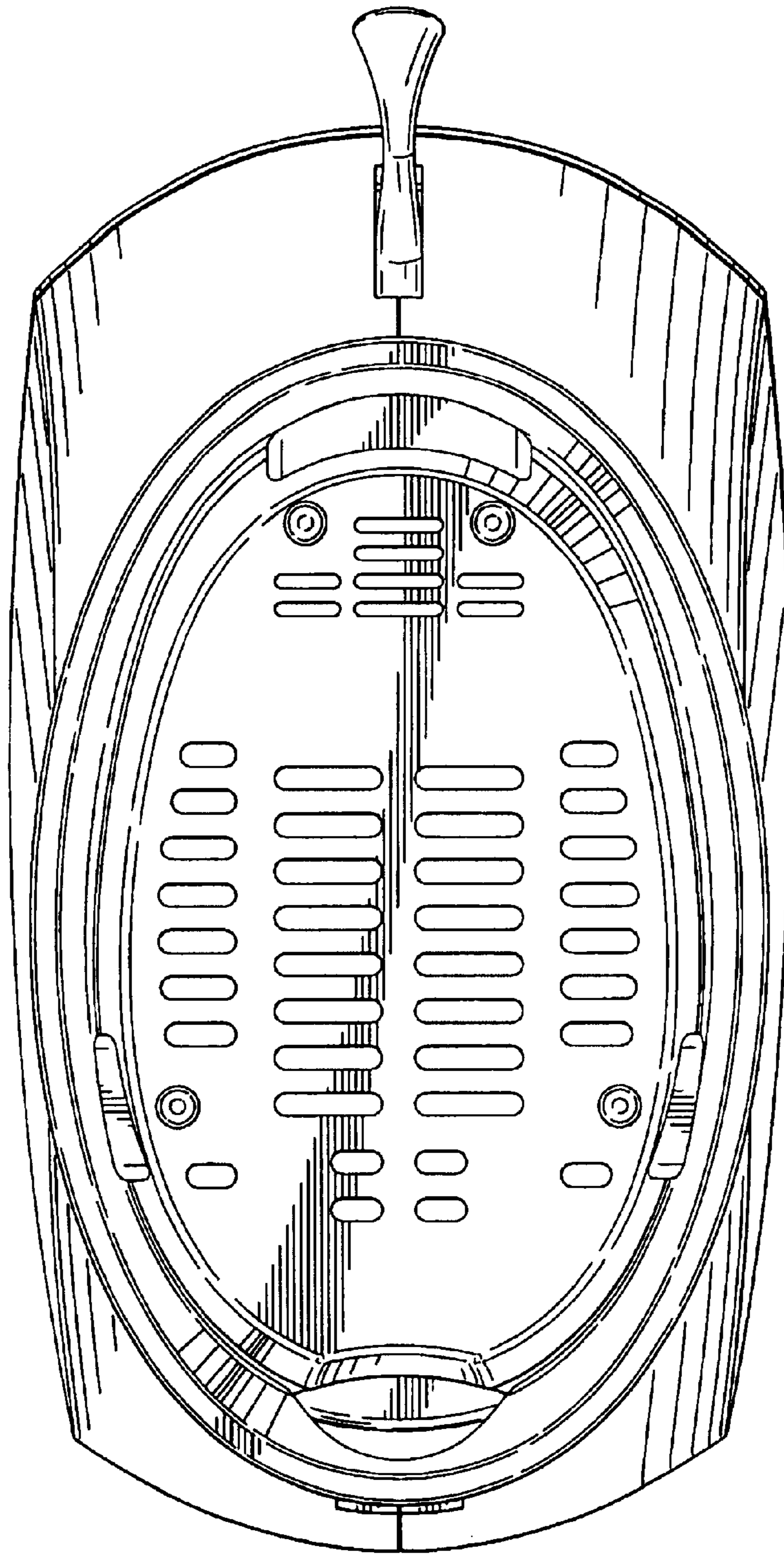


FIG. 6

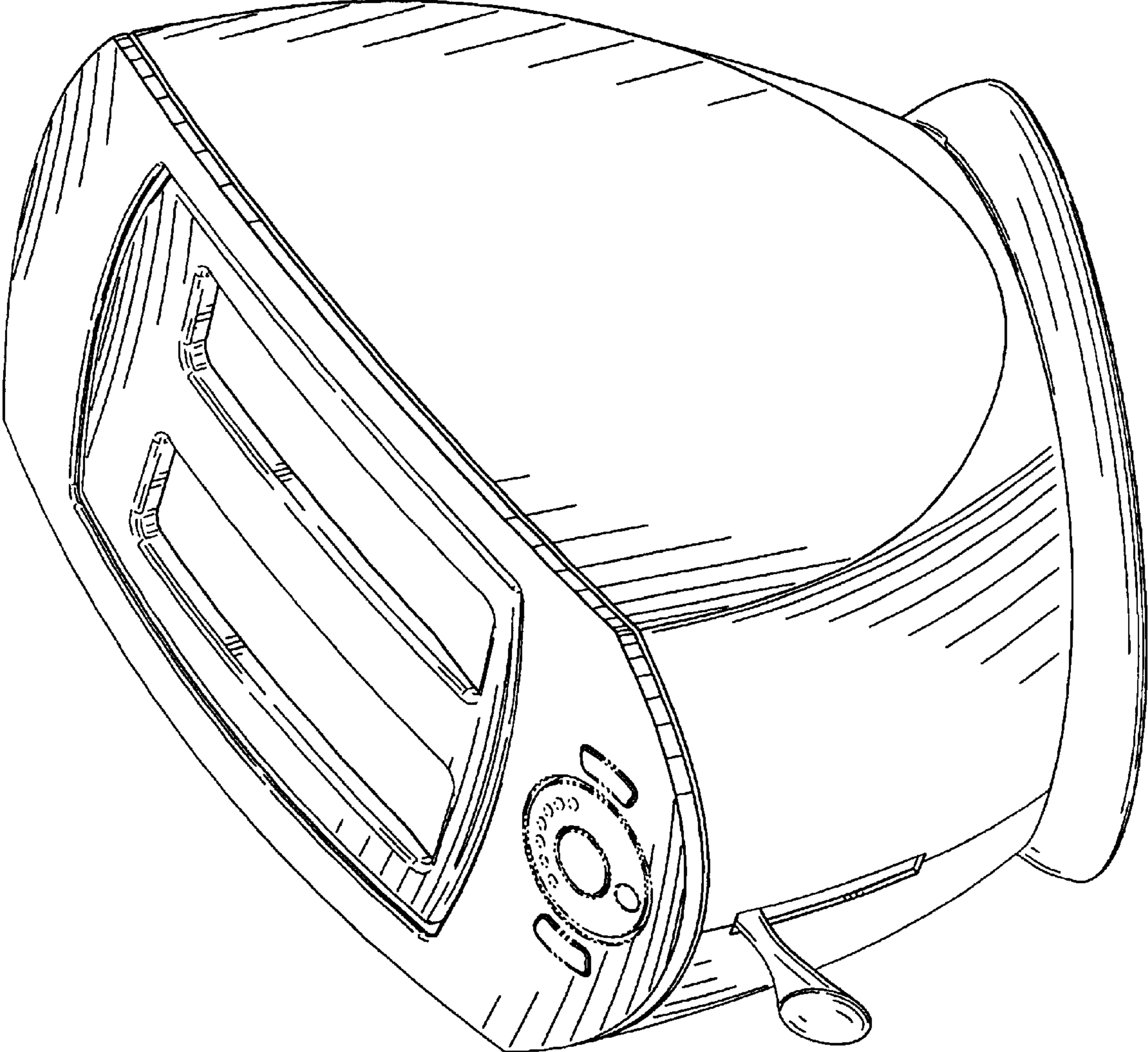


FIG. 7



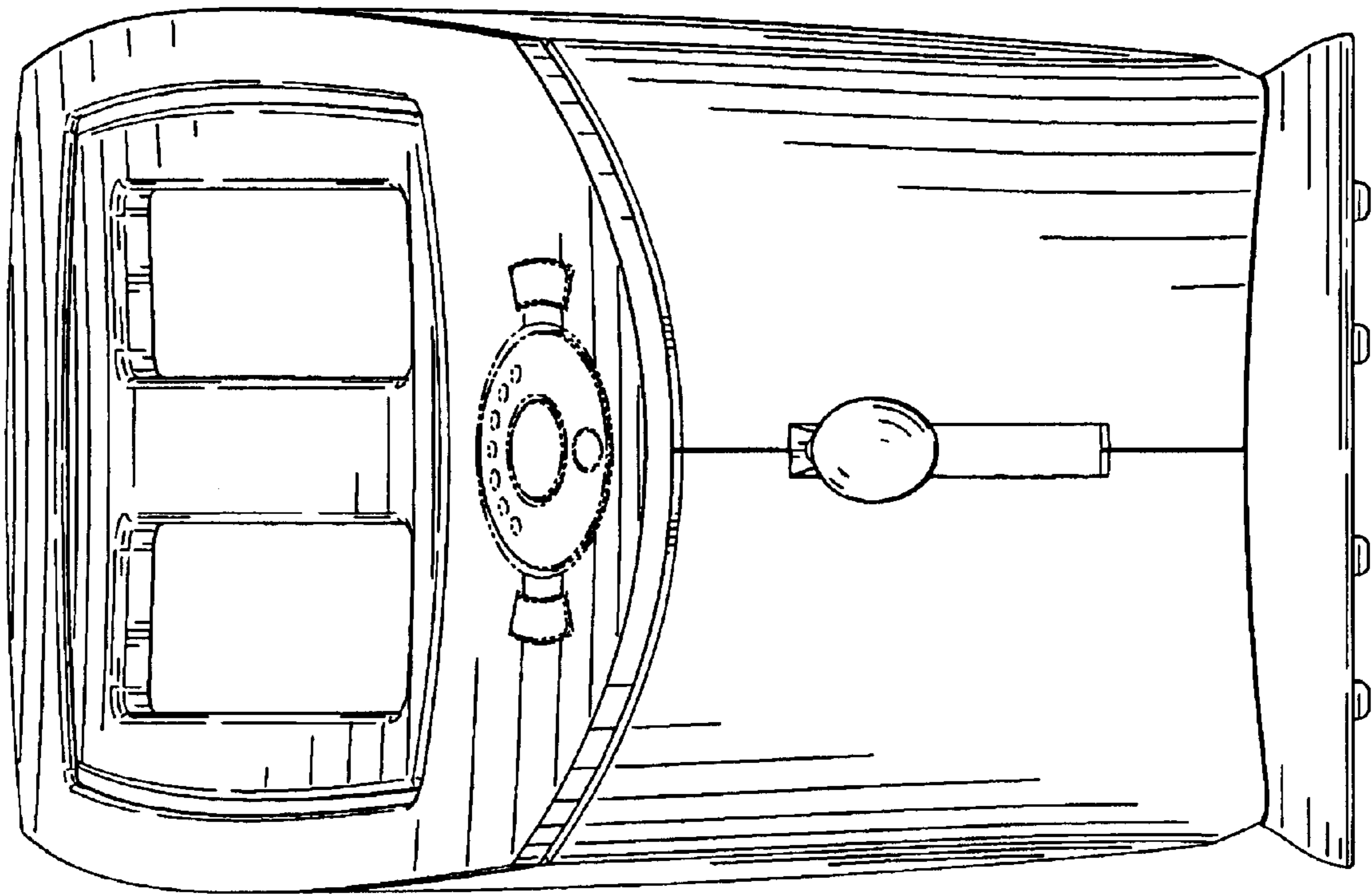


FIG. 8

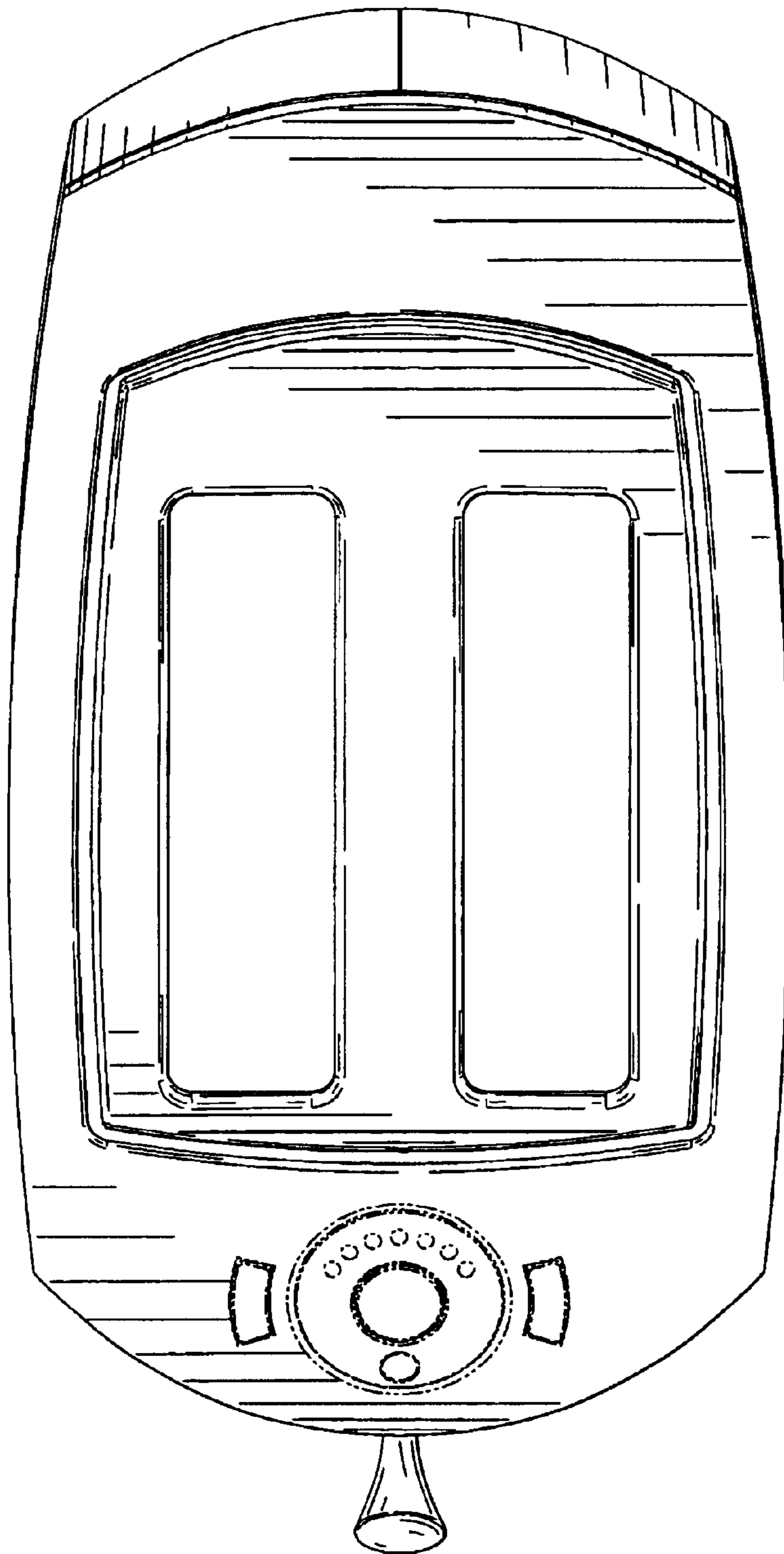


FIG. 9