



US00D524079S

(12) **United States Design Patent**
Grosfillex

(10) **Patent No.:** **US D524,079 S**

(45) **Date of Patent:** **** Jul. 4, 2006**

(54) **STORAGE CABINET**

(75) Inventor: **Raymond Grosfillex, Arbent (FR)**

(73) Assignee: **Grosfillex Sarl, Oyonnax (FR)**

(**) Term: **14 Years**

(21) Appl. No.: **29/231,130**

(22) Filed: **Jun. 2, 2005**

(30) **Foreign Application Priority Data**

Feb. 12, 2004 (EM) 000263249-0002

(51) **LOC (8) Cl.** **06-04**

(52) **U.S. Cl.** **D6/446**

(58) **Field of Classification Search** D6/436,
D6/438, 439, 446; 312/114, 196, 204, 224
See application file for complete search history.

(56) **References Cited**

U.S. PATENT DOCUMENTS

D278,957 S * 5/1985 Flototto D6/432
D379,880 S * 6/1997 Stoeckli et al. D6/446
D431,934 S * 10/2000 Chininis D6/446

D471,382 S * 3/2003 Jackson D6/470
D477,154 S * 7/2003 Benn D6/446
D483,963 S * 12/2003 Cassel D6/446
D506,086 S * 6/2005 Cassell D6/441
D508,346 S * 8/2005 Petruccelli D6/441

* cited by examiner

Primary Examiner—Cathron C. Brooks

(74) *Attorney, Agent, or Firm*—Dowell & Dowell, P.C.


(57) **CLAIM**

The ornamental design for a storage cabinet, as shown and described.

DESCRIPTION

FIG. 1 is a front perspective view of a storage cabinet showing my new design;
FIG. 2 is a front elevational view thereof;
FIG. 3 is a rear elevational view thereof;
FIG. 4 is right side, and of which a view taken from left side is a mirror image;
FIG. 5 is a top plan view thereof; and,
FIG. 6 is a front perspective view thereof with several drawers shown in an open position.

1 Claim, 2 Drawing Sheets






FIG. 1

FIG. 2

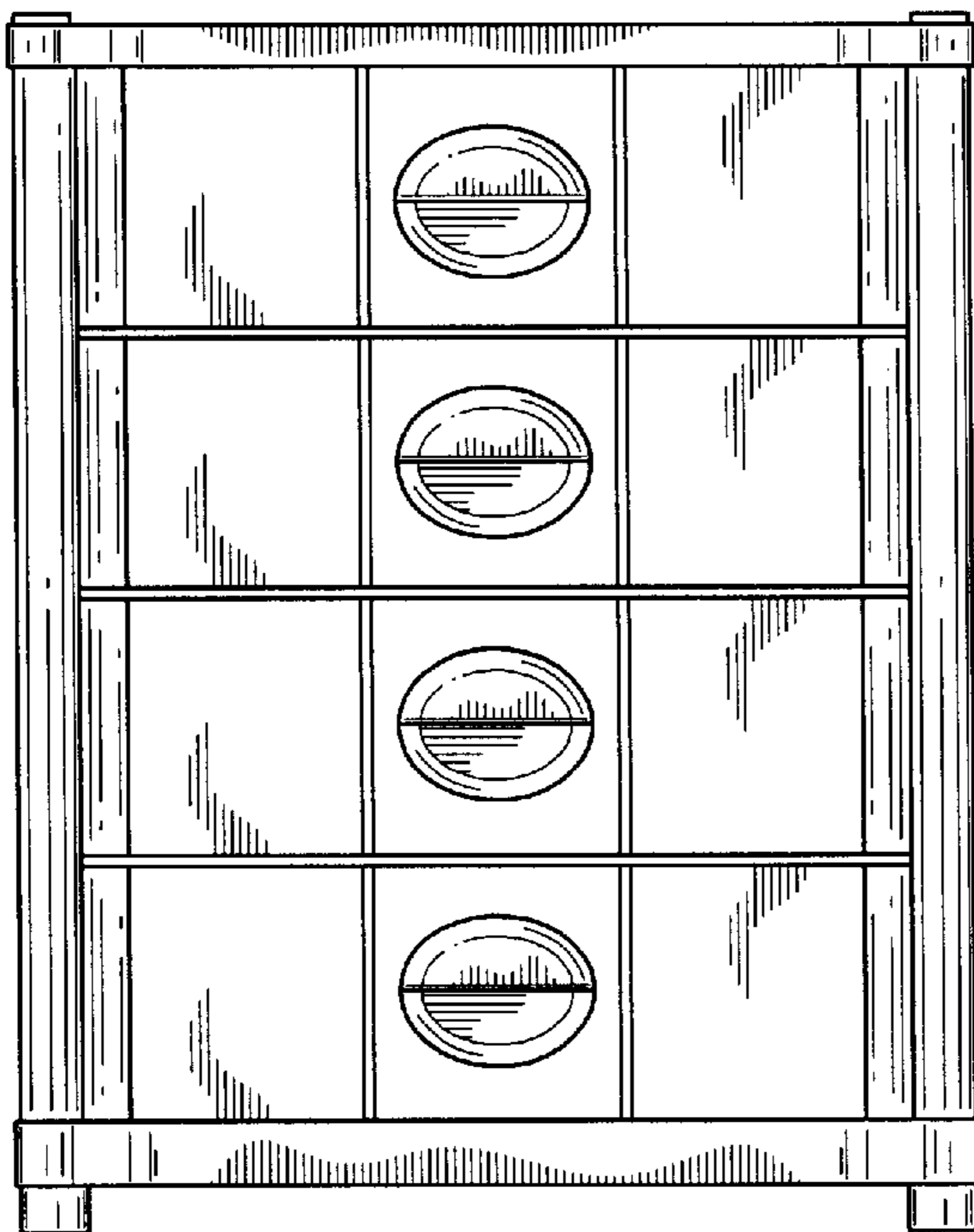
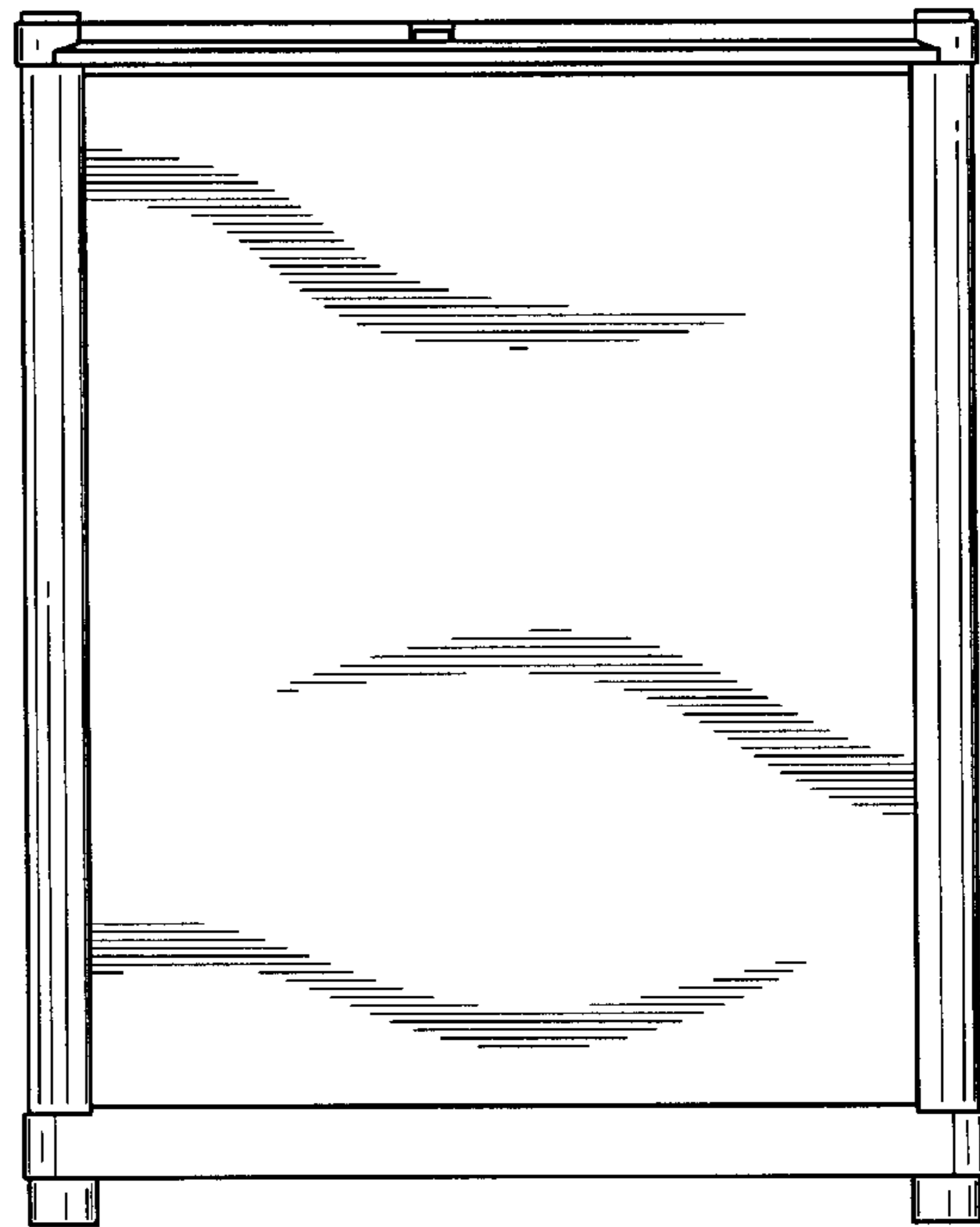


FIG. 3



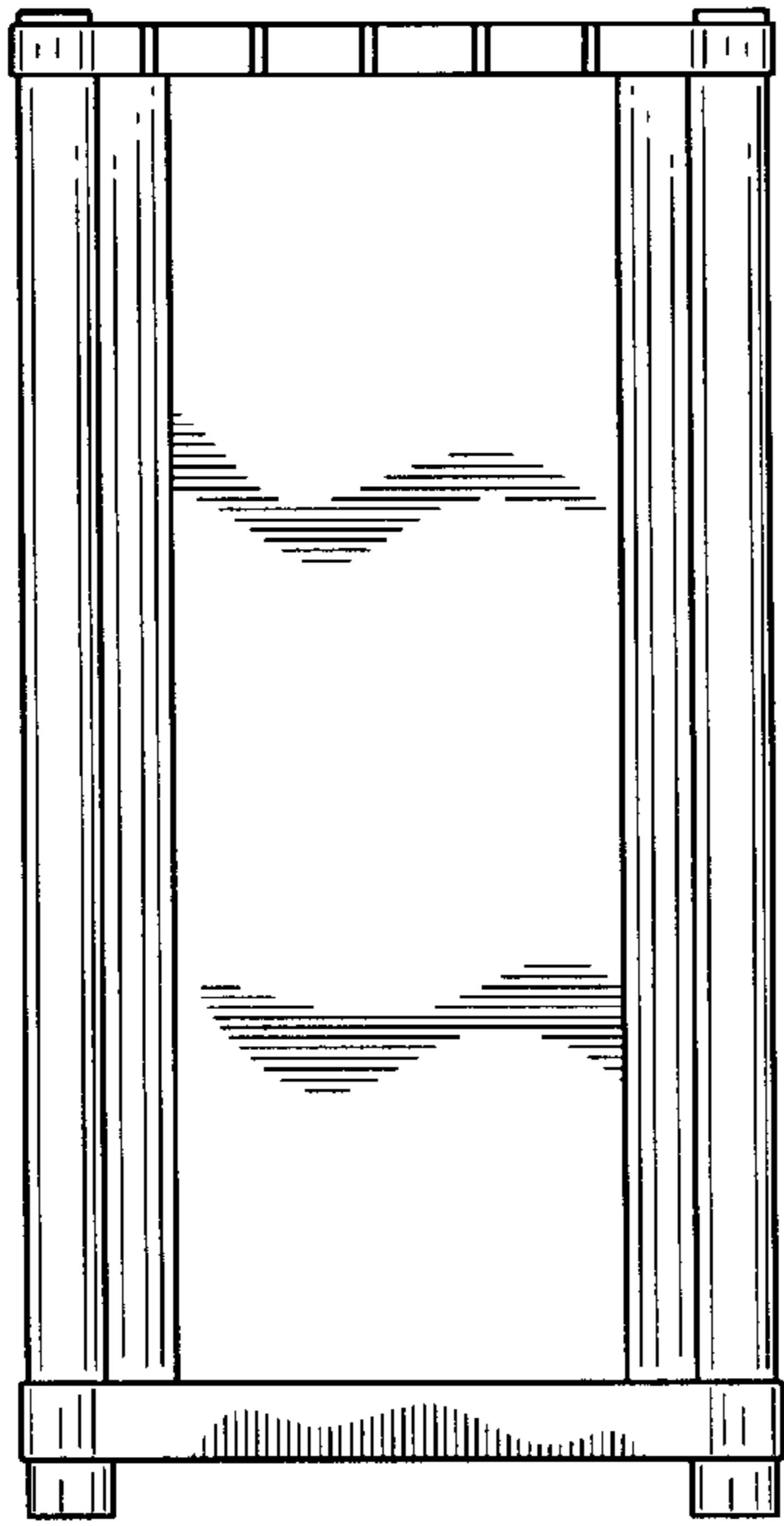


FIG. 4

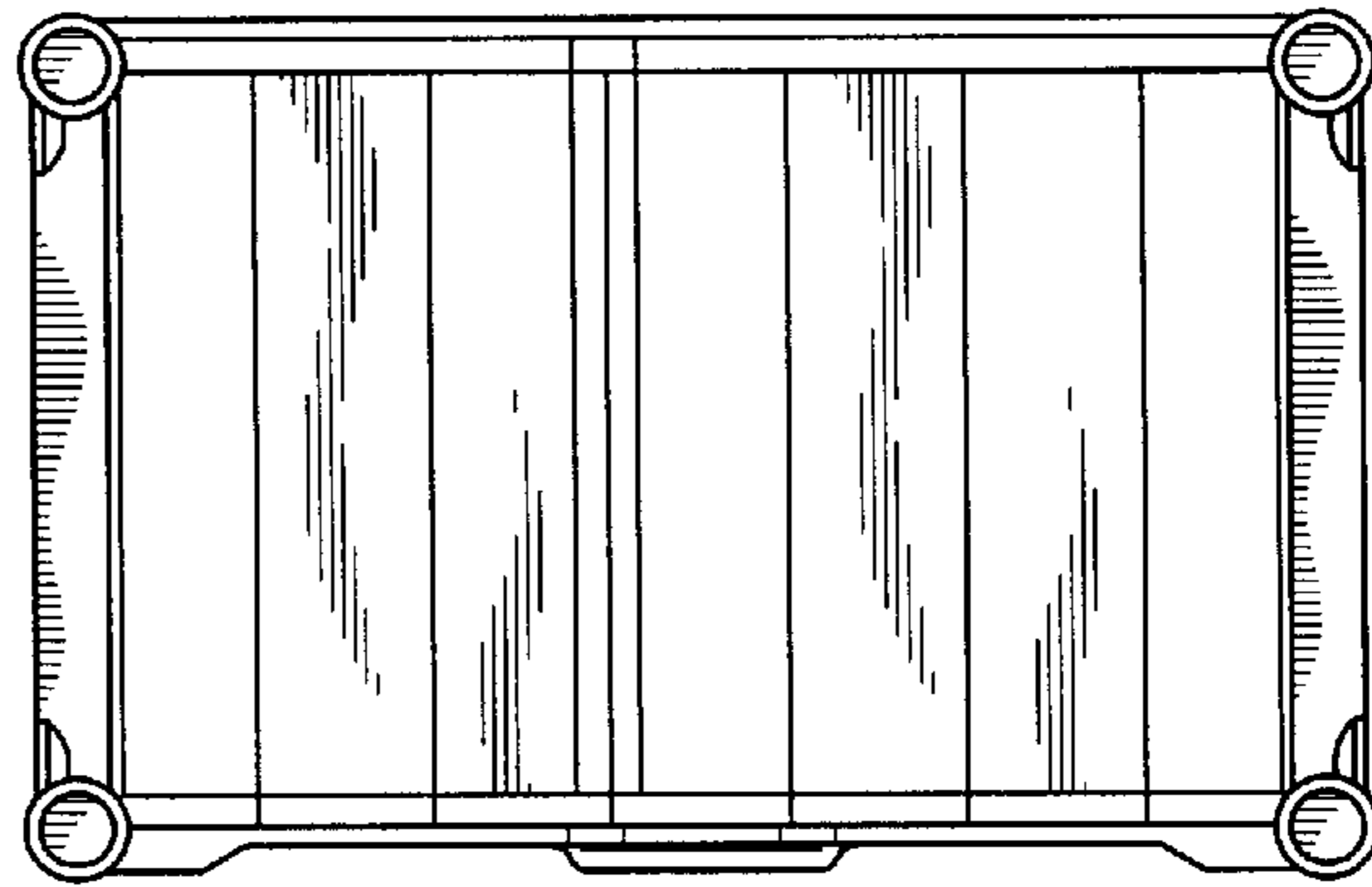


FIG. 5

FIG. 6

