



US00D524068S

(12) **United States Design Patent**
Halley

(10) **Patent No.:** **US D524,068 S**

(45) **Date of Patent:** **** Jul. 4, 2006**

(54) **PERSONAL PRAYER KNEELER STOOL**

(76) Inventor: **Cynthia Ann Halley**, 701 E. McNab,
Unit 1, Pompano Beach, FL (US) 33060

(**) Term: **14 Years**

(21) Appl. No.: **29/214,283**

(22) Filed: **Sep. 30, 2004**

(51) **LOC (8) Cl.** **06-01**

(52) **U.S. Cl.** **D6/349**

(58) **Field of Classification Search** D6/334-339,
D6/349, 352, 364-366, 353, 369, 370, 495,
D6/500-502, 358, 351, 345; 5/12.1; 297/445.1,
297/232, 446.1, 447.3, 448.1, 452.1; 312/235.9;
215/316, 328; D9/443; D3/24; D8/358, 359;
D22/140, 137; D14/484; 137/355.26, 355.27
See application file for complete search history.

(56) **References Cited**

U.S. PATENT DOCUMENTS

254,867	A	*	3/1882	Graham et al.	454/290
1,740,090	A	*	12/1929	Harris	297/461
D139,131	S	*	10/1944	Sullivan et al.	D6/349
2,606,598	A	*	8/1952	Smith	267/145
2,625,204	A	*	1/1953	Reichman	297/105
2,696,870	A	*	12/1954	Mende	297/105
2,838,097	A	*	6/1958	Gleitsman et al.	297/461
2,869,620	A	*	1/1959	Gleitsman	248/397

2,938,573	A	*	5/1960	Stanley	248/371
3,066,435	A	*	12/1962	Oddo et al.	297/219.1
3,227,112	A	*	1/1966	Wiseman	108/11
3,382,001	A	*	5/1968	Schafer et al.	297/462
3,536,359	A	*	10/1970	Amos	297/462
4,212,090	A	*	7/1980	Ehrlich	5/14
D337,211	S	*	7/1993	Bergkvist	D6/349
D396,962	S	*	8/1998	Lewis	D6/349
D400,363	S	*	11/1998	Lewis	D6/349
D428,717	S	*	8/2000	Solowiej	D6/349

* cited by examiner

Primary Examiner—Sandra S. Snapp

(74) *Attorney, Agent, or Firm*—Daniel C. Crilly, Esq.;
Kevin P. Crosby, Esq.; Brinkley, McNerney et al.

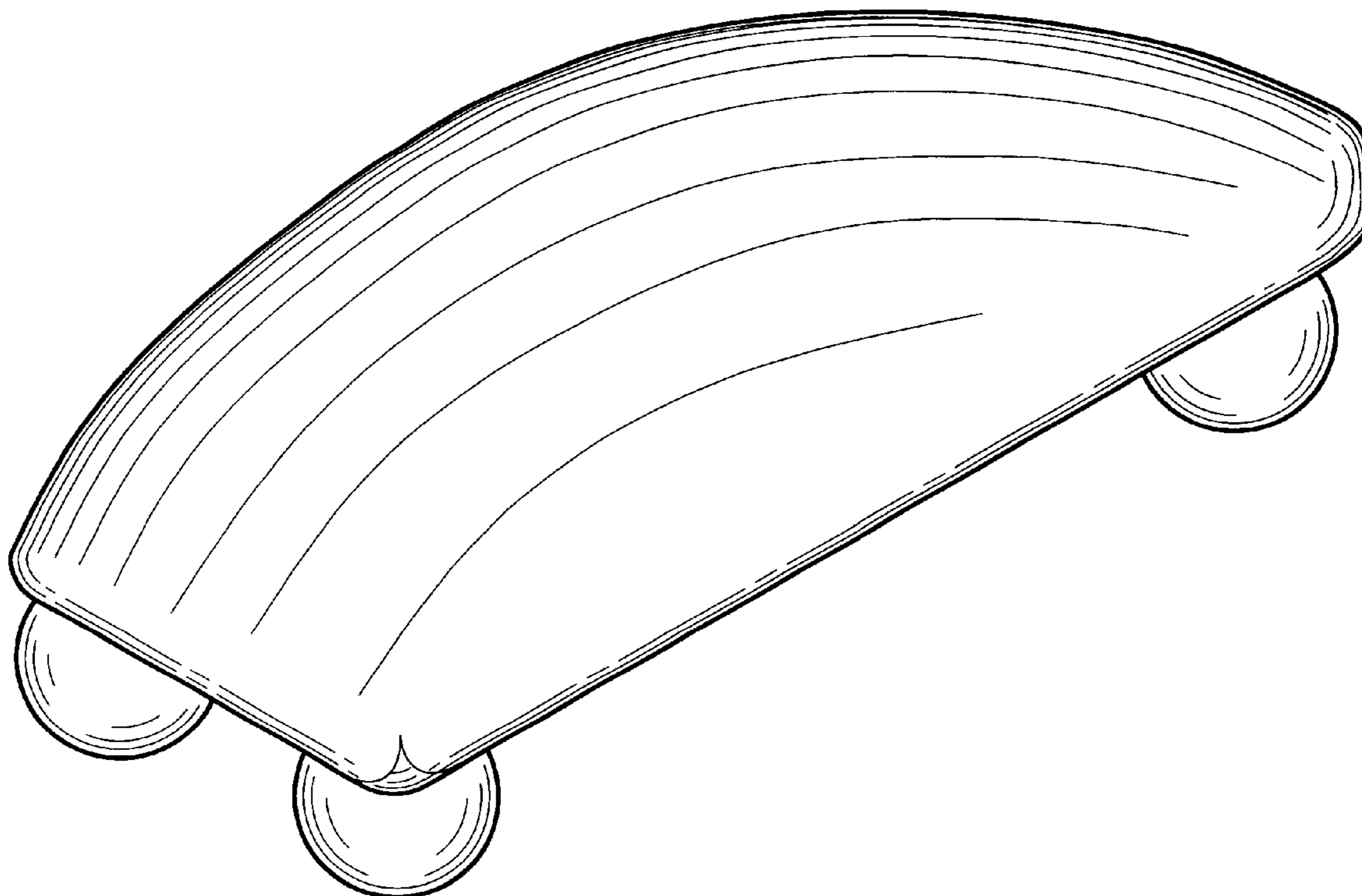
(57) **CLAIM**

The ornamental design for a personal prayer kneeler stool,
as shown and described.

DESCRIPTION

FIG. 1 is a front view of my ornamental design for a personal
prayer kneeler stool, the rear view being a mirror image;
FIG. 2 is a top plan view thereof;
FIG. 3 is a bottom plan view thereof;
FIG. 4 is a left side elevational view thereof, the right side
being a mirror image; and,
FIG. 5 is a perspective view thereof.

1 Claim, 3 Drawing Sheets






FIG. 1




FIG. 2

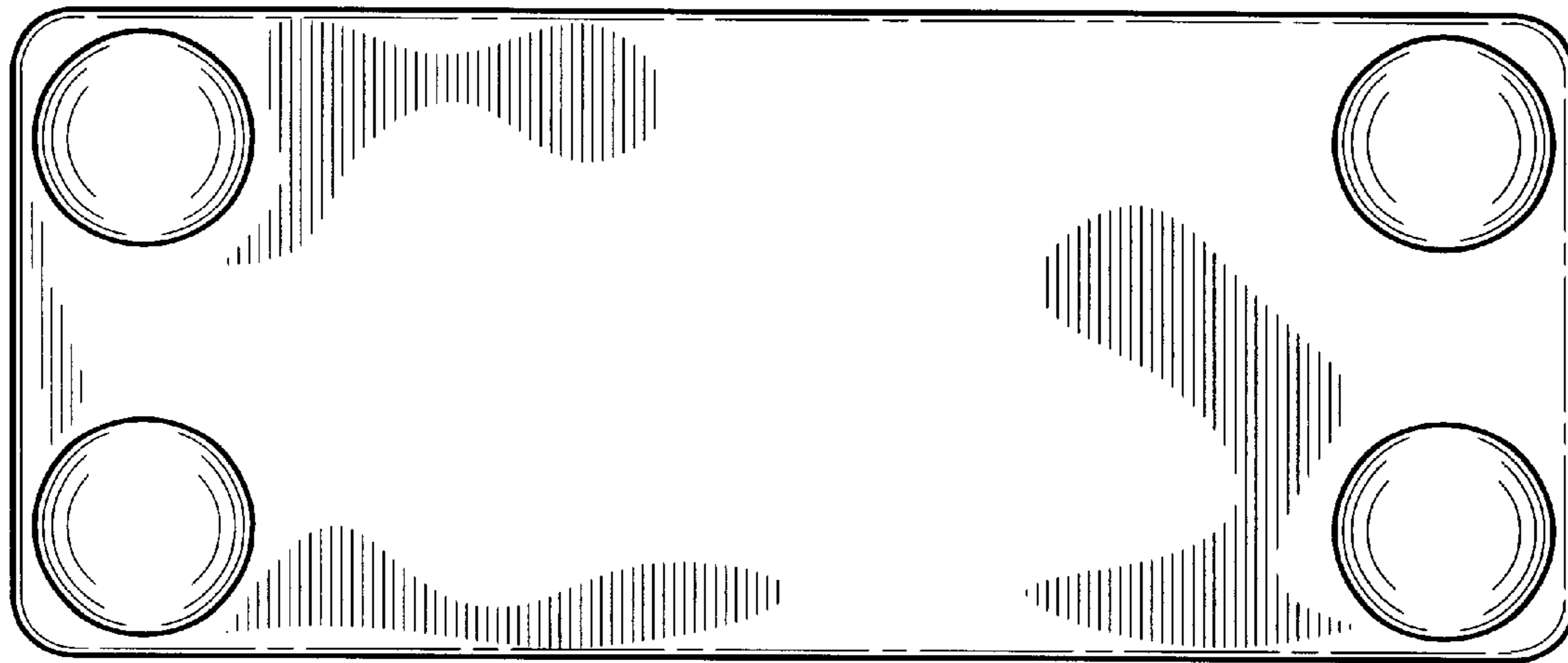


FIG. 3




FIG. 4

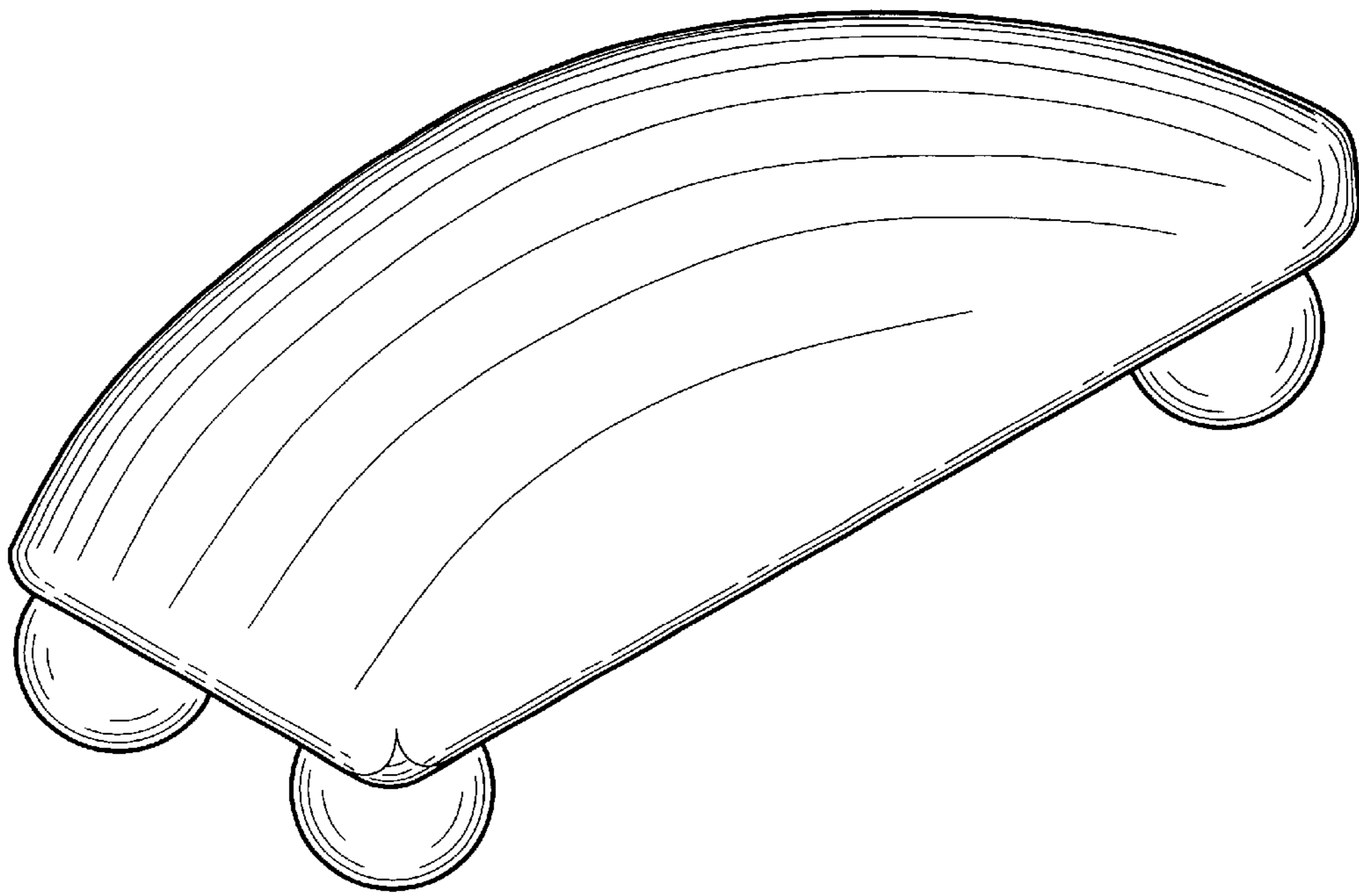


FIG. 5