



US00D524061S

(12) **United States Design Patent**  
**Bruce**

(10) **Patent No.:** **US D524,061 S**  
(45) **Date of Patent:** **\*\* Jul. 4, 2006**

(54) **MIRROR**

(75) Inventor: **David Bruce**, Monroe Township, NJ  
(US)

(73) Assignee: **Foremost Groups, Inc.**, East Hanover,  
NJ (US)

(\*\*) Term: **14 Years**

(21) Appl. No.: **29/227,115**

(22) Filed: **Apr. 6, 2005**

(51) **LOC (8) Cl.** ..... **06-07**

(52) **U.S. Cl.** ..... **D6/300**

(58) **Field of Classification Search** ..... D6/300-309,  
D6/444, 432, 568; 40/700-702, 714, 717,  
40/721, 727, 738, 739, 742, 745, 746, 747,  
40/768, 777, 778, 779, 782-784, 790-791;  
312/204; D11/131

See application file for complete search history.

(56) **References Cited**

**U.S. PATENT DOCUMENTS**

262,148 A \* 8/1882 Stuart ..... 52/656.7

1,012,267 A \* 12/1911 Motz ..... 242/222  
2,127,078 A \* 8/1938 Zwicker ..... 40/757  
2,764,314 A \* 9/1956 Mautner ..... 220/668  
D300,285 S \* 3/1989 Karklins ..... D6/300  
5,603,585 A \* 2/1997 Bruchu et al. .... 403/382

\* cited by examiner

*Primary Examiner*—Antoine Duval Davis

*Assistant Examiner*—Sydney R. Buffalow

(74) *Attorney, Agent, or Firm*—Drinker Biddle & Reath  
LLP

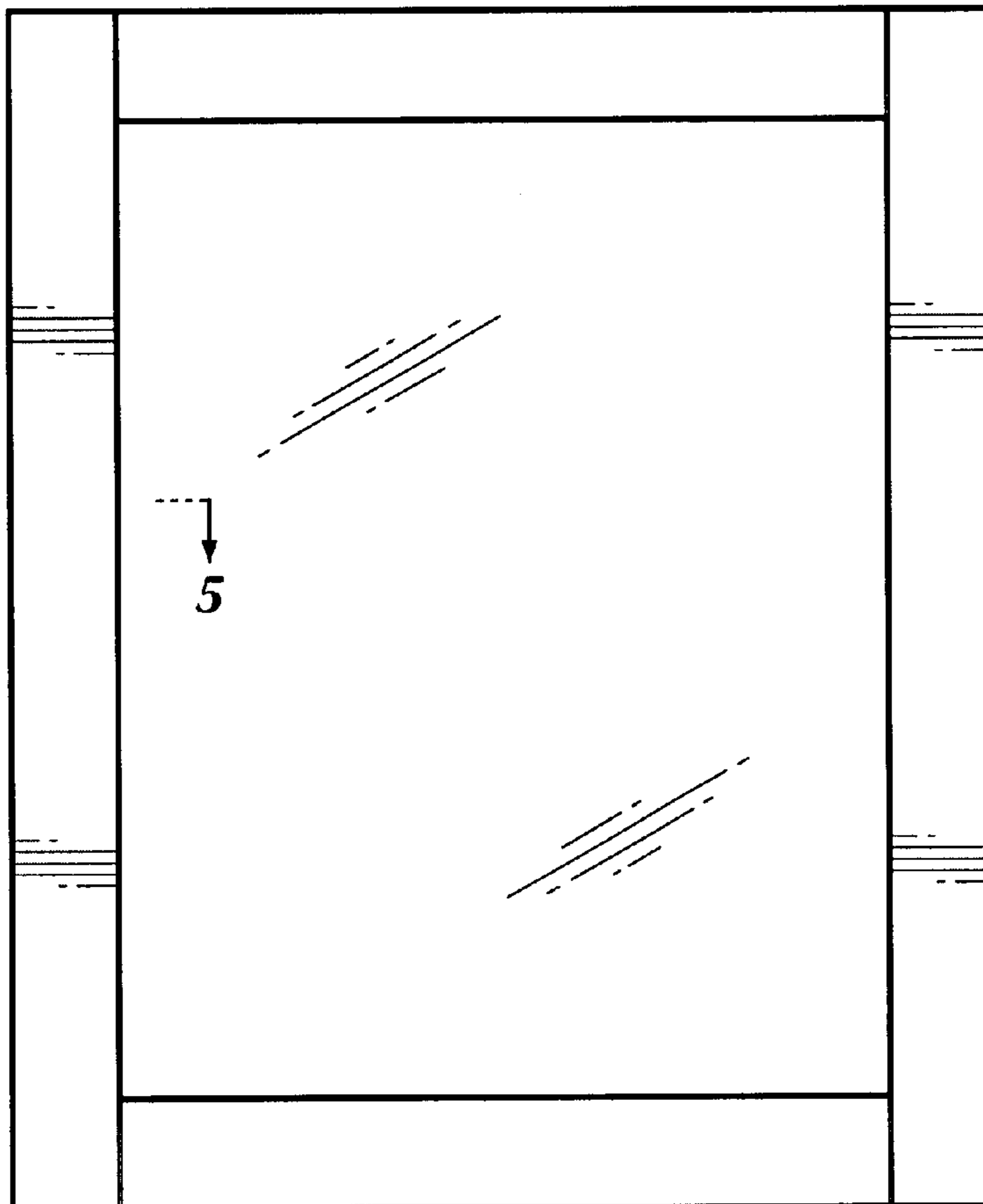
(57) **CLAIM**

The ornamental design for a mirror, as shown and described.

**DESCRIPTION**

FIG. 1 is front elevation view showing my new design.  
FIG. 2 is a left side elevation view of the mirror of FIG. 1,  
the right side elevation view being a mirror-image.  
FIG. 3 is a top end view of the mirror of FIG. 1, the bottom  
end view being a mirror-image.  
FIG. 4 is a rear elevation view of the mirror of FIG. 1; and,  
FIG. 5 is a partial cross-sectional view of the mirror taken  
along lines 5—5 in FIG. 1.

**1 Claim, 2 Drawing Sheets**



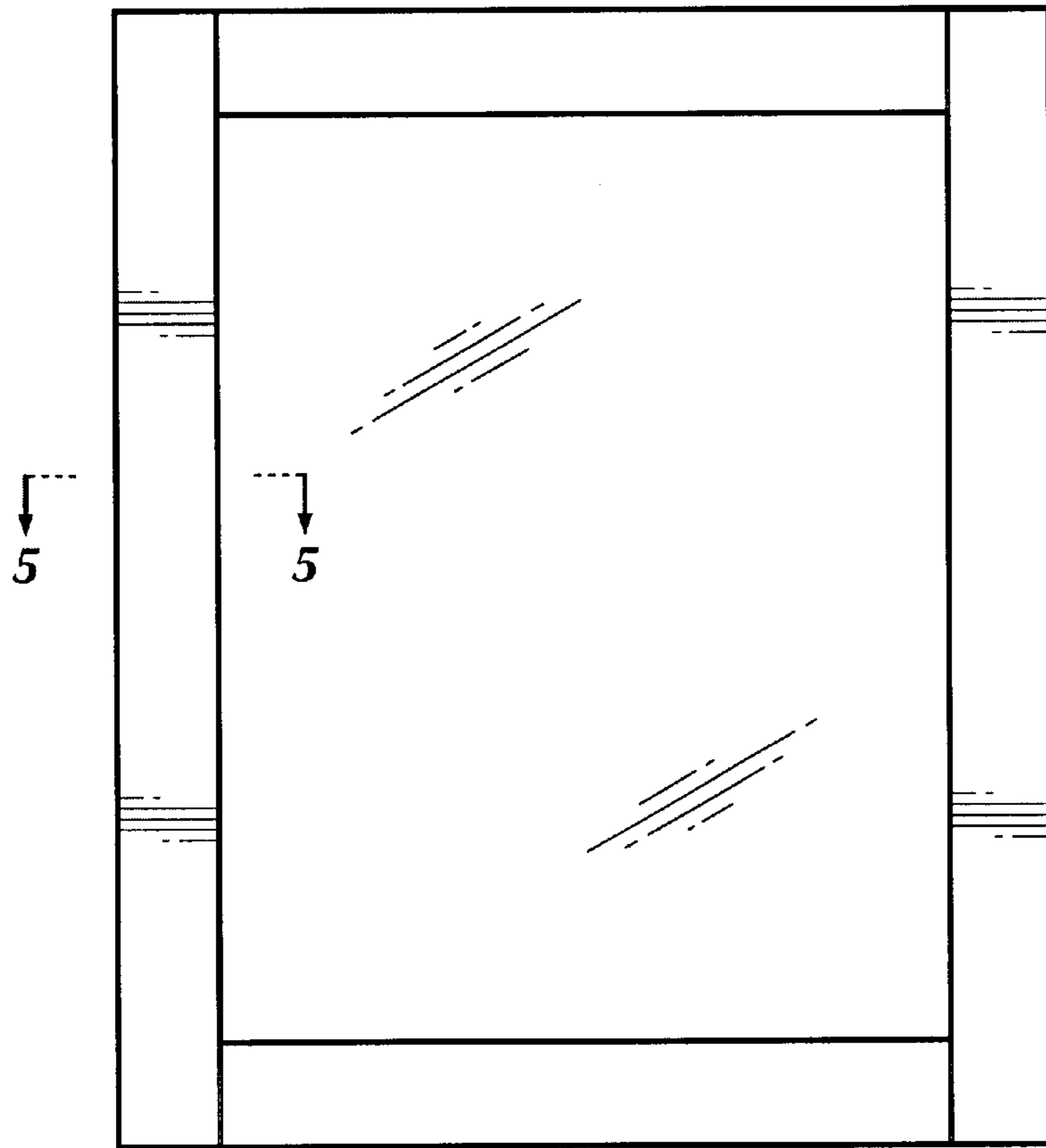



FIG. 1



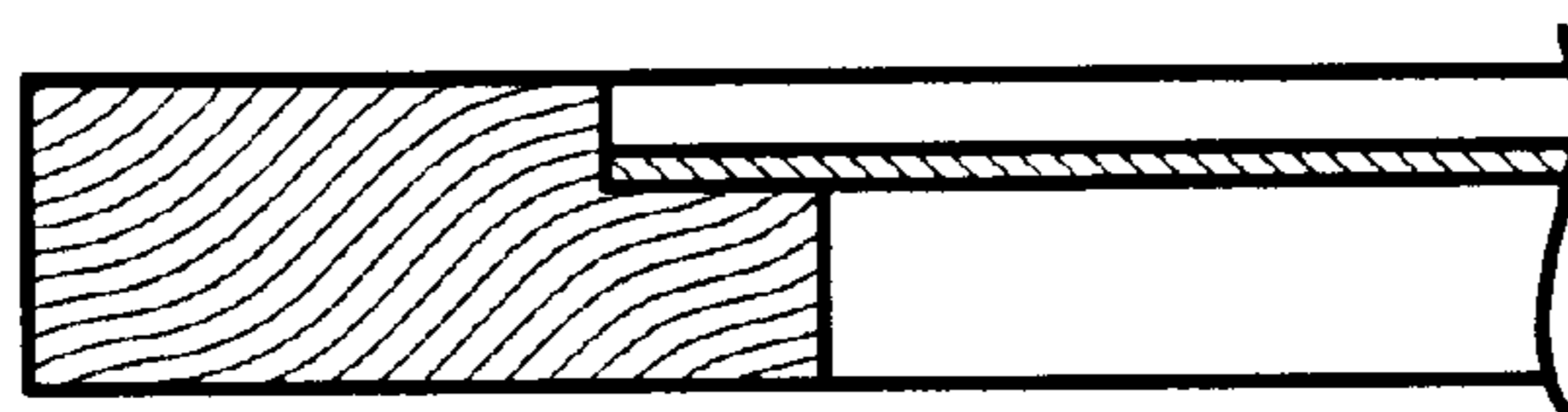
FIG. 2



**FIG. 3**



**FIG. 4**



**FIG. 5**