



US00D524058S

(12) **United States Design Patent**  
**Tapp**

(10) **Patent No.:** **US D524,058 S**  
(45) **Date of Patent:** **\*\* Jul. 4, 2006**

(54) **TOILET CLEANER HANDLE**

D359,625 S \* 6/1995 Hoagland ..... D4/138  
5,617,605 A \* 4/1997 Hoerner et al. .... 15/143.1 X  
D496,512 S \* 9/2004 Treacy ..... D32/51

(75) Inventor: **Peter Tapp**, Wisbech (GB)

(73) Assignee: **Cut Straight Limited c/o Brampton Housewares Limited** (GB)

(\*\*) Term: **14 Years**

**FOREIGN PATENT DOCUMENTS**

DE 100 59 764 A1 6/2002  
GB 2 330 067 A 4/1999  
WO WO 01/15587 A1 3/2001  
WO WO 2004/095998 A1 11/2004

(21) Appl. No.: **29/226,926**

(22) Filed: **Apr. 4, 2005**

(30) **Foreign Application Priority Data**

Oct. 4, 2004 (EM) ..... 000236583

(51) **LOC (8) Cl.** ..... **04-01**

(52) **U.S. Cl.** ..... **D4/138**

(58) **Field of Classification Search** ..... D4/131-134,  
D4/138; D7/393, 395, 401.2; D8/107; D32/51;  
15/143.1, 145, 159.1, 160, 248.1; 16/110.1,  
16/422, 430, 431, DIG. 12, DIG. 19  
See application file for complete search history.

\* cited by examiner

*Primary Examiner*—Alan P. Douglas

*Assistant Examiner*—Lavone D. Tabor

(74) *Attorney, Agent, or Firm*—Adams Evans P.A.

(57) **CLAIM**

I claim the ornamental design for a toilet cleaner handle, as shown and described.

**DESCRIPTION**

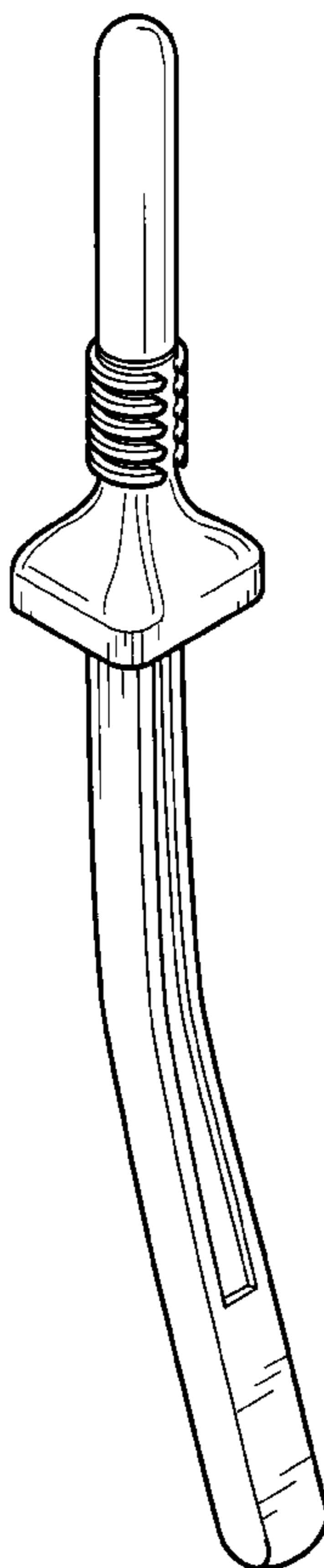
FIG. 1 is a perspective view of a toilet cleaner handle, showing my new design;  
FIG. 2 is a rear elevational view thereof;  
FIG. 3 is a front elevational view thereof;  
FIG. 4 is a top plan view thereof;  
FIG. 5 is a side elevational view thereof; and,  
FIG. 6 is a bottom plan view thereof.

(56) **References Cited**

**U.S. PATENT DOCUMENTS**

D184,418 S \* 2/1959 Brownstein ..... D3/51  
3,599,263 A 8/1971 Chelten  
D336,372 S \* 6/1993 Ricciarelli et al. .... D4/138

**1 Claim, 2 Drawing Sheets**



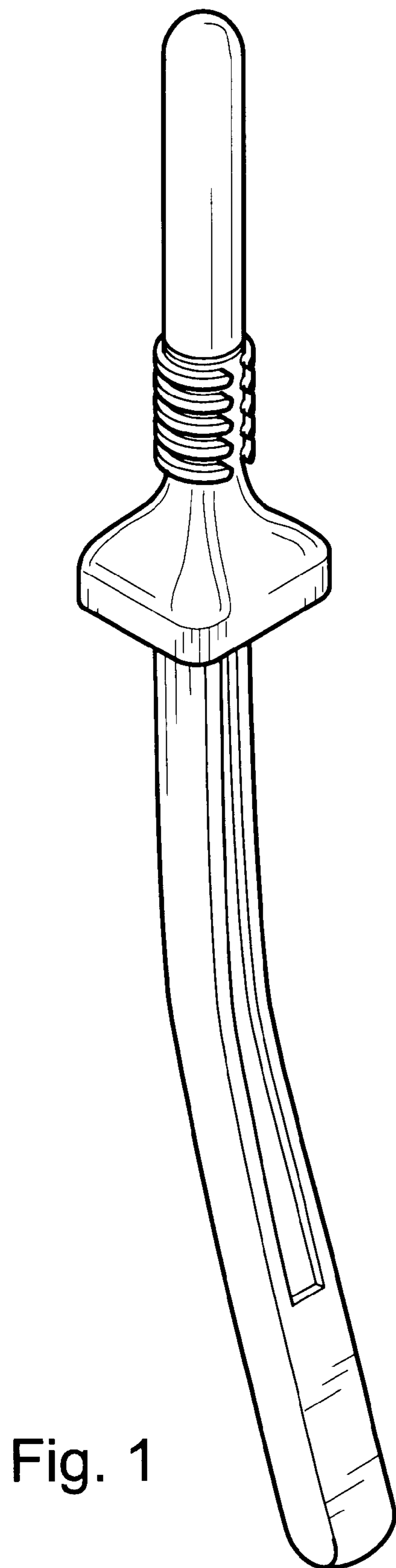


Fig. 1

Fig. 2

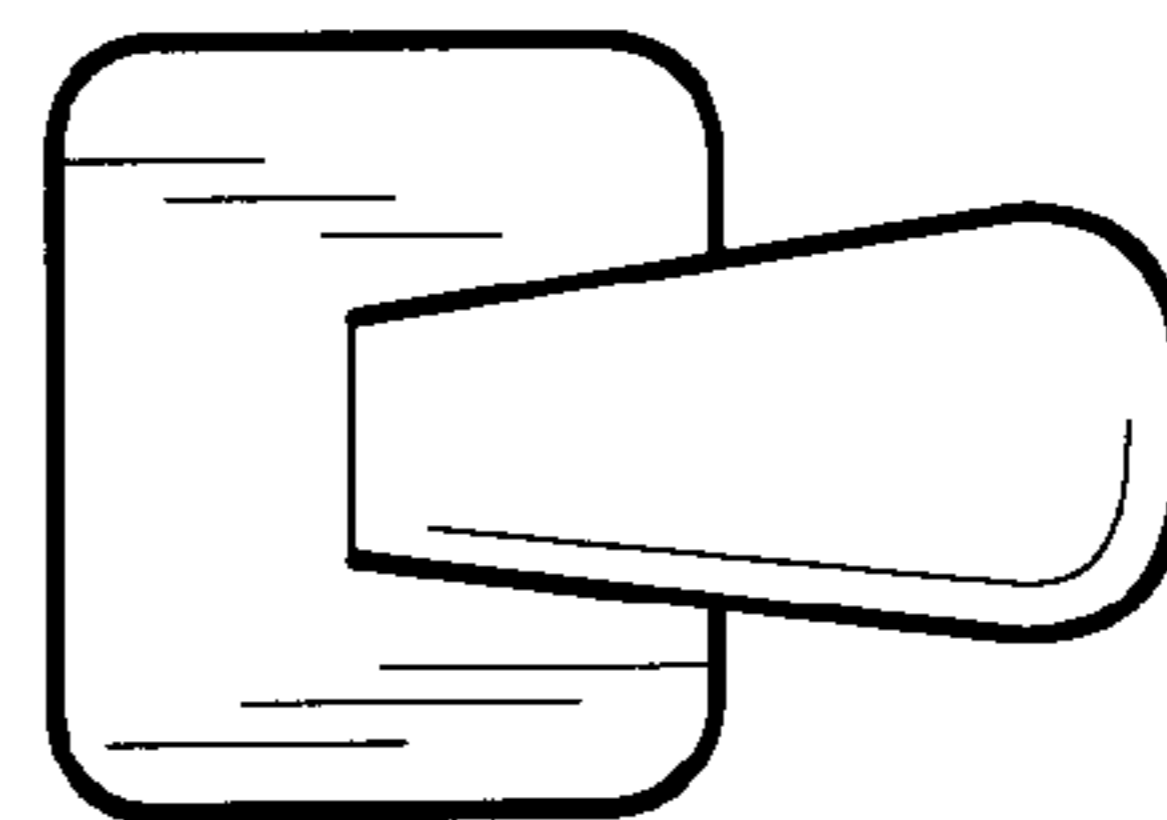
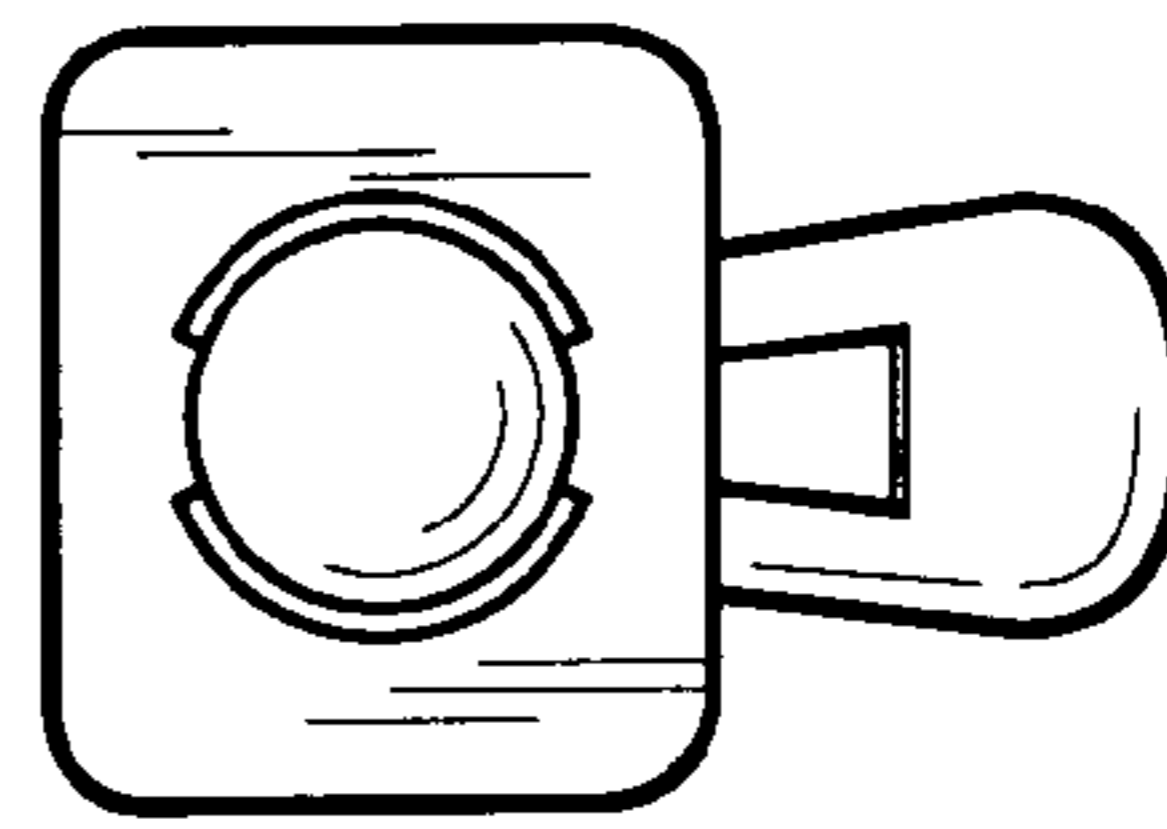


Fig. 3

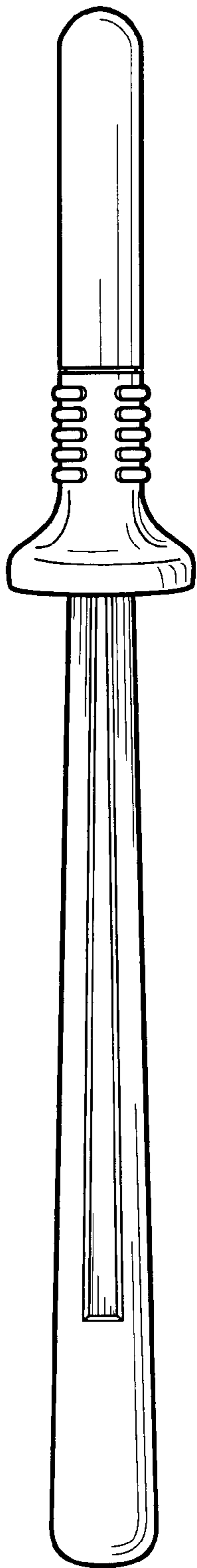


Fig. 4

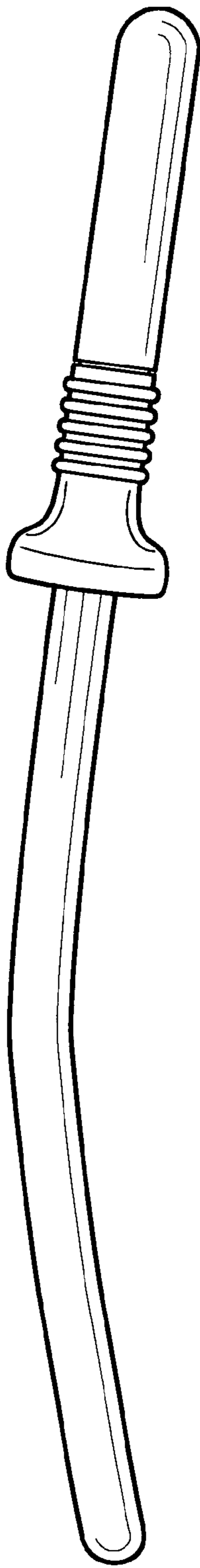


Fig. 5

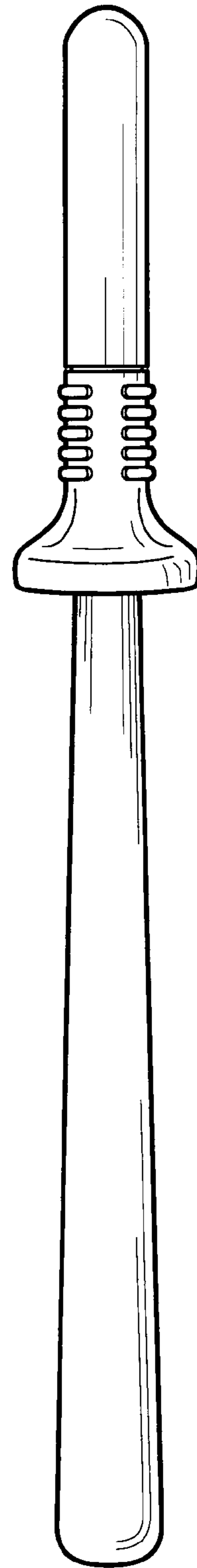


Fig. 6