



US00D524051S

(12) **United States Design Patent**
Krueger

(10) **Patent No.:** **US D524,051 S**

(45) **Date of Patent:** **** Jul. 4, 2006**

(54) **CARRYING KIT**

(75) Inventor: **David Thomas Krueger**, Sylvania, OH (US)

(73) Assignee: **World Prep, INC**, Toledo, OH (US)

(**) Term: **14 Years**

(21) Appl. No.: **29/179,732**

(22) Filed: **Apr. 15, 2003**

(51) **LOC (8) Cl.** **03-01**

(52) **U.S. Cl.** **D3/303**

(58) **Field of Classification Search** D3/303,
D3/232, 233, 243, 247, 201, 215, 234, 203,
D3/224, 226; 150/106, 112; 224/240, 245,
224/901, 904

See application file for complete search history.

(56) **References Cited**

U.S. PATENT DOCUMENTS

D241,189 S	*	8/1976	Clark	D3/227
D329,327 S	*	9/1992	Holtzclaw, Jr.	D3/262
D398,445 S	*	9/1998	Smith	D3/226
D416,676 S	*	11/1999	Fitzgerald	D3/226
D425,699 S	*	5/2000	Lau	D3/226

D456,989 S	*	5/2002	Carothers et al.	D3/226
D485,982 S	*	2/2004	Merkel et al.	D3/226
6,925,691 B1	*	8/2005	Bristel	24/673

* cited by examiner

Primary Examiner—Louis S. Zarfaz

Assistant Examiner—Kathleen Sims

(74) *Attorney, Agent, or Firm*—Donald K. Wedding

(57) **CLAIM**

The ornamental design for a carrying kit, as shown and described.

DESCRIPTION

FIG. 1 is a perspective view of my design for a carrying kit. FIG. 2 is an open front interior view of the design shown in FIG. 1

FIG. 3 is an open back exterior view of the design shown in FIG. 1

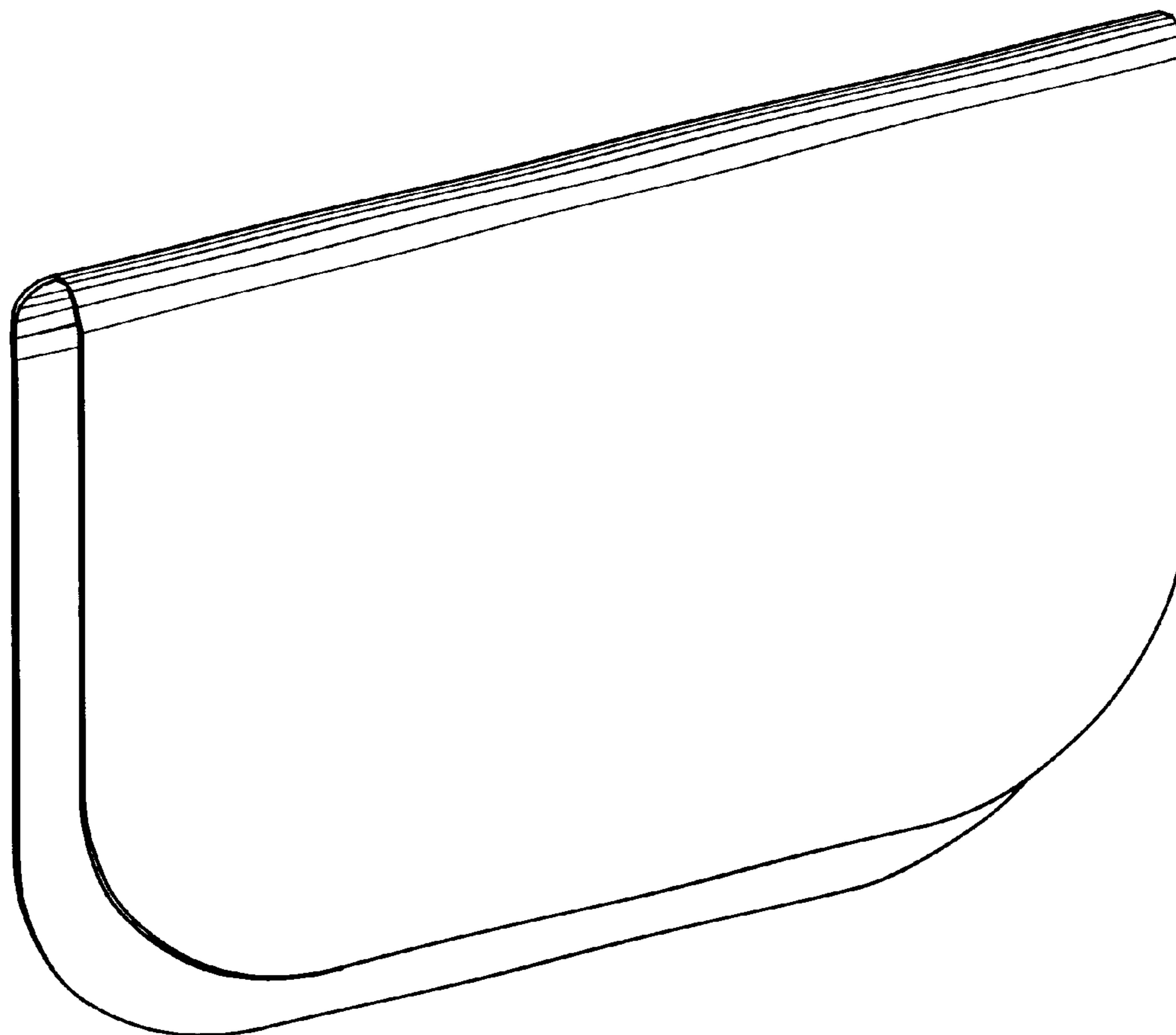
FIG. 4 is a front closed view of the design shown in FIG. 1

FIG. 5 is a back closed view of the design shown in FIG. 1

FIG. 6 is a closed left side view of the design shown in FIG. 1; and,

FIG. 7 is a closed right side view of the design shown in FIG. 1.

1 Claim, 5 Drawing Sheets



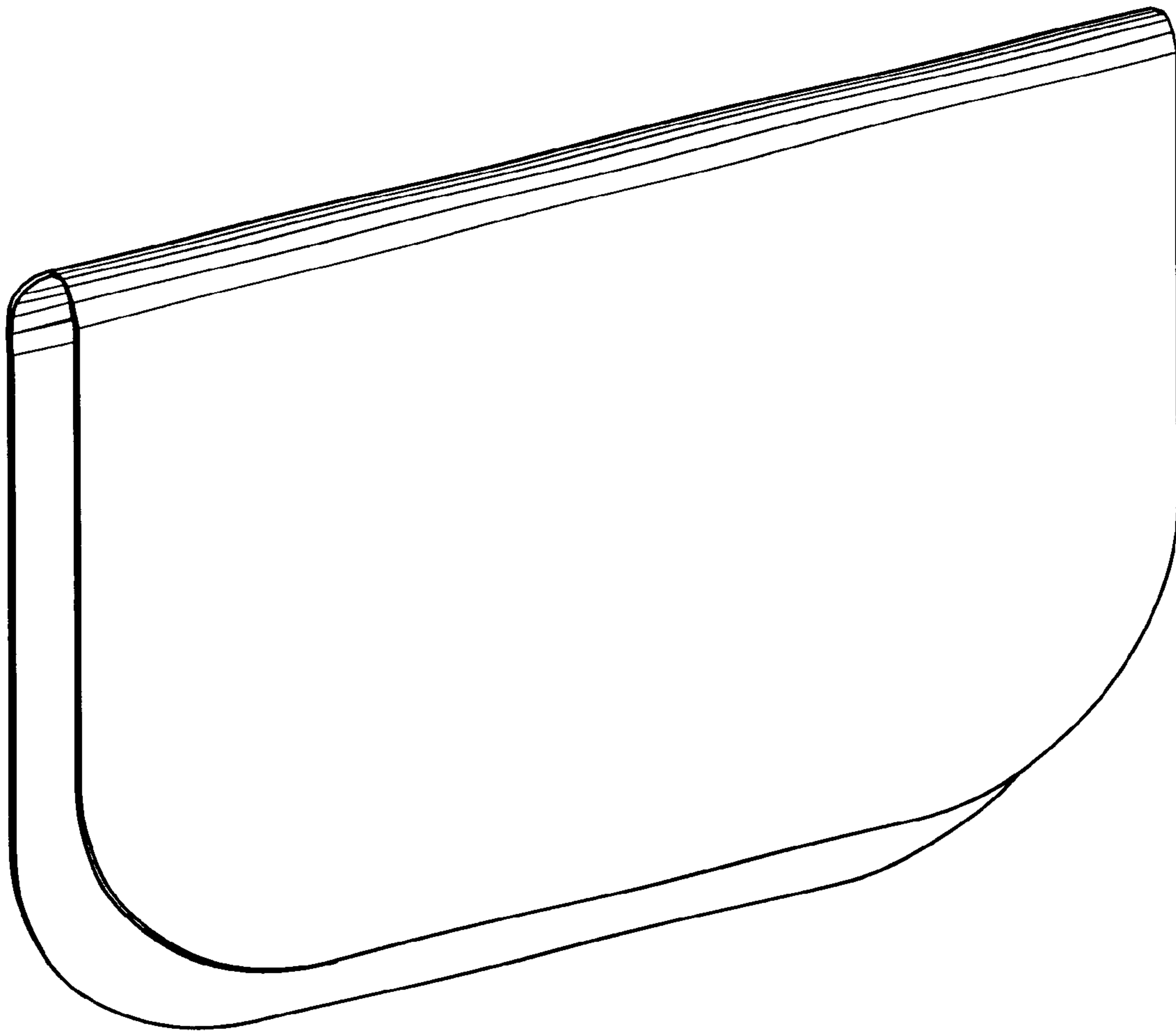


FIGURE 1




FIGURE 2




FIGURE 3




FIGURE 4




FIGURE 5

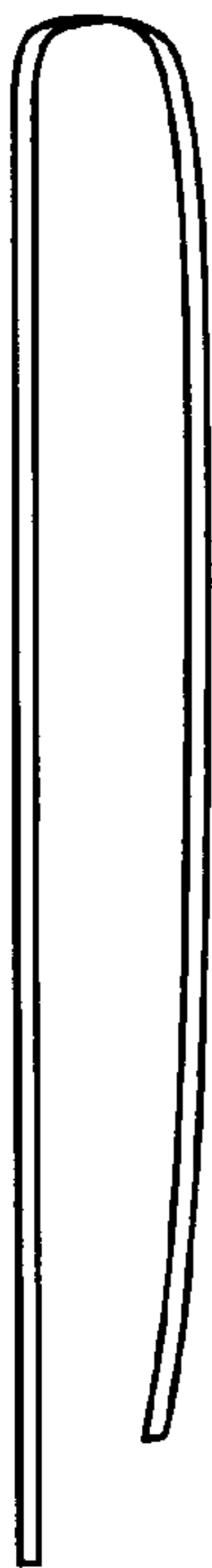


FIGURE 6

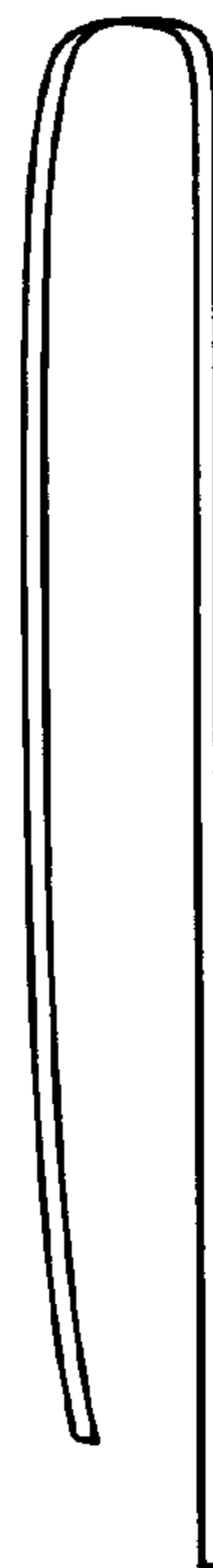


FIGURE 7