



US00D524046S

(12) **United States Design Patent** (10) **Patent No.:** **US D524,046 S**
Pangerc et al. (45) **Date of Patent:** **** Jul. 4, 2006**

(54) **STORAGE CONTAINER**

5,687,849 A 11/1997 Borenstein et al.

(75) Inventors: **James E Pangerc**, Parkville, MD (US);
David L Wikle, York, PA (US)

(Continued)

FOREIGN PATENT DOCUMENTS

(73) Assignee: **Black & Decker Inc.**, Newark, DE (US)

DE	1037956	2/1959
DE	1059368	12/1959
DE	1895600	5/1964
DE	2008963	9/1971
DE	GM7721646	1/1979
DE	2461766 C3	5/1982
DE	G8304781.6	6/1983
DE	G8314923.6	9/1983
DE	215290	11/1984
DE	G8514919.5	8/1985
DE	3837829 C1	10/1989
DE	G9310875.3	6/1994
DE	29618465 U1	2/1997
DE	19612149 C1	7/1997
DE	29710394 U1	9/1997
DE	19611301 C2	10/1999
DE	29913188 U1	12/1999
DE	20119665	3/2002
EP	0199080 B1	3/1986

(**) Term: **14 Years**

(21) Appl. No.: **29/225,094**

(22) Filed: **Mar. 10, 2005**

Related U.S. Application Data

(62) Division of application No. 29/199,721, filed on Feb. 18, 2004.

(51) **LOC (8) Cl.** **03-01**

(52) **U.S. Cl.** **D3/273; D3/905**

(58) **Field of Classification Search** D3/273,
D3/276, 282, 294, 295, 905; 206/349, 372,
206/373; 312/902

See application file for complete search history.

Primary Examiner—Philip S. Hyder

(74) *Attorney, Agent, or Firm*—Harness, Dickey & Pierce, P.L.C.

(56) **References Cited**

U.S. PATENT DOCUMENTS

1,013,576 A	1/1912	Wermerskirchen	
RE13,408 E	4/1912	Sine	
2,403,825 A	7/1946	Nissenbaum	
2,564,601 A	8/1951	Huot	
2,568,089 A	9/1951	Pendleton	
2,589,234 A	3/1952	Drohman	
3,018,876 A	1/1962	Huot	
3,074,539 A	1/1963	Rogovin	
4,006,821 A	2/1977	Sautter	
D266,115 S	9/1982	Glenn, Sr. et al.	
4,660,719 A	4/1987	Peterson et al.	
4,848,585 A	7/1989	Snyder	
D317,380 S	6/1991	Snyder	
5,186,339 A	2/1993	Heissler	
D334,534 S	4/1993	Friz et al.	
D345,650 S *	4/1994	Boyd	D3/294
D374,988 S *	10/1996	Hillinger	D3/294
D382,115 S *	8/1997	Chang	D3/282


(57) **CLAIM**

The ornamental design for a storage container, as shown and described.

DESCRIPTION

FIG. 1 is a front right perspective view of a storage container;
 FIG. 2 is a front left perspective view thereof;
 FIG. 3 is a front plan view thereof;
 FIG. 4 is a rear plan view thereof;
 FIG. 5 is a top view thereof;
 FIG. 6 is a bottom view thereof;
 FIG. 7 is a right side view thereof; and,
 FIG. 8 is a left side view thereof.
 The broken line portions of the disclosure are for illustrative purposes only and form no part of the claimed design.

1 Claim, 3 Drawing Sheets



US D524,046 S

Page 2

U.S. PATENT DOCUMENTS

5,746,316 A	5/1998	La Barre		6,415,922 B1	7/2002	Lee	
5,813,533 A	9/1998	Knoblauch		D467,078 S	* 12/2002	Snider D3/294
D418,977 S	* 1/2000	Streich D3/273	6,508,360 B1	1/2003	Chen	
D431,359 S	10/2000	Lapidus		6,547,074 B1	4/2003	Chen	
D436,441 S	1/2001	Lapidus		6,547,077 B1	4/2003	Budert	
D437,684 S	* 2/2001	Streich D3/273	D477,714 S	* 7/2003	Cunningham et al. D3/273
D446,018 S	8/2001	Streich et al.		D478,209 S	* 8/2003	Chen D3/282
D449,931 S	* 11/2001	Snider D3/294	D481,868 S	* 11/2003	Cunningham et al. D3/273

* cited by examiner

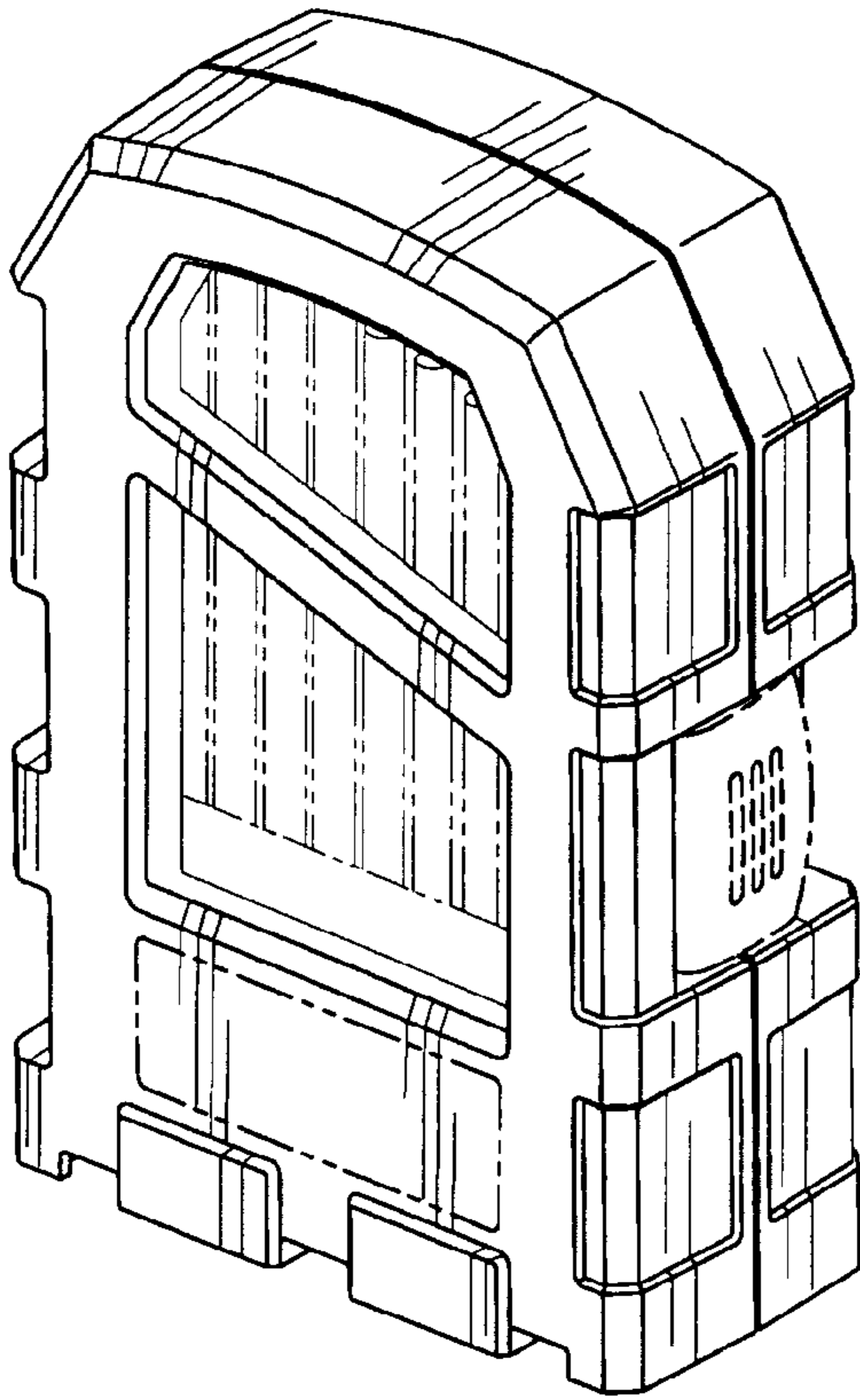
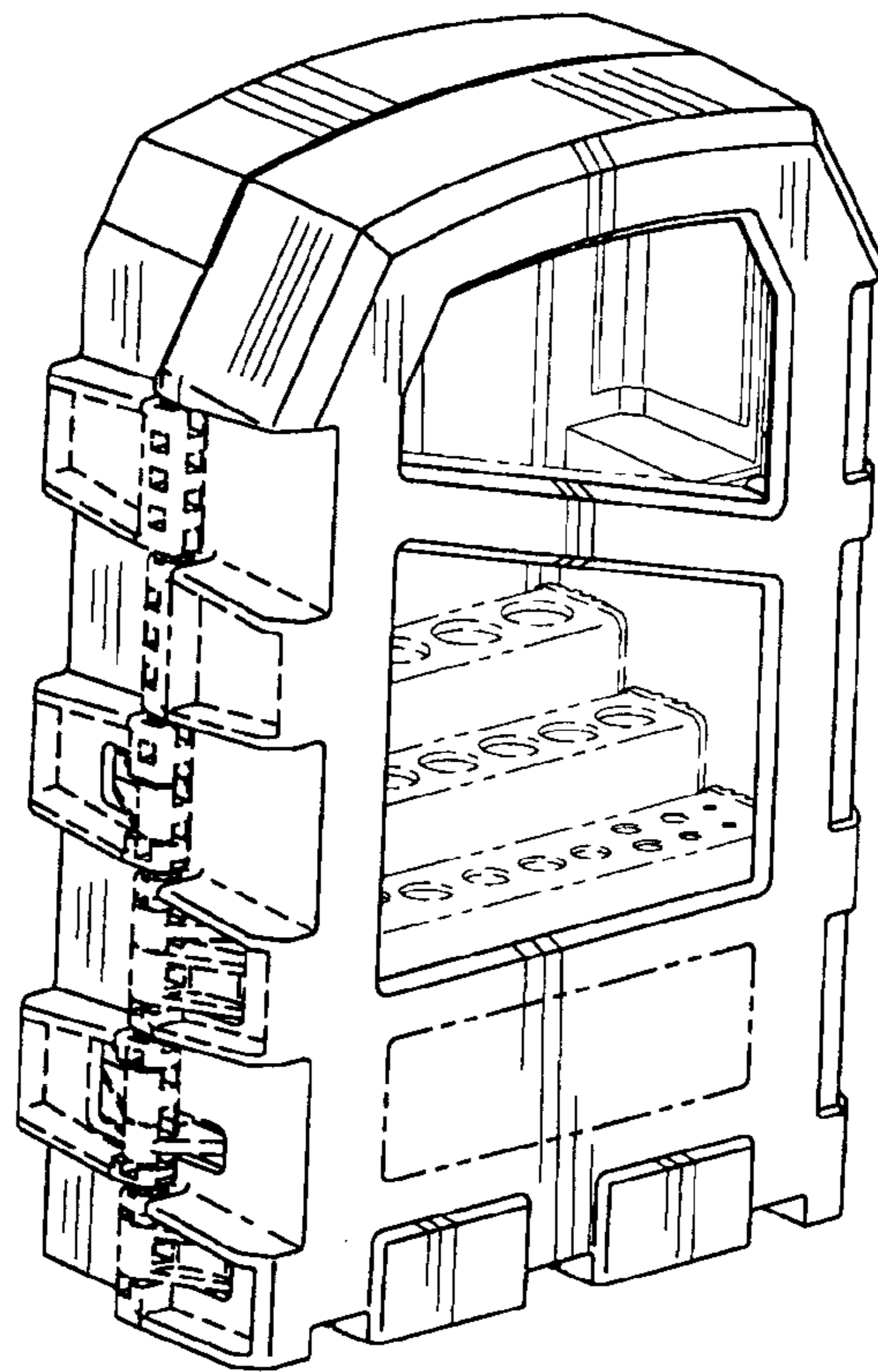


Fig-1

Fig-2



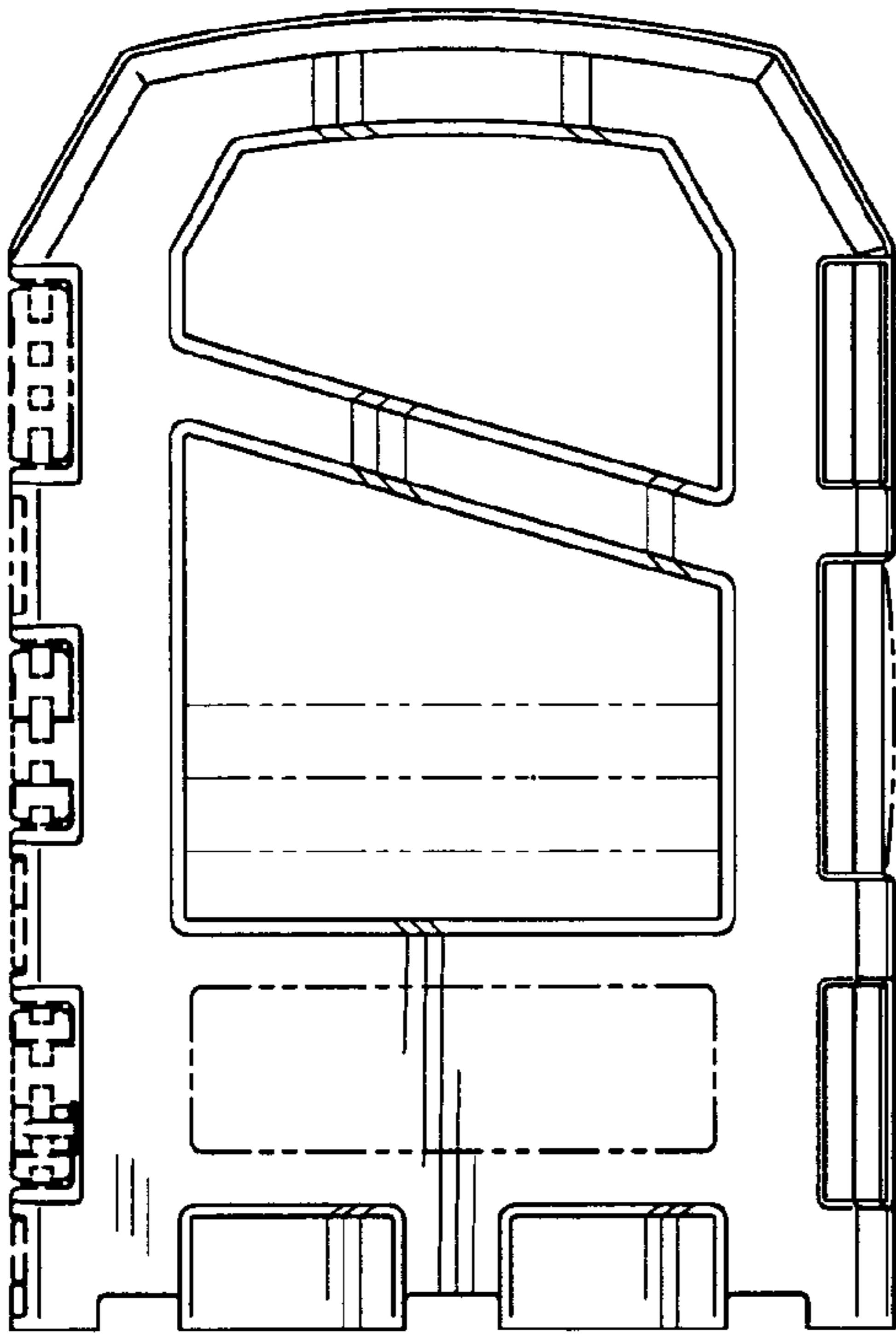


Fig-3

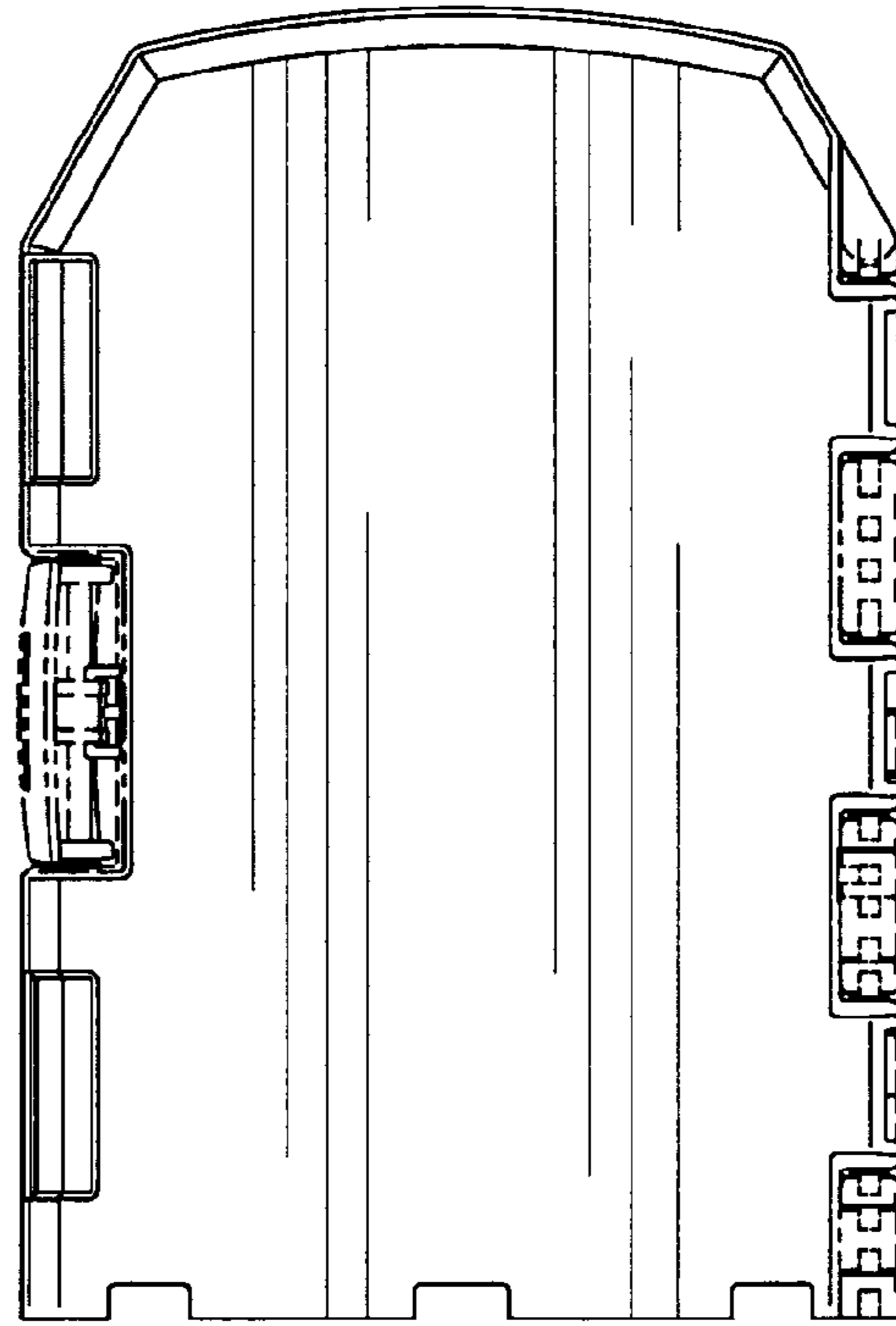


Fig-4

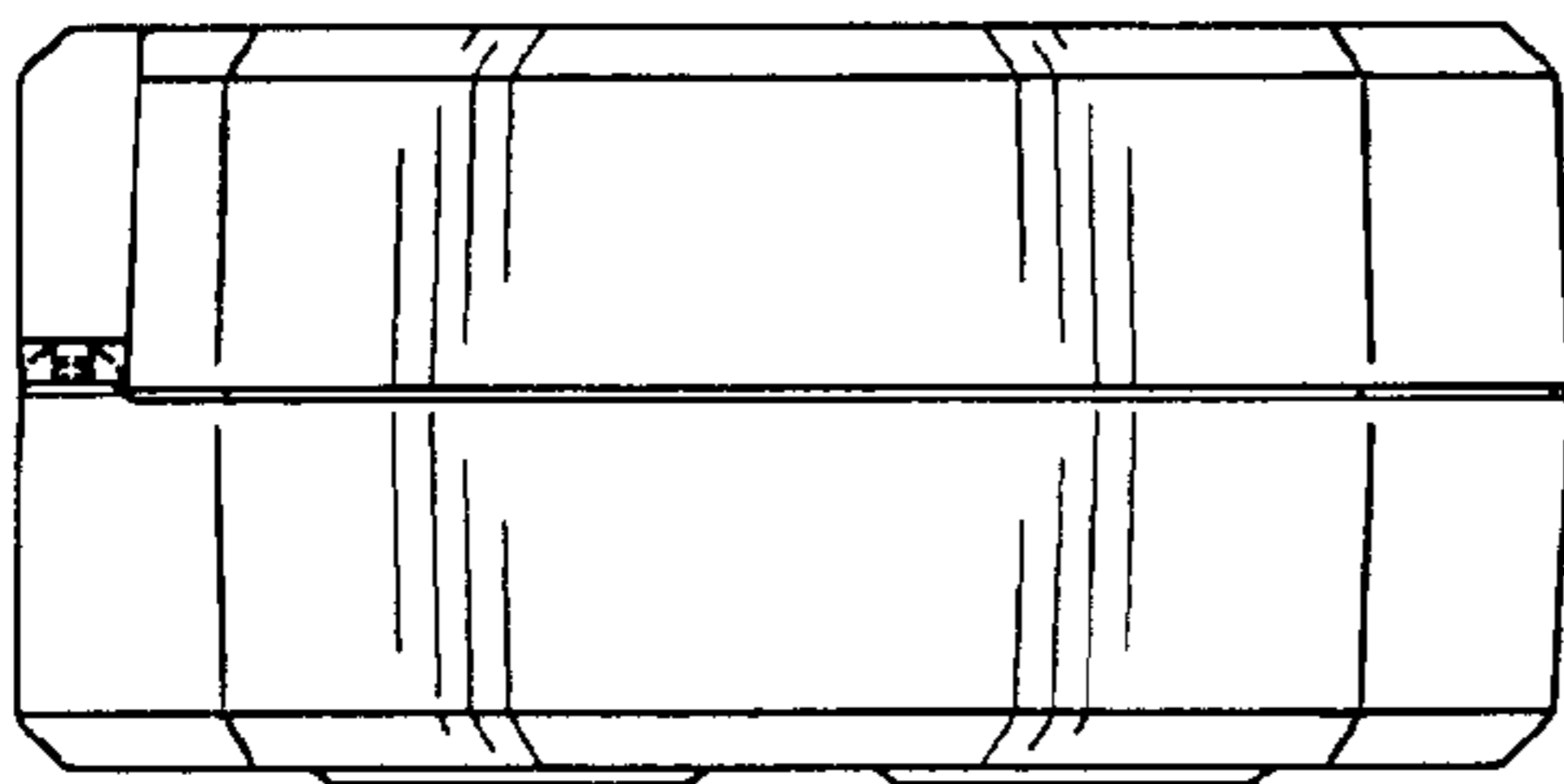


Fig-5

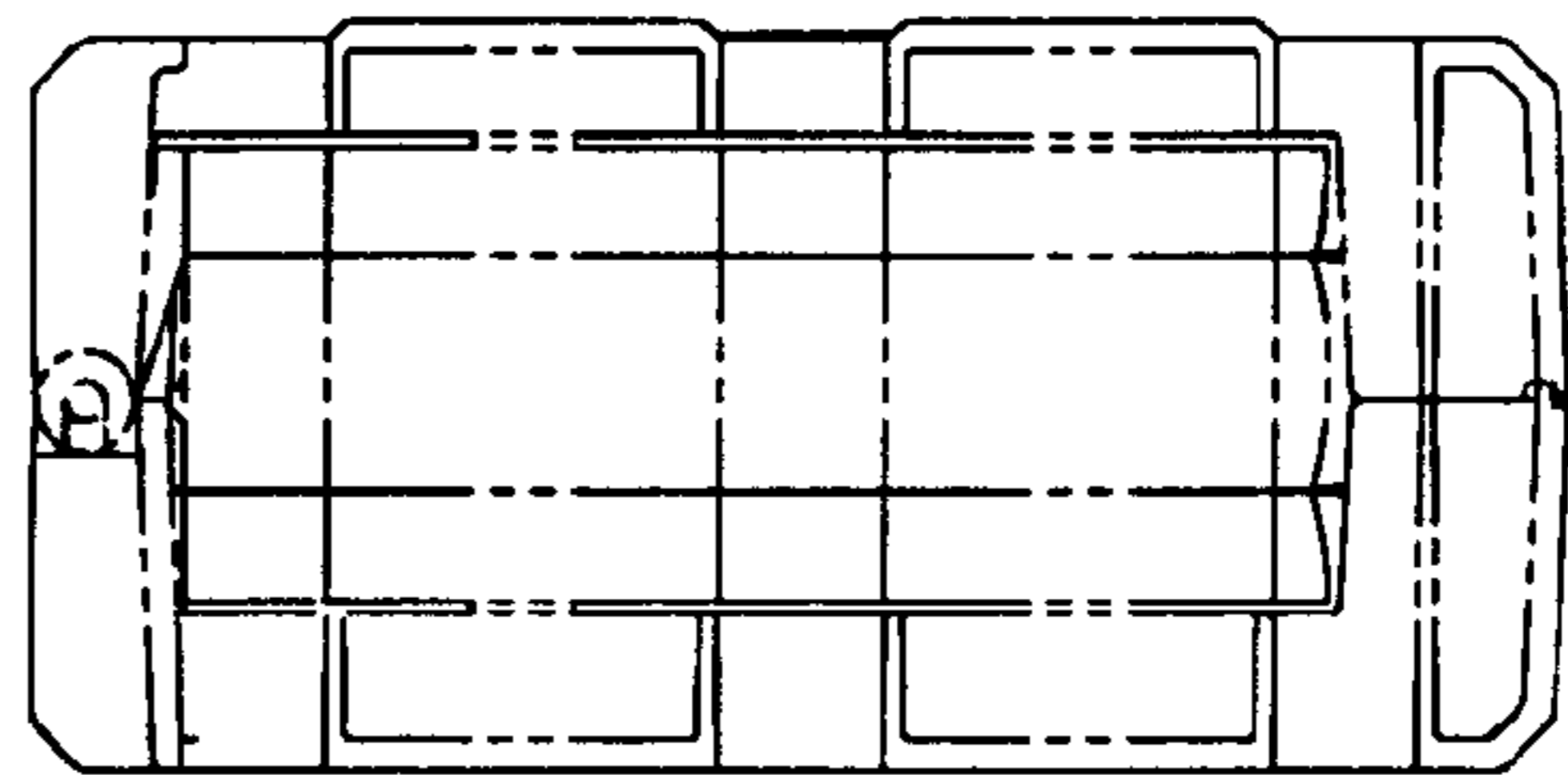


Fig-6

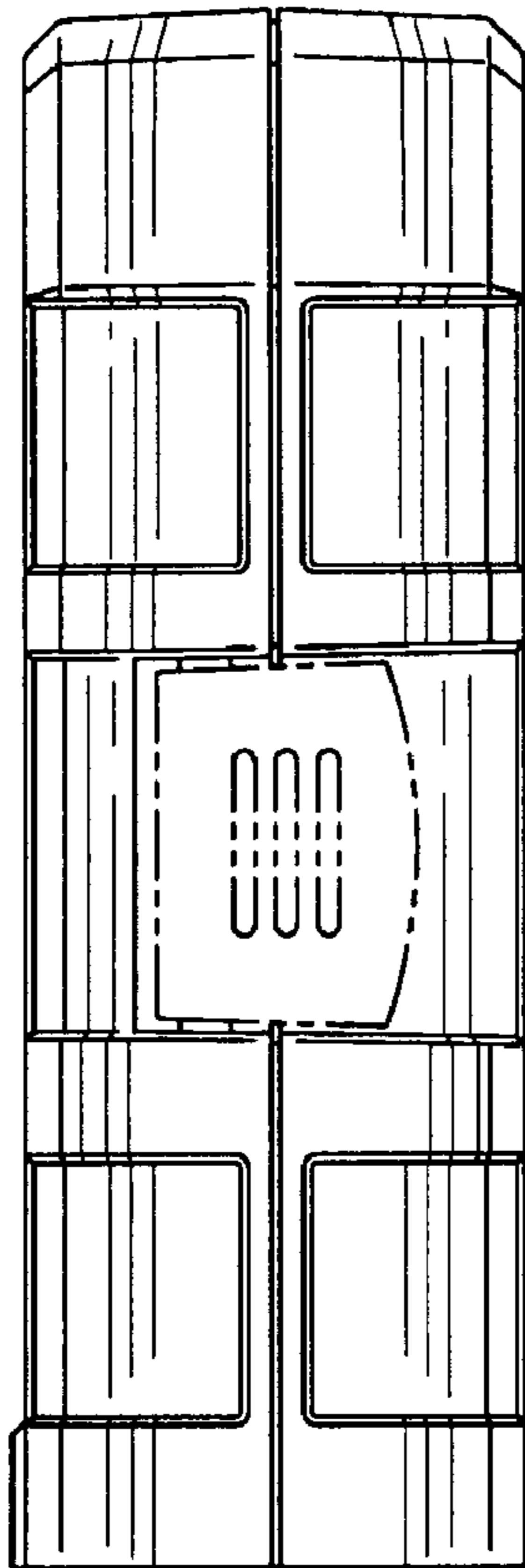


Fig-7

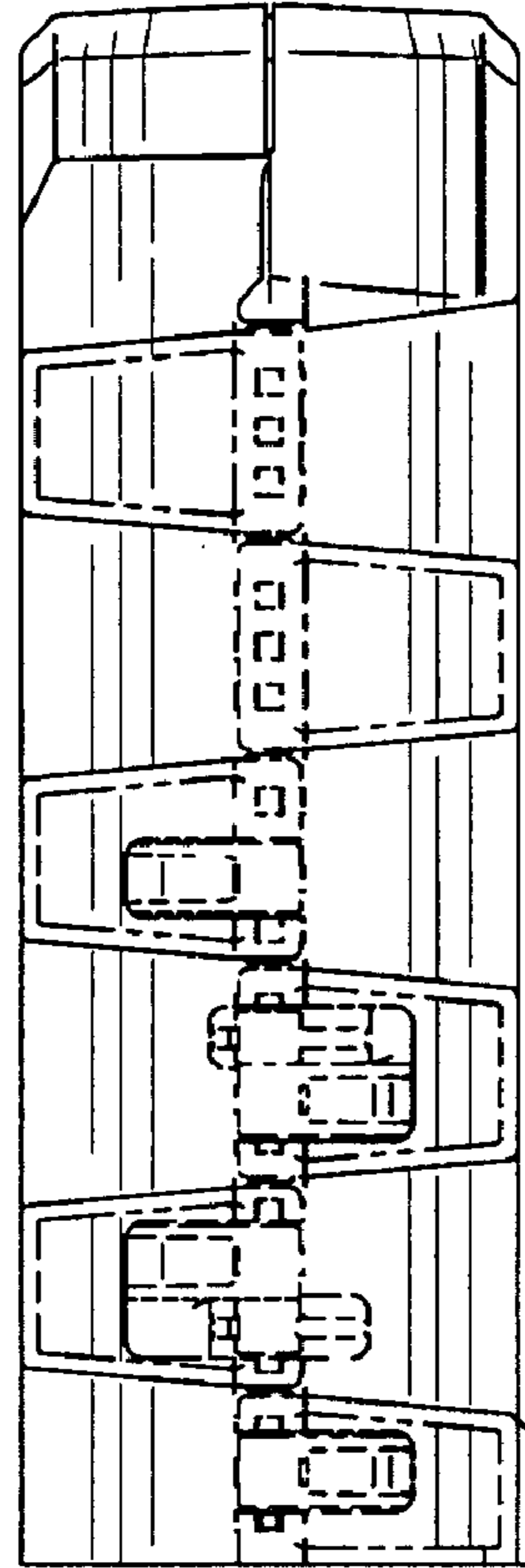


Fig-8