

US00D524045S

(12) **United States Design Patent**
Handley

(10) **Patent No.:** **US D524,045 S**

(45) **Date of Patent:** **** Jul. 4, 2006**

(54) **HANDBAG**

(76) **Inventor:** **Susan V. Handley**, 4875 Kapaka Rd.,
Princeville, HI (US) 96722

(**) **Term:** **14 Years**

(21) **Appl. No.:** **29/242,013**

(22) **Filed:** **Nov. 4, 2005**

(51) **LOC (8) Cl.** **03-01**

(52) **U.S. Cl.** **D3/243**

(58) **Field of Classification Search** D3/201,
D3/205, 206, 230, 232, 233, 234, 237, 238,
D3/239, 240, 241, 243, 245, 246, 247, 248,
D3/249, 254, 262, 276, 283, 287, 289, 296,
D3/303, 318, 326, 327, 900, 901, 902, 903,
D3/904; 150/100, 101, 104, 105, 107, 108,
150/110, 114, 118, 119, 120, 121, 122, 123,
150/124; 190/1, 24, 903; 383/907; 224/578,
224/579; 24/265 H

See application file for complete search history.

(56) **References Cited**

U.S. PATENT DOCUMENTS

1,739,634	A	*	12/1929	Freidman	150/101
2,499,332	A	*	2/1950	Schiff	150/107
D202,860	S		11/1965	Terrence		
D222,405	S	*	10/1971	Wolf	D3/249
D222,406	S		10/1971	Krifchin		
D230,101	S	*	1/1974	Green	D3/303
D263,649	S		4/1982	Schimmel		
D275,910	S		10/1984	Schimmel		

D324,770	S		3/1992	Dixsaut		
D324,771	S		3/1992	Dixsaut		
D384,812	S		10/1997	Heffelfinger		
D406,457	S		3/1999	De Baschmakoff		
D422,405	S	*	4/2000	du Sartel	D3/245
D492,479	S		7/2004	Hanley		
D498,360	S		11/2004	de Baschmakoff		
D502,314	S	*	3/2005	Cassegrain	D3/246

* cited by examiner

Primary Examiner—Louis S. Zarfes

Assistant Examiner—Monica A. Weingart

(74) *Attorney, Agent, or Firm*—Cowan Liebowitz & Latman PC; Mark Montague

(57) **CLAIM**

The ornamental design for a handbag, as shown and described.

DESCRIPTION

FIG. 1 is front perspective view of a handbag showing my new design;

FIG. 2 is a front elevational view thereof;

FIG. 3 is a top plan view thereof;

FIG. 4 is a bottom plan view thereof;


FIG. 5 is a left side elevational view thereof;

FIG. 6 is a right side elevational view thereof; and,

FIG. 7 is a rear elevational view thereof.

The broken line showing, of a strap in FIG. 1, is for illustrative purposes only and forms no part of the claimed design.

1 Claim, 2 Drawing Sheets






FIG.1

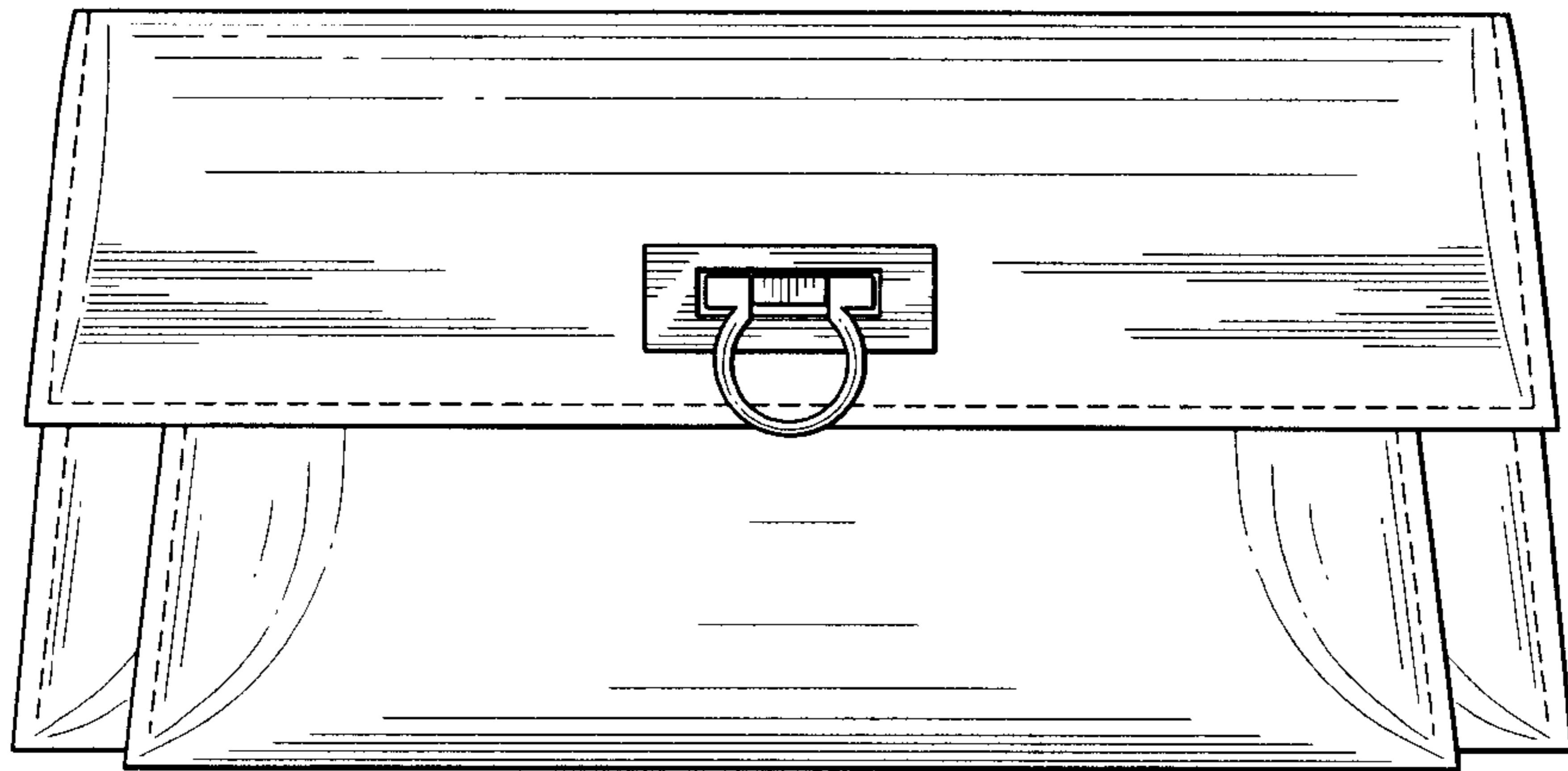


FIG.2

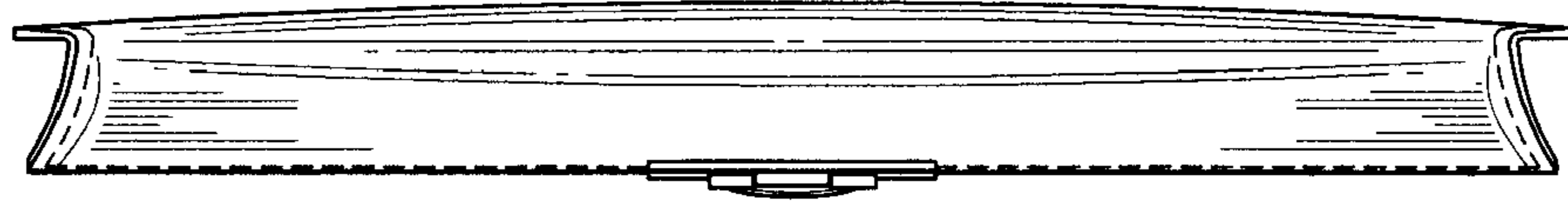


FIG. 3

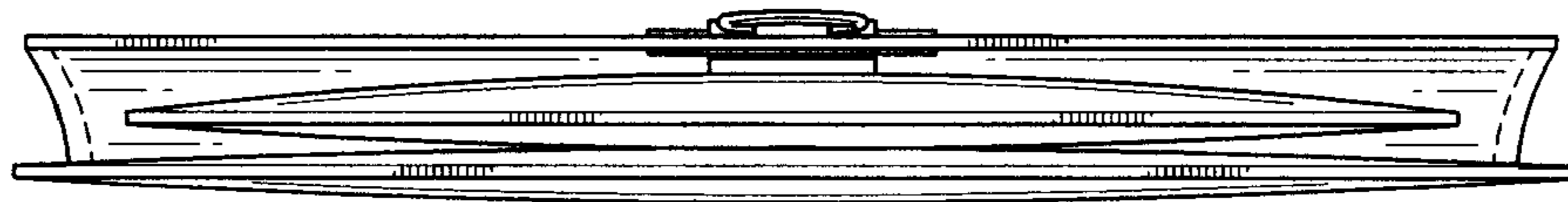


FIG. 4

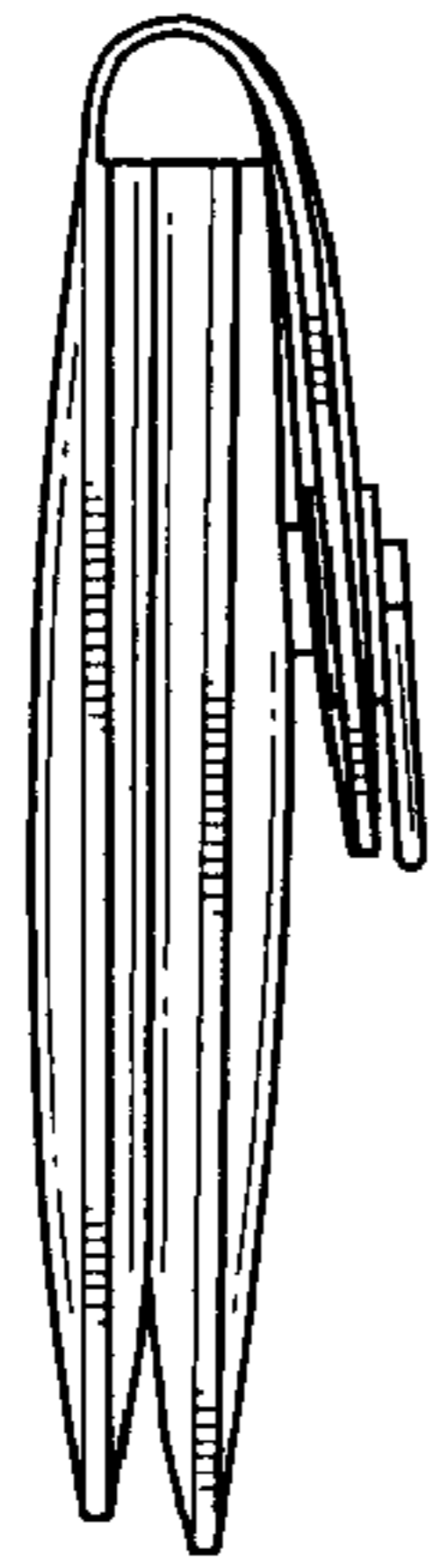


FIG. 5



FIG. 6




FIG. 7