



US00D524041S

(12) **United States Design Patent**  
**Harris**

(10) **Patent No.:** **US D524,041 S**

(45) **Date of Patent:** **\*\* Jul. 4, 2006**

(54) **CELLULAR TELEPHONE CARRYING UNIT**

(76) **Inventor:** **Alberlynnne Diedre Harris**, 13116  
Arcturus Ave., Gardena, CA (US) 90249

(\*\*) **Term:** **14 Years**

(21) **Appl. No.:** **29/211,780**

(22) **Filed:** **Aug. 21, 2004**

(51) **LOC (8) Cl.** ..... **03-01**

(52) **U.S. Cl.** ..... **D3/218**

(58) **Field of Classification Search** ..... D3/218,  
D3/215, 219; D2/700-720, 844, 845; D14/250-251;  
379/453-455; 224/904, 901, 240-241, 245,  
224/660, 680

See application file for complete search history.

(56) **References Cited**

**U.S. PATENT DOCUMENTS**

2,479,246 A \* 8/1949 Lupo ..... D2/720  
D159,156 S \* 6/1950 Kelly et al. .... D2/700  
2,921,457 A \* 1/1960 Evans ..... D2/715

D316,924 S \* 5/1991 Berberian ..... D2/840  
D444,291 S \* 7/2001 Poradzisz ..... D2/844  
D480,557 S \* 10/2003 Kohli et al. .... D3/218  
D495,874 S \* 9/2004 Kamiya ..... D3/218  
D499,309 S \* 12/2004 Hicks ..... D2/847  
D500,203 S \* 12/2004 Kim ..... D3/218

\* cited by examiner

*Primary Examiner*—Catherine R. Oliver

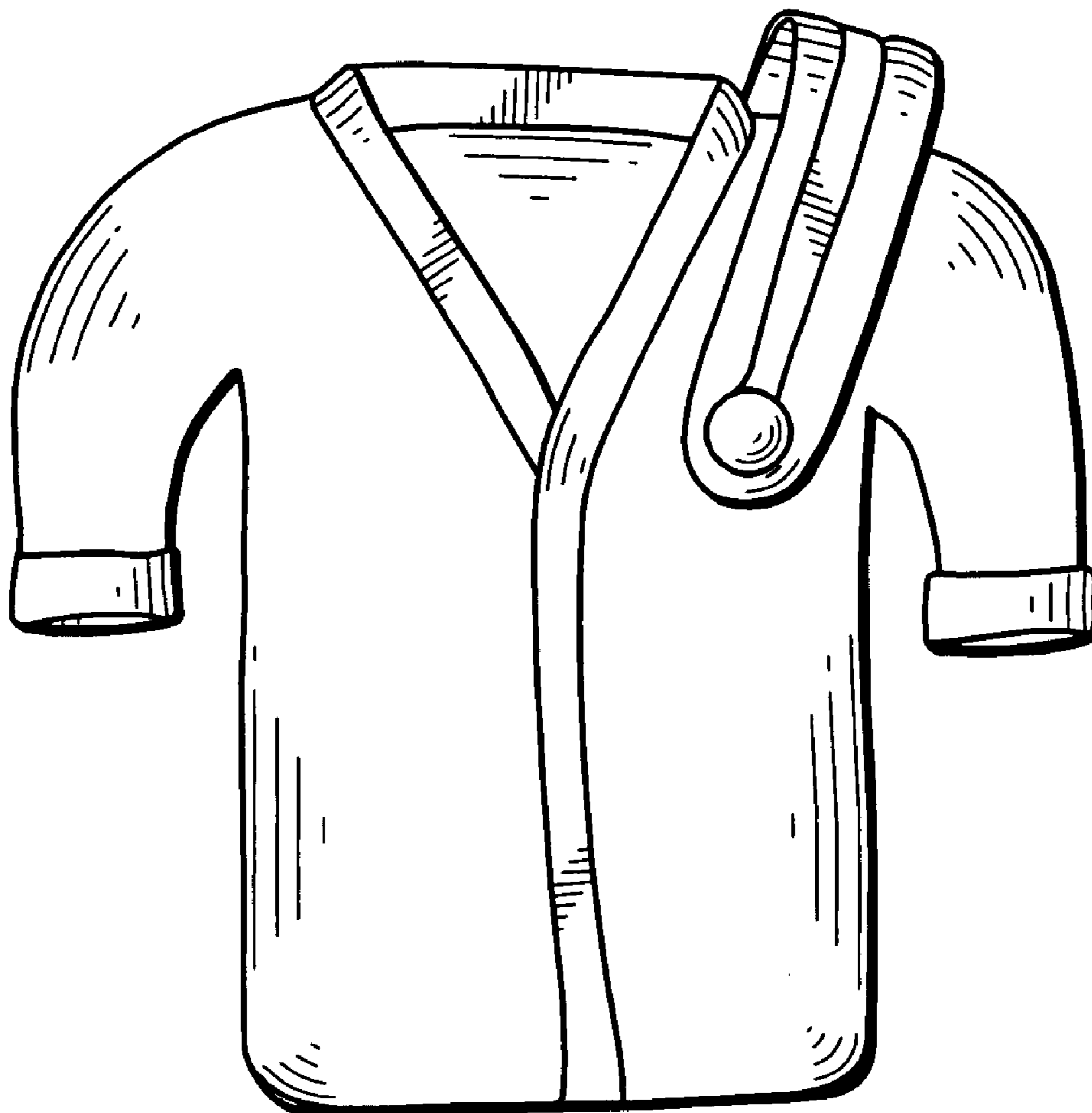
(57) **CLAIM**

The ornamental design for a cellular telephone carrying unit,  
as shown and described.

**DESCRIPTION**

FIG. 1 is a front perspective view of a cellular telephone carrying unit showing my new design;  
FIG. 2 is a rear perspective view thereof;  
FIG. 3 is a top plan view thereof;  
FIG. 4 is a side perspective view thereof; and,  
FIG. 5 is a bottom plan view.

**1 Claim, 2 Drawing Sheets**



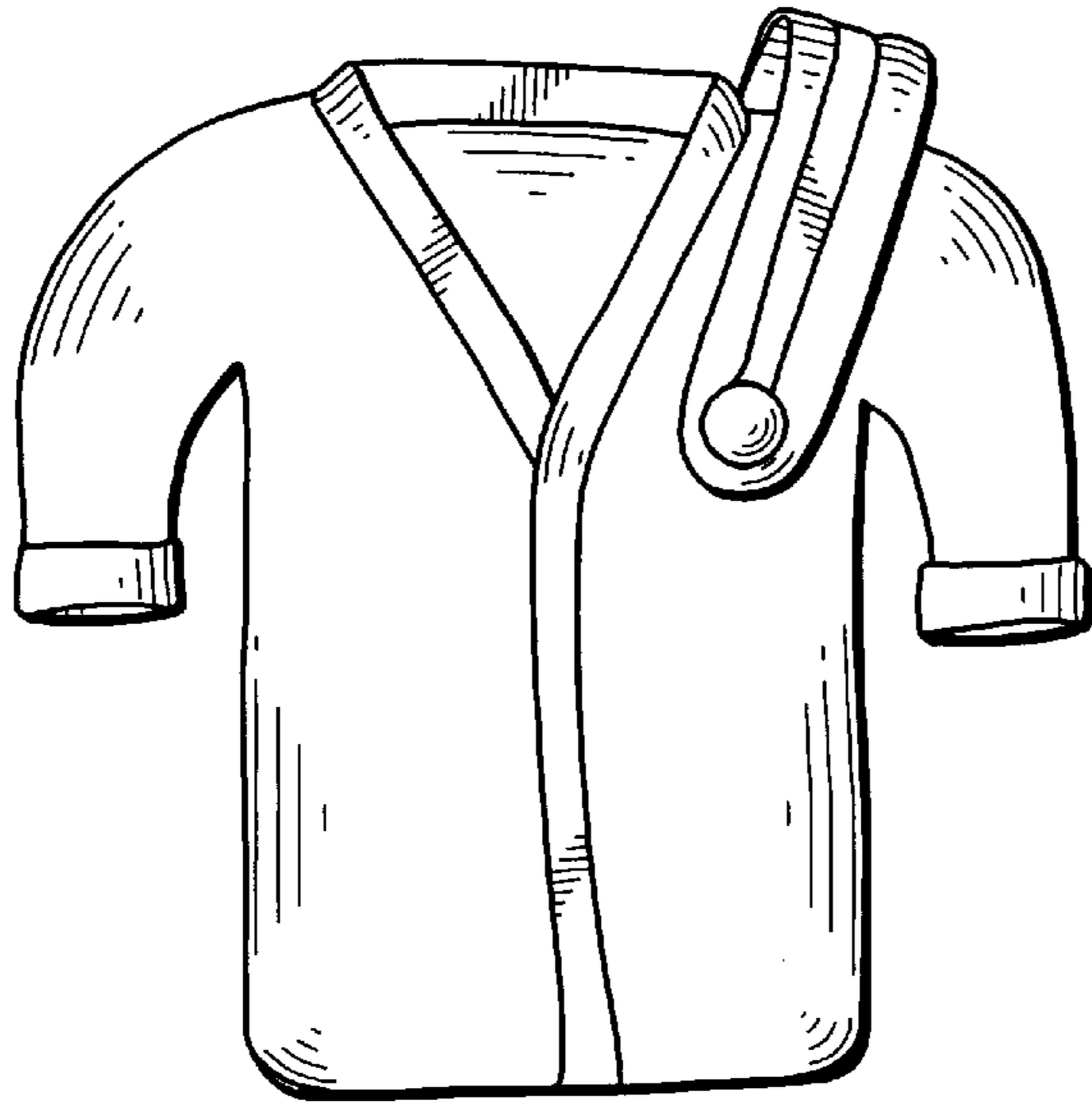


FIG. 1

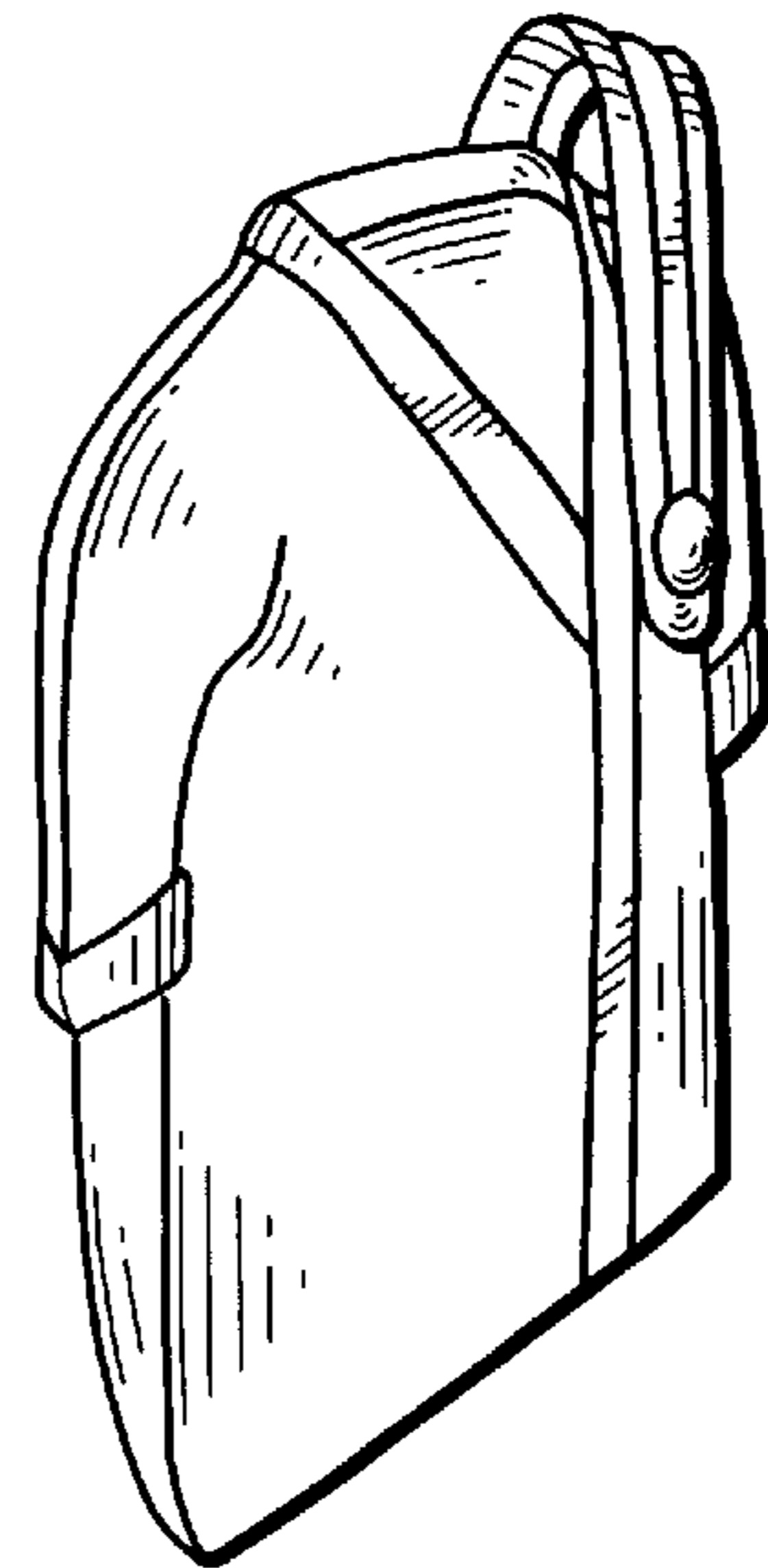
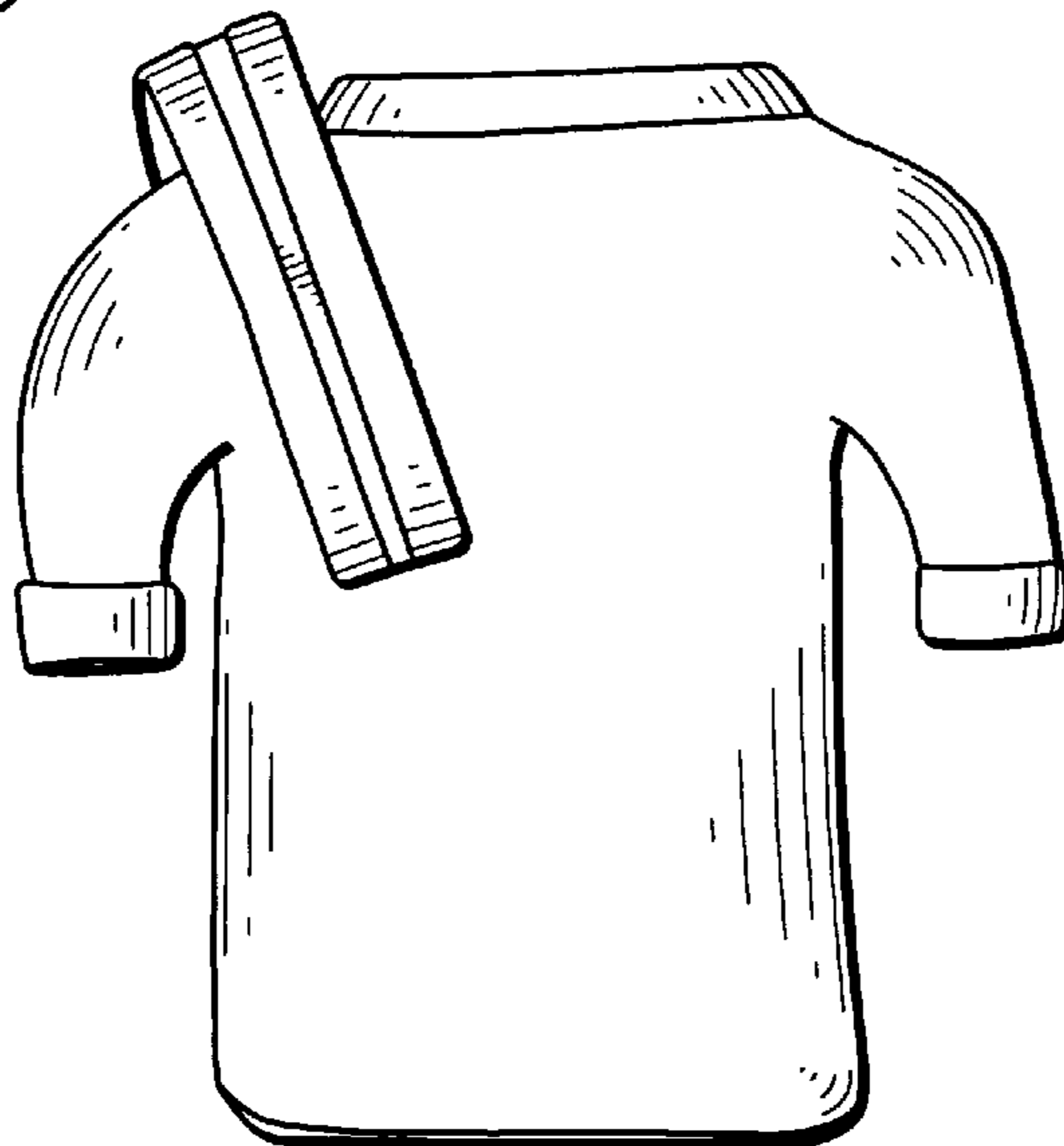


FIG. 2

FIG. 3






FIG. 4

FIG. 5

