



US00D524034S

(12) **United States Design Patent**
Hlavacs

(10) **Patent No.:** **US D524,034 S**

(45) **Date of Patent:** **** Jul. 4, 2006**

(54) **PORTION OF A SHOE MIDSOLE**
(75) Inventor: **John Hlavacs**, Portland, OR (US)
(73) Assignee: **Nike, Inc.**, Beaverton, OR (US)
(**) Term: **14 Years**

D410,964 S * 6/1999 Wilborn et al. D2/972
D411,247 S * 6/1999 Lavertue et al. D2/972
D411,910 S 7/1999 Cessor
D414,597 S * 10/1999 Marvin et al. D2/972
D419,284 S * 1/2000 Dolinsky D2/972
D463,905 S * 10/2002 Marvin et al. D2/977
D474,581 S 5/2003 Cooper
D475,509 S 6/2003 Avar
D490,232 S 5/2004 Kuerbis

(21) Appl. No.: **29/217,763**
(22) Filed: **Nov. 23, 2004**

(51) **LOC (8) Cl.** **02-99**
(52) **U.S. Cl.** **D2/977**
(58) **Field of Classification Search** D2/902,
D2/906-908, 943, 944, 946, 972-974, 977;
36/45, 50.1, 77 M, 77 R, 83, 88, 113, 114,
36/126-131, 27-29, 32 R
See application file for complete search history.

OTHER PUBLICATIONS

Nike Catalog Fall 1998, Published Dec. 1997, p. 23.
Nike Footwear Catalog Late Fall 1998, Published Mar.
1998, p. 6.
Nike Footwear Catalog Spring 2001, Published Jun. 2000, p.
W28.
Nike Footwear Catalog Holiday 2004, Published Mar. 2004,
p. M45.

* cited by examiner

Primary Examiner—Dominic Simone

(74) *Attorney, Agent, or Firm*—Banner & Witcoff, Ltd.

(56) **References Cited**

U.S. PATENT DOCUMENTS

D310,906 S * 10/1990 Hase D2/977
D370,992 S 6/1996 Preskar et al.
D378,012 S 2/1997 Le
D378,472 S 3/1997 Bramani
D384,197 S * 9/1997 Crowley D2/972
D393,341 S 4/1998 Marshall et al.
D393,538 S 4/1998 Marshall
D394,343 S 5/1998 Marshall et al.
D395,738 S * 7/1998 Hatfield et al. D2/977
D395,739 S 7/1998 Mervar
D397,841 S 9/1998 Munns
D399,341 S 10/1998 Munns
D401,747 S 12/1998 Cessor
D402,447 S 12/1998 Munns
D404,556 S * 1/1999 Dolinsky D2/972
D407,540 S * 4/1999 Dolinsky D2/977
D408,618 S * 4/1999 Wilborn et al. D2/972
D410,691 S 6/1999 Boyer

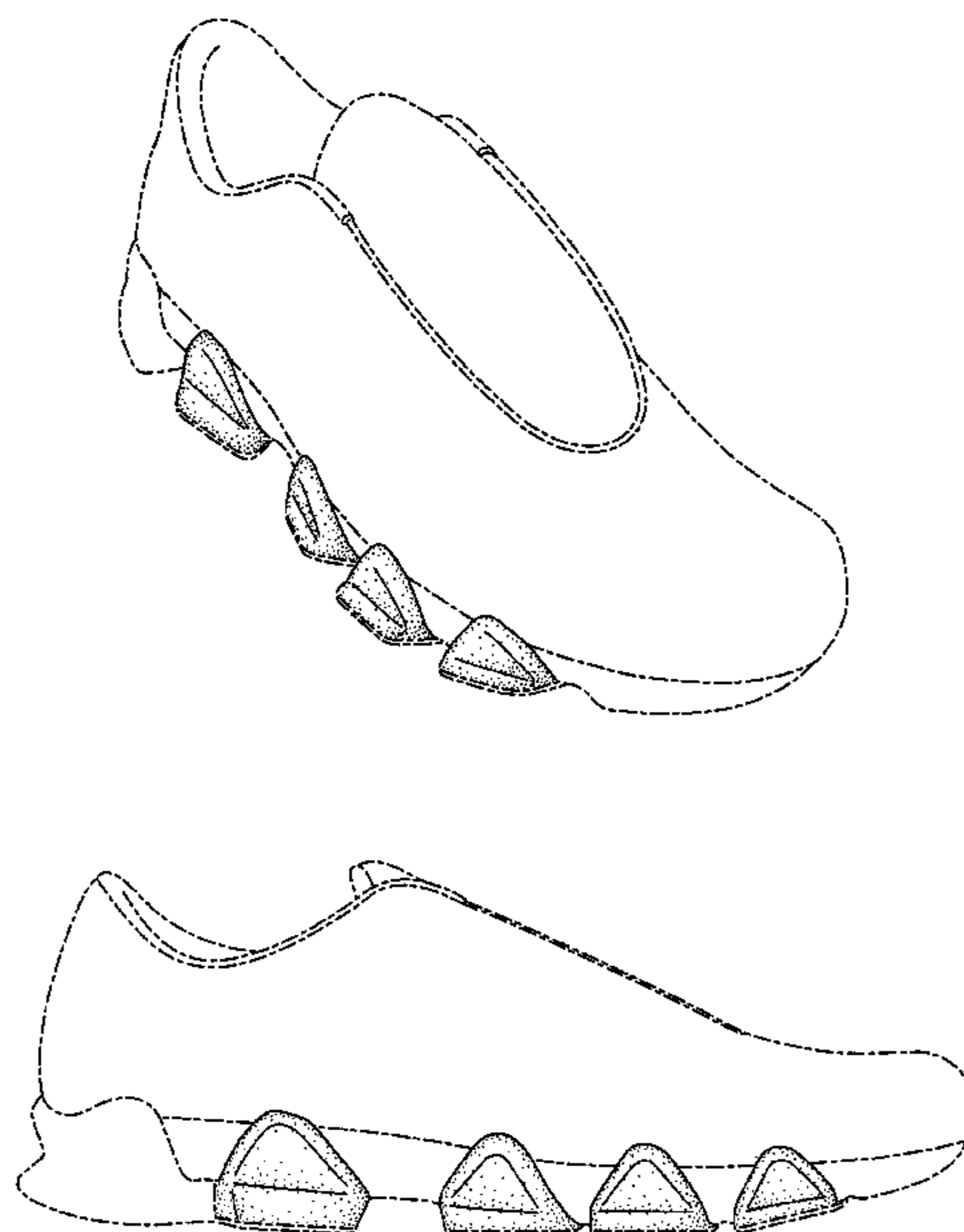
(57) **CLAIM**

The ornamental design for a portion of a shoe midsole, as shown and described.

DESCRIPTION

FIG. 1 is a front perspective view of a portion of a shoe midsole showing my new design; FIG. 2 is a rear perspective view thereof; and, FIG. 3 is a side elevational view thereof. The broken lines immediately adjacent to the shaded areas represent an unclaimed boundary of the design. The broken line showing of the remainder of the shoe is for illustrative purposes only and forms no part of the claimed design.

1 Claim, 3 Drawing Sheets



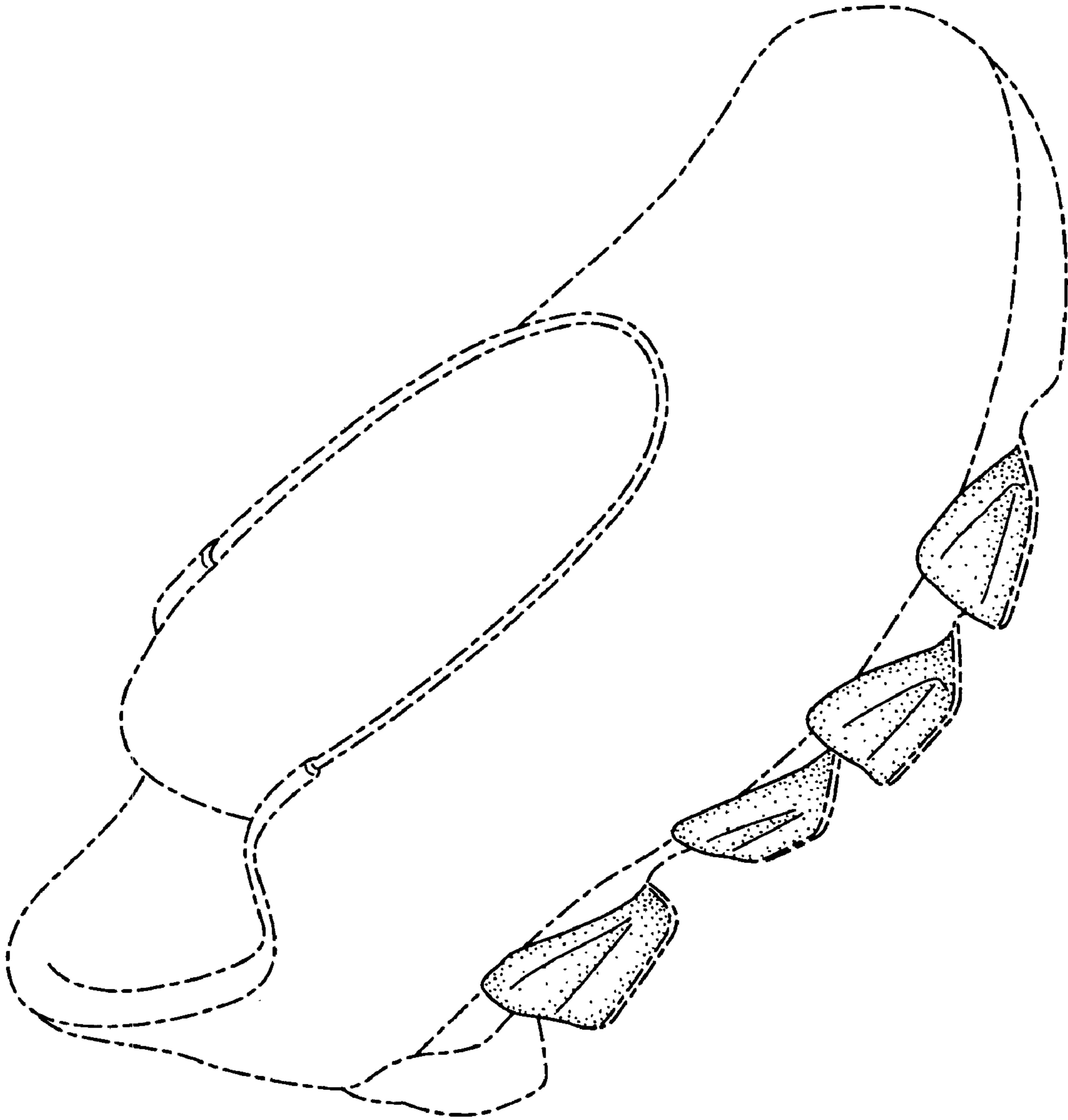


FIG. 1

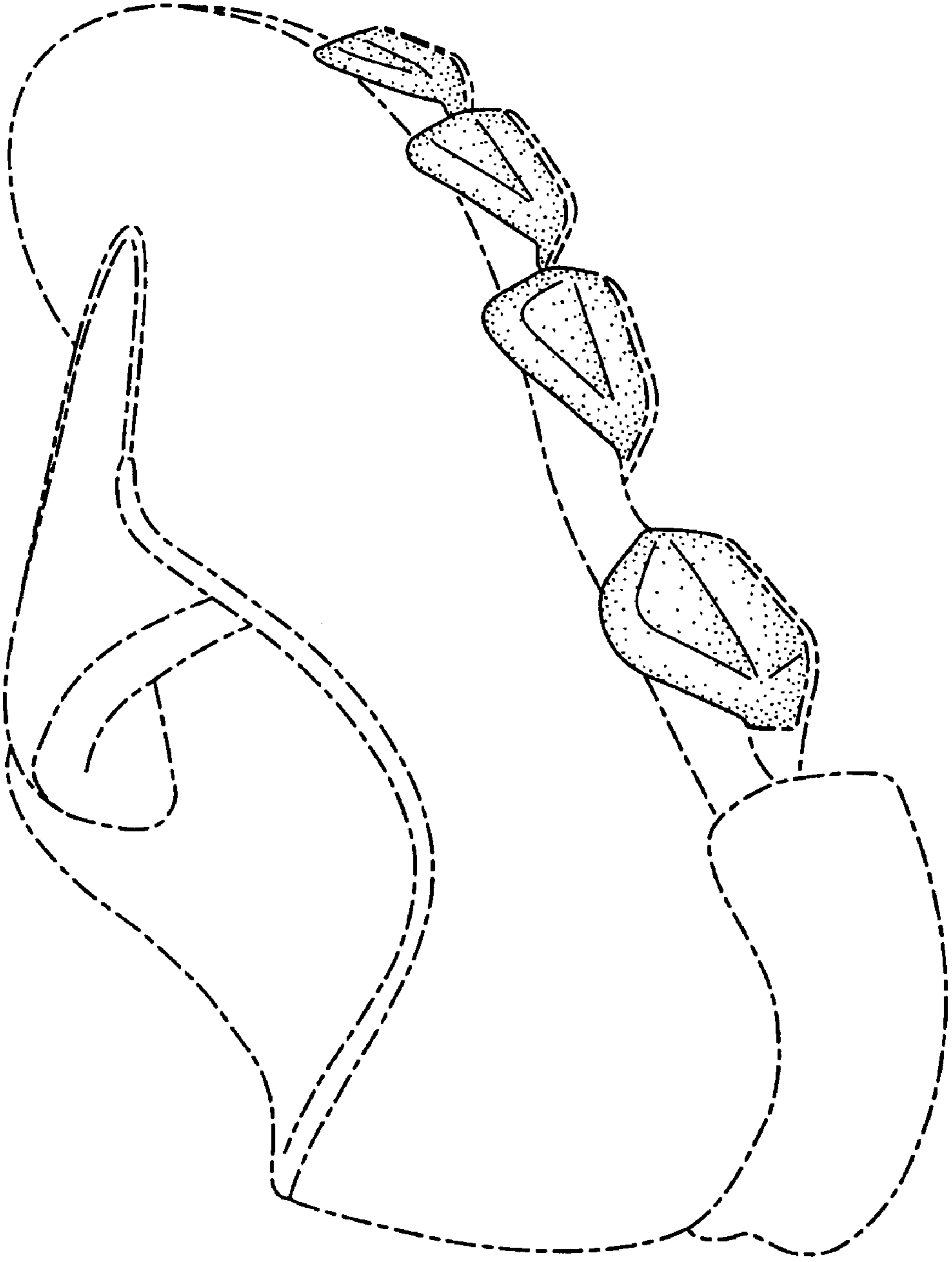


FIG. 2

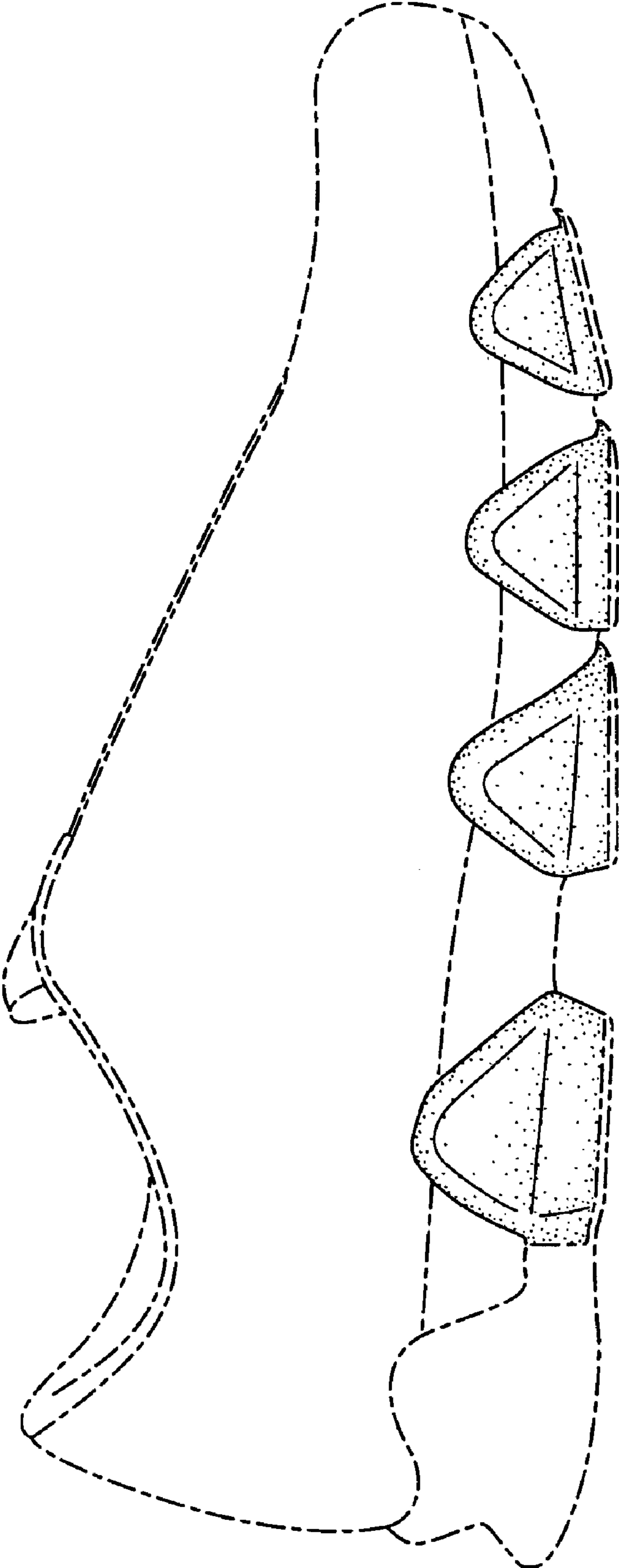


FIG. 3