

US00D524026S

(12) **United States Design Patent**  
**McDowell**

(10) **Patent No.:** **US D524,026 S**  
(45) **Date of Patent:** **\*\* Jul. 4, 2006**

(54) **PORTION OF A SHOE UPPER**

(75) Inventor: **Sean Michael McDowell**, Portland, OR (US)

(73) Assignee: **Nike, Inc.**, Beaverton, OR (US)

(\*\*) Term: **14 Years**

(21) Appl. No.: **29/236,405**

(22) Filed: **Aug. 16, 2005**

(51) **LOC (8) Cl.** ..... **02-99**

(52) **U.S. Cl.** ..... **D2/972**

(58) **Field of Classification Search** ..... D2/902,  
D2/907, 908, 943, 944, 969, 972-974; 36/45,  
36/50.1, 77 M, 77 R, 83, 88, 113, 114, 126-131  
See application file for complete search history.

(56) **References Cited**

**U.S. PATENT DOCUMENTS**

D251,036 S	2/1979	Torrance	
D377,712 S	2/1997	Avar et al.	
D395,946 S	7/1998	Avar et al.	
D396,141 S	7/1998	Smith, III	
D398,762 S	9/1998	McDowell et al.	
D405,950 S	2/1999	Lozano	
D407,199 S	3/1999	Hardy	
D417,774 S	12/1999	Hlavacs	
D432,778 S	10/2000	McCourt	
D440,393 S	4/2001	Mervar	
D461,044 S	8/2002	McCourt	
D475,523 S	6/2003	McDowell	
D475,846 S	6/2003	Lupo	
D495,867 S	9/2004	Avar	
D496,527 S	9/2004	Roulo	
D501,985 S	2/2005	Lee	
D511,616 S	* 11/2005	Fullum	..... D2/972

**OTHER PUBLICATIONS**

Nike Footwear Catalog, Fall 1998, p. 62, published Dec. 1997.  
 Nike Footwear Catalog, Spring 2000 #1-Shoes, p. W65, published Jul. 1999.  
 Nike Footwear Catalog, Holiday 2001, pp. M72; M74, published Feb. 2001.  
 Nike Footwear Catalog, Fall 2002, pp. M35; M53, published Nov., 2001.  
 Nike Footwear Catalog, Late Spring 2003, pp. W26; M26, published Sep. 2002.  
 Nike Footwear Catalog, Fall 2003, p. W40, published Nov. 2002.  
 Nike Footwear Catalog, Fall 2005, p. 236, published Nov. 2004.  
 Nike Footwear Catalog, Spring 1998, p. 51, published Jun. 1997.

\* cited by examiner

*Primary Examiner*—Dominic Simone

(74) *Attorney, Agent, or Firm*—Banner & Witcoff, Ltd.

(57) **CLAIM**

The ornamental design for a portion of a shoe upper, as shown and described.

**DESCRIPTION**

FIG. 1 is a front perspective view of a portion of a shoe upper showing my new design;  
 FIG. 2 is a side view thereof; and,  
 FIG. 3 is a rear perspective view thereof.

The uneven broken line immediately adjacent the shaded area represents an unclaimed boundary of the design. The uneven broken line showing of the remainder of the shoe is for illustrative purposes only and forms no part of the claimed design.

**1 Claim, 3 Drawing Sheets**

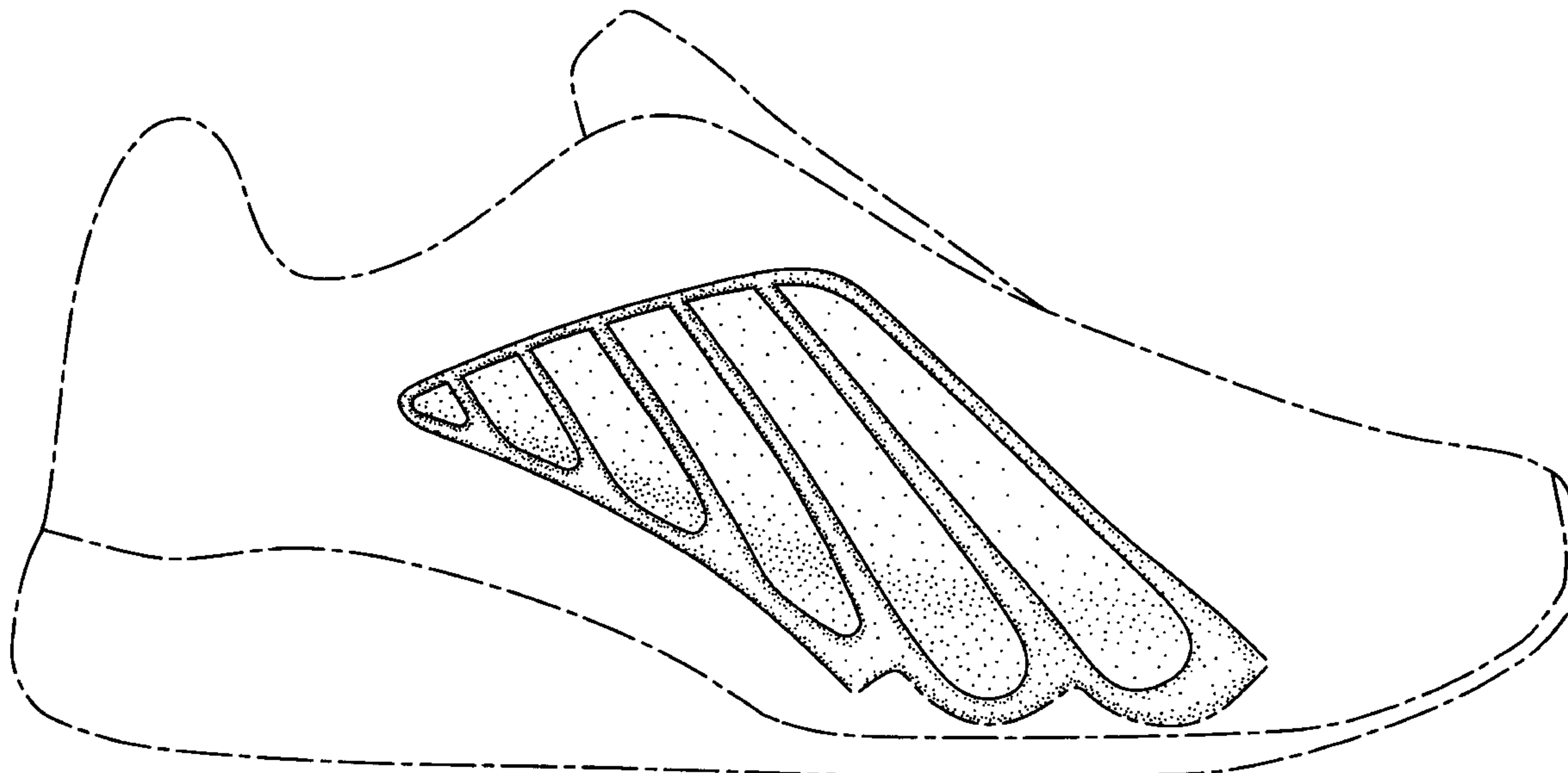


FIG. 1

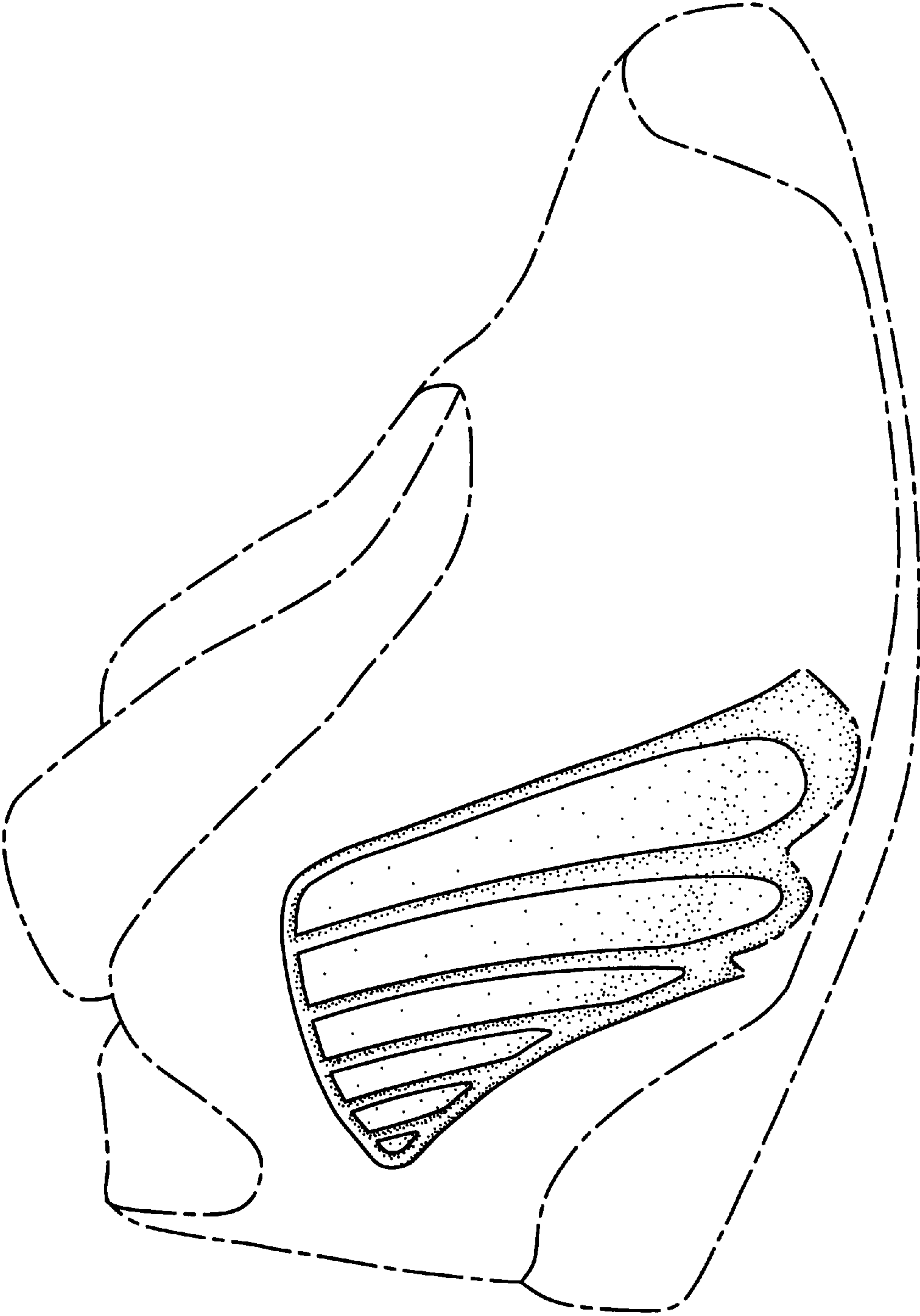


FIG. 2

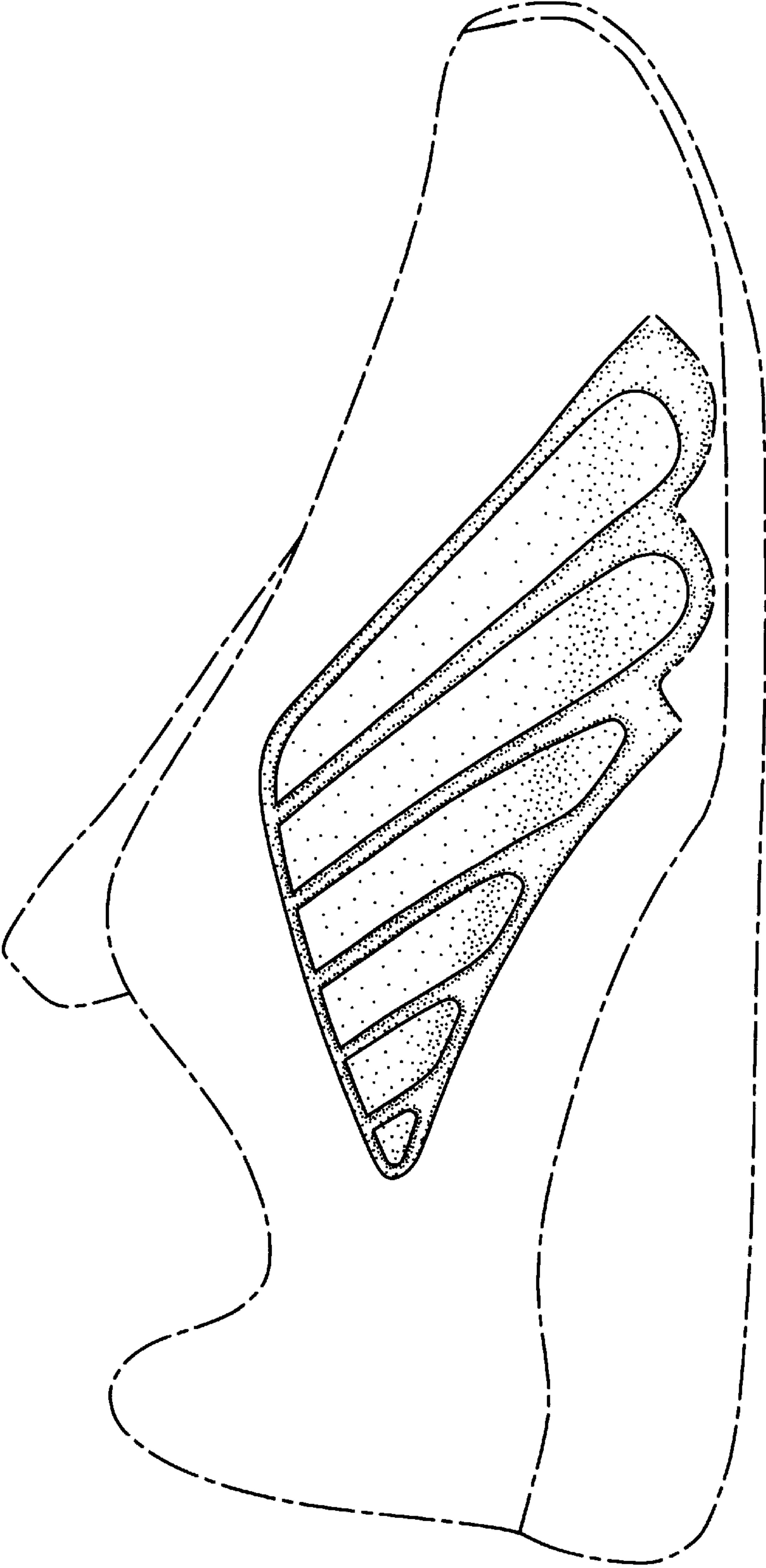


FIG. 3

