

US00D524025S

(12) **United States Design Patent** (10) **Patent No.:** **US D524,025 S**
Morris (45) **Date of Patent:** **** Jul. 4, 2006**

(54) **SIDE ELEMENT OF A SHOE UPPER**

(75) Inventor: **E. Scott Morris**, Hillsboro, OR (US)

(73) Assignee: **Nike, Inc.**, Beaverton, OR (US)

(**) Term: **14 Years**

(21) Appl. No.: **29/233,019**

(22) Filed: **Jun. 27, 2005**

(51) **LOC (8) Cl.** **02-99**

(52) **U.S. Cl.** **D2/972**

(58) **Field of Classification Search** D2/902,
D2/907, 908, 943, 944, 969, 972-974; 36/45,
36/50.1, 77 M, 77 R, 83, 88, 113, 114, 126-131
See application file for complete search history.

(56) **References Cited**

U.S. PATENT DOCUMENTS

D94,267 S	1/1935	Goldberg	
D110,235 S	6/1938	Andrews	
D239,983 S	5/1976	Senter	
4,067,124 A	1/1978	Rys-Sikora et al.	
4,355,474 A	10/1982	Grim	
D282,120 S	1/1986	Kamali	
4,858,339 A	8/1989	Hayafuchi et al.	
D315,055 S	3/1991	Rogers et al.	
D326,354 S	5/1992	Hatfield	
5,175,947 A	1/1993	Parracho	
D343,723 S	2/1994	Adams	
D351,939 S	11/1994	Ryder	
D423,769 S	* 5/2000	Clarke	D2/972
D436,720 S	1/2001	Debiase	
D465,910 S	11/2002	Shepper	
D468,891 S	1/2003	Truelsen	
D472,042 S	3/2003	Masullo	
D472,370 S	4/2003	Masullo	
D478,415 S	8/2003	Masullo	
D485,051 S	* 1/2004	Bradford	D2/969
D494,354 S	* 8/2004	Clegg	D2/972
D498,579 S	11/2004	Lemaster	
D501,076 S	1/2005	Fogg	
D503,033 S	* 3/2005	Hlavacs	D2/972
D505,002 S	* 5/2005	Matis et al.	D2/969
D510,474 S	* 10/2005	Henderson	D2/972

OTHER PUBLICATIONS

Nike Men's Footwear Catalog, (Spring 2000) pp. 55, 71, Published Jul. 1999, Beaverton, Oregon, USA.
Nike Women's Footwear Catalog, (Spring 2000) p. 21, Published Jul. 1999, Beaverton, Oregon, USA.
Nike Men's Footwear Catalog, (Fall 2000) pp. 43, 62, Published Nov. 1999, Beaverton, Oregon, USA.
Nike Men's Footwear Catalog (Spring 2001) p. 8, Published Jun. 2000, Beaverton, Oregon, USA.
Nike Men's Footwear Catalog (Spring 2002) pp. 2, 3, Published Jun. 2001, Beaverton, Oregon, USA.
Nike Men's Footwear Catalog, (Holiday 2002) p. 46, Published Feb. 2001, Beaverton, Oregon, USA.
Nike Women's Footwear Catalog (Spring 2004) p. 41, Published Jun. 2003, Beaverton, Oregon, USA.

* cited by examiner

Primary Examiner—Dominic Simone

(74) *Attorney, Agent, or Firm*—TraskBritt,P.C.

(57) **CLAIM**

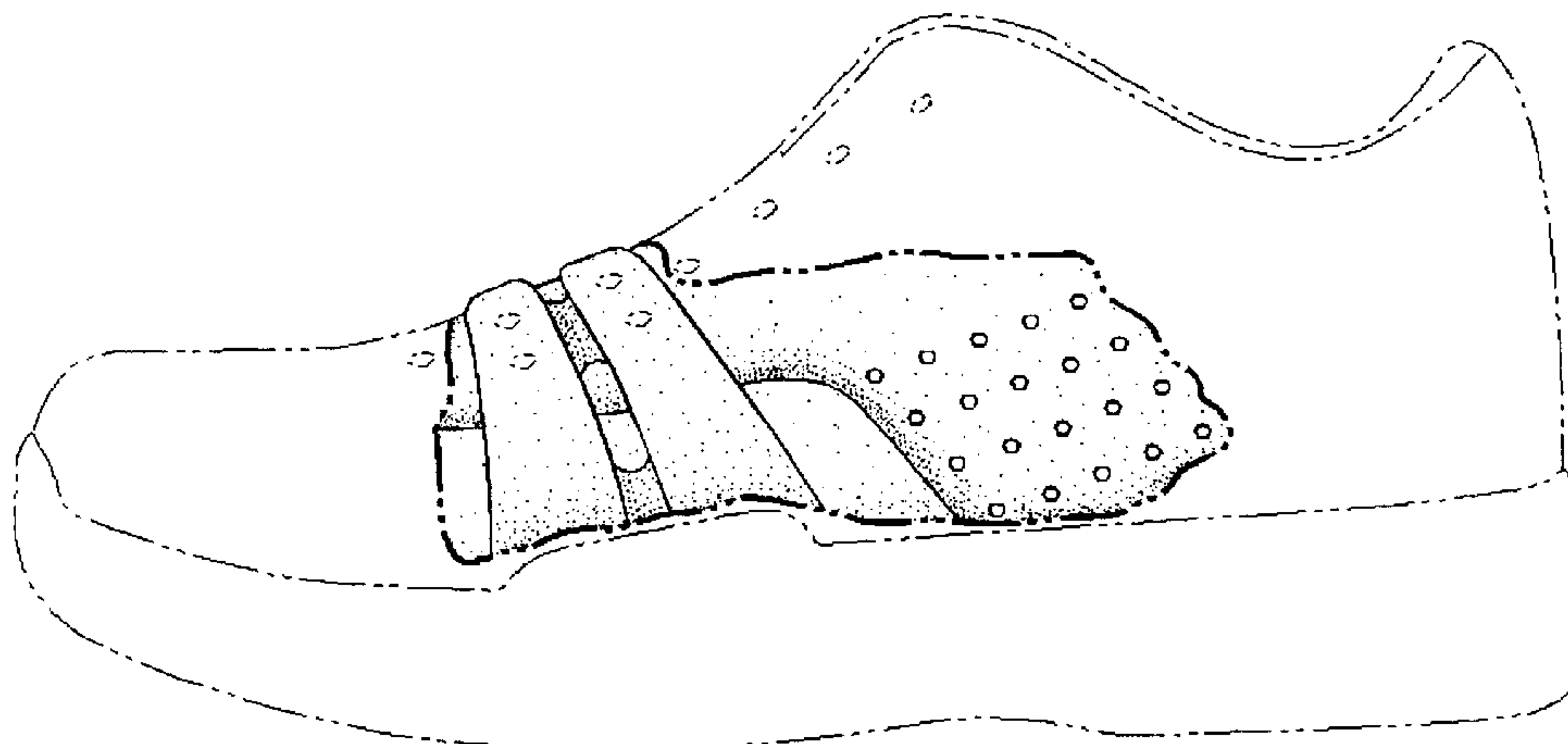
The ornamental design for a side element of a shoe upper, as shown and described.

DESCRIPTION

FIG. 1 is a perspective view of a side element of a shoe upper showing my new design;
FIG. 2 is a side view of the side element of a shoe upper shown in FIG. 1;
FIG. 3 is a front view of the side element of a shoe upper shown in FIG. 1;
FIG. 4 is a rear view of the side element of a shoe upper shown in FIG. 1; and,
FIG. 5 is a top view of the side element of a shoe upper shown in FIG. 1.

The uneven broken line immediately adjacent to the shaded area represents the bounds of the claimed design. All other uneven broken lines represent the remaining portion of the shoe. The uneven broken line representations in FIGS. 1-5 are for illustrative purposes only and form no part of the claimed design.

1 Claim, 2 Drawing Sheets



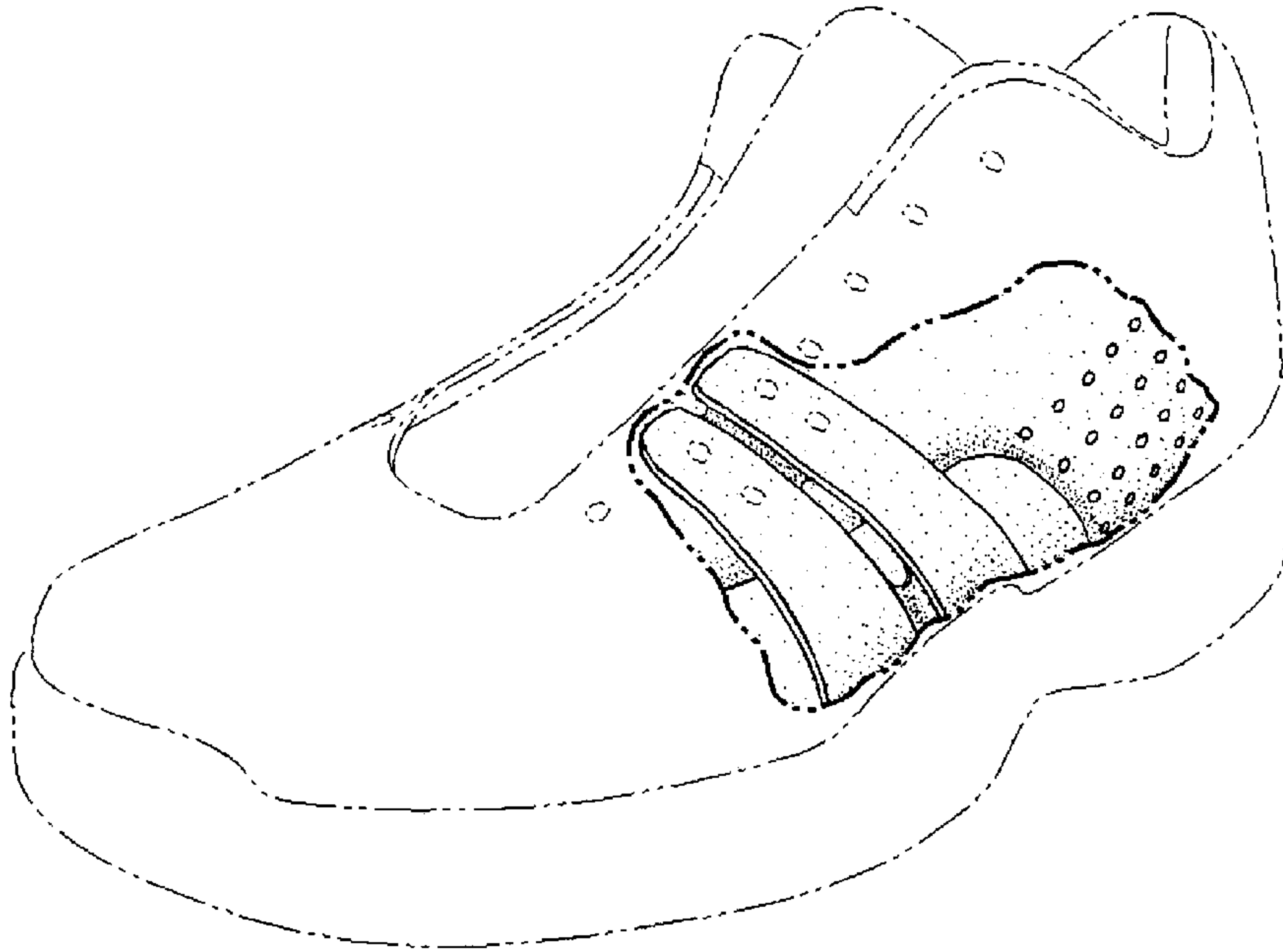


FIG. 1

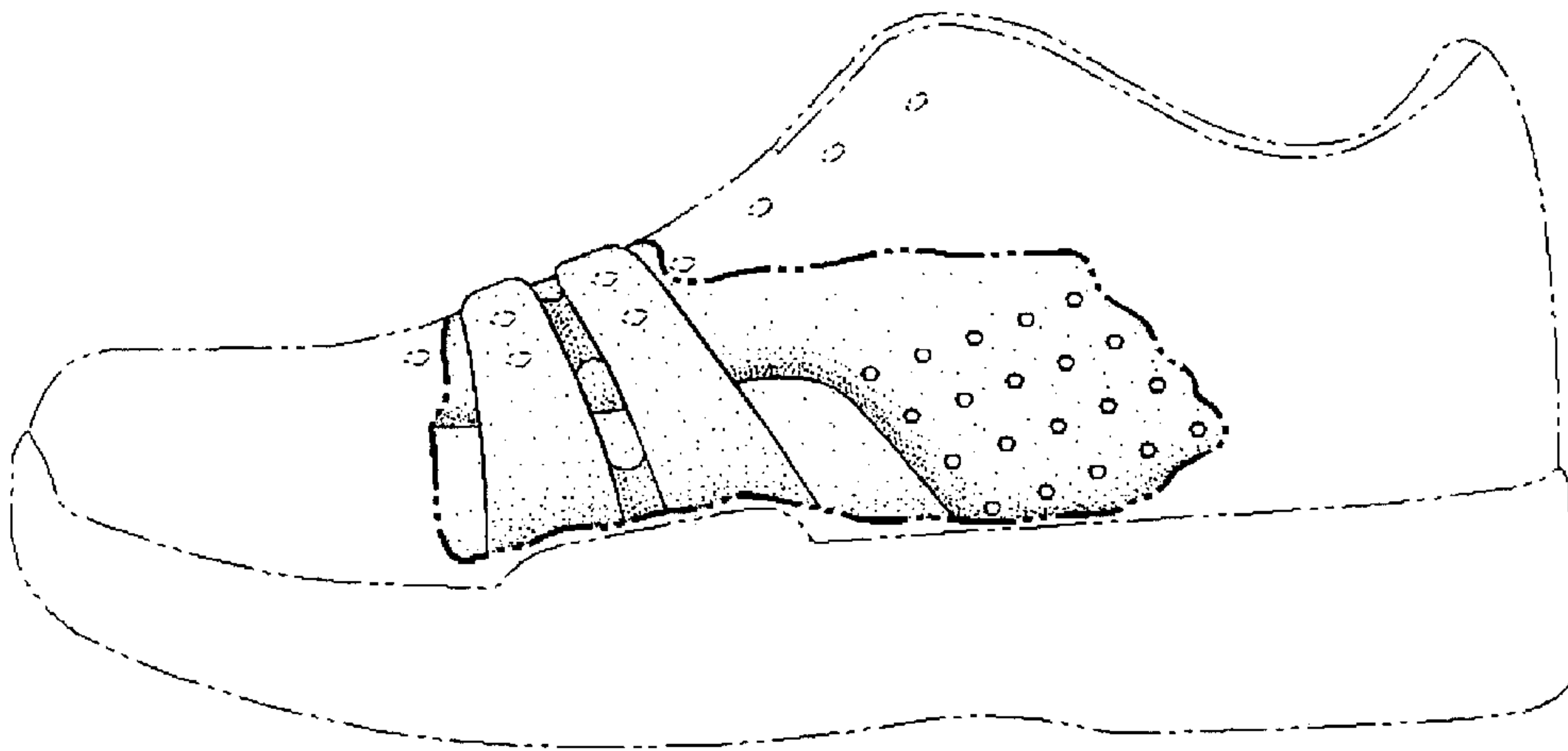


FIG. 2

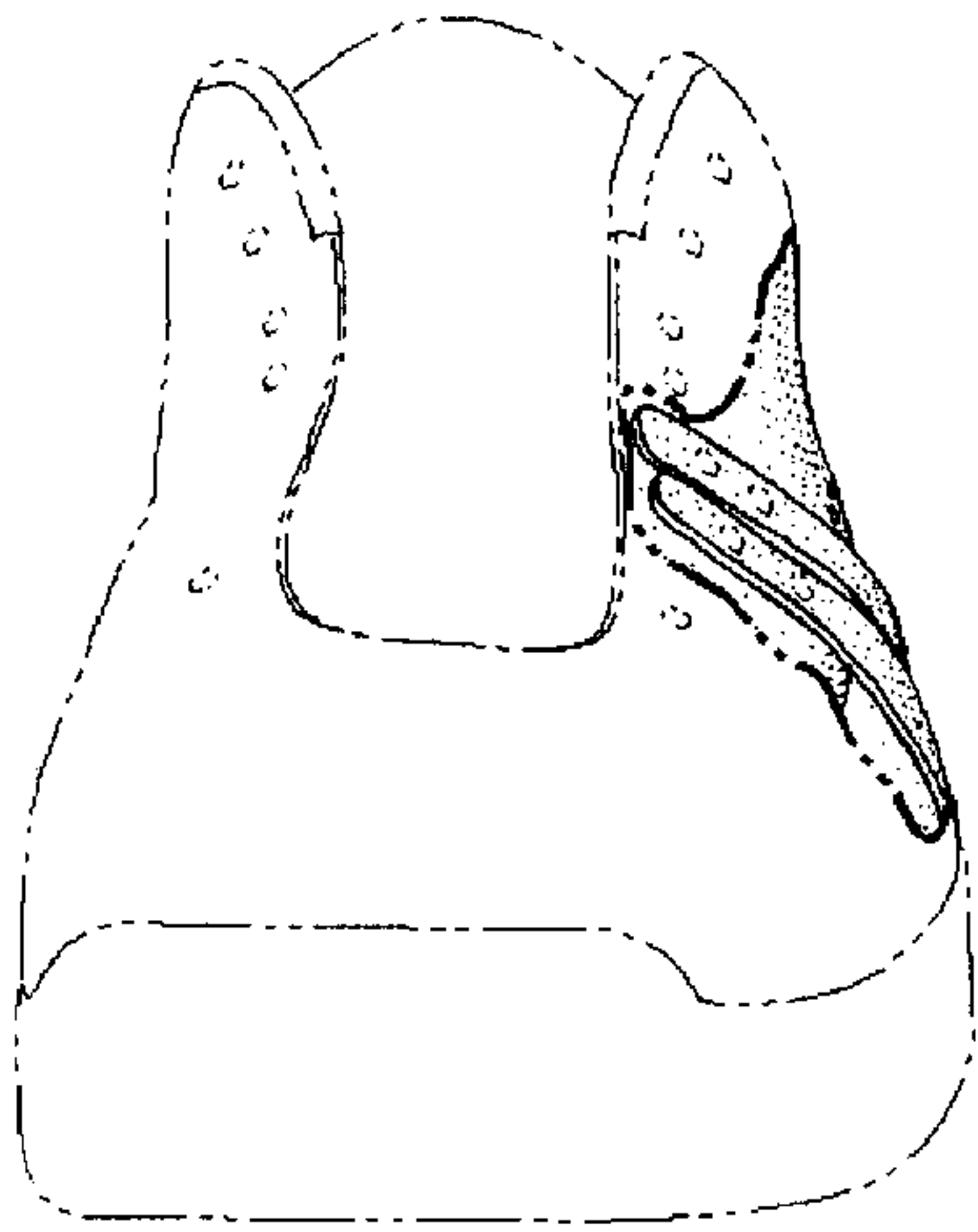


FIG. 3

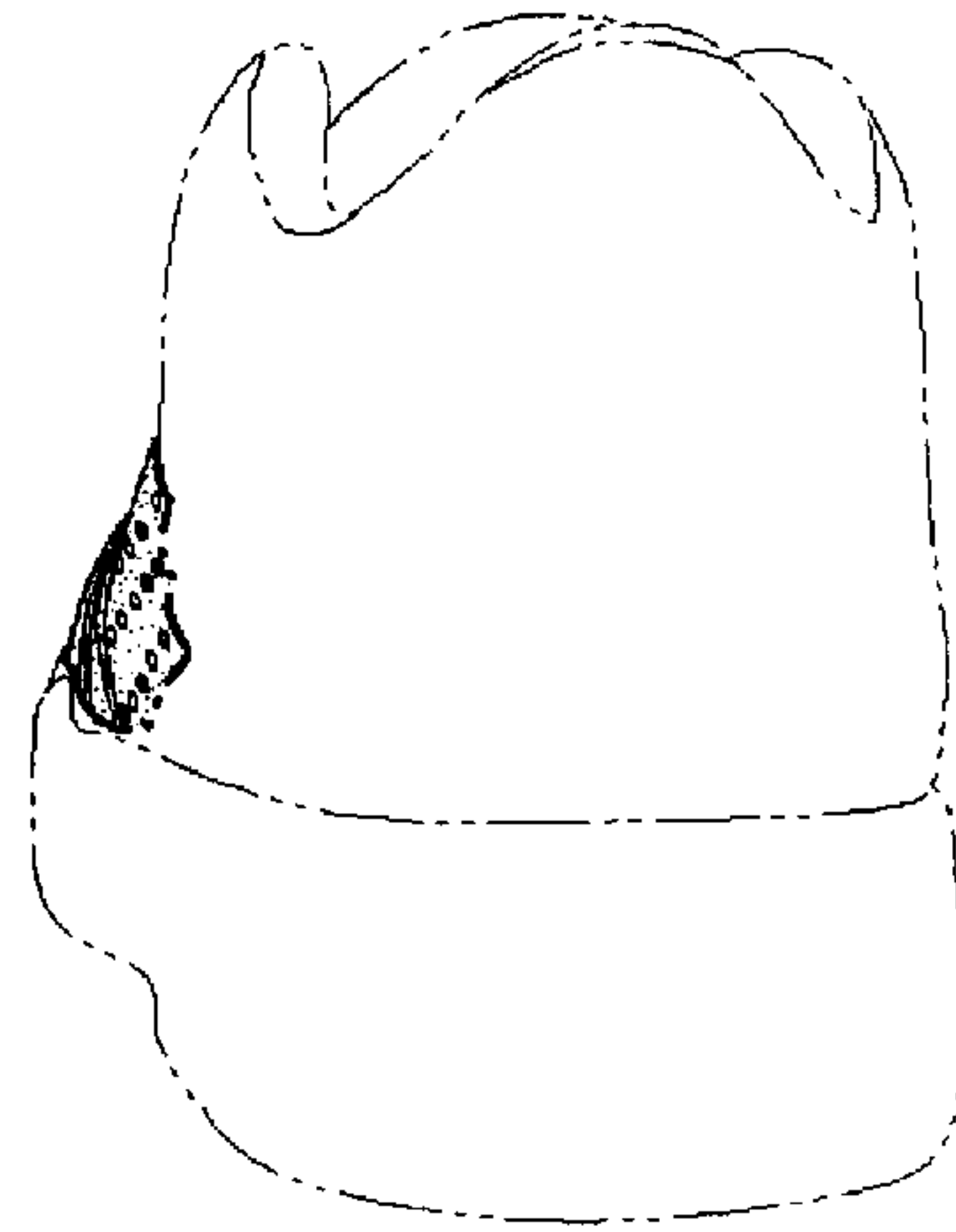


FIG. 4

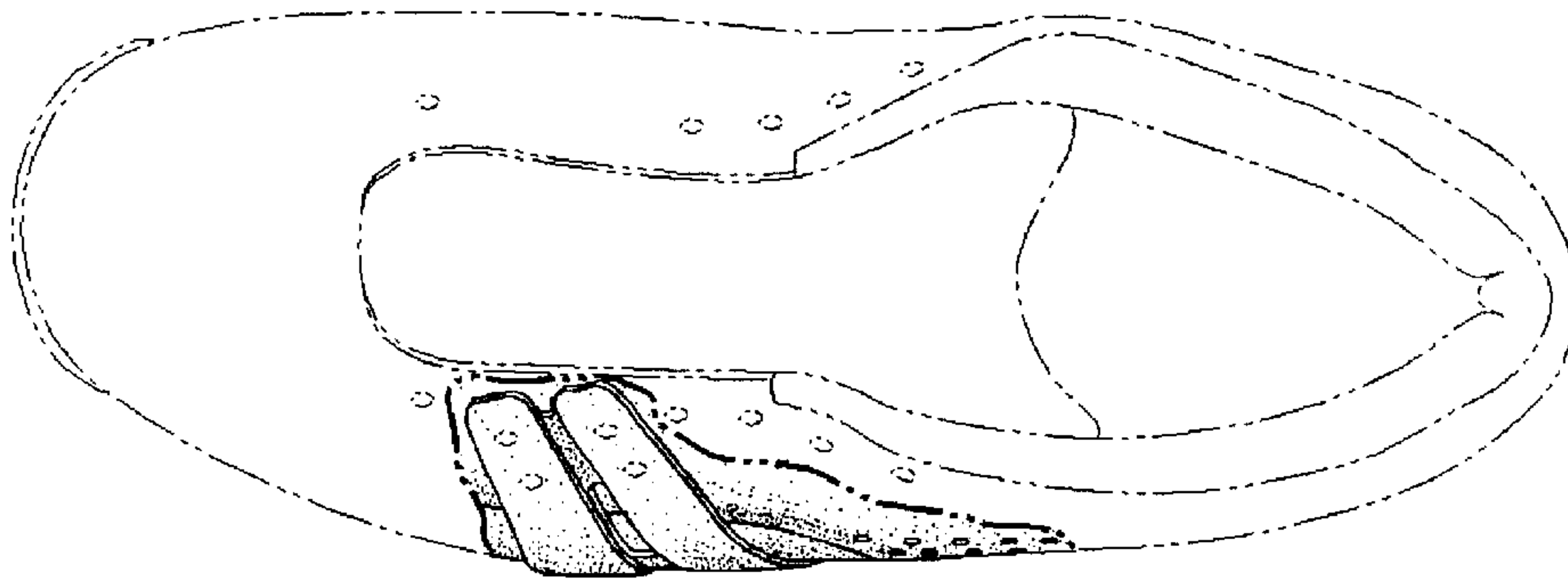


FIG. 5