

US00D524020S

(12) **United States Design Patent**
Matis et al.

(10) **Patent No.:** **US D524,020 S**
(45) **Date of Patent:** **** Jul. 4, 2006**

(54) **FOOTWEAR UPPER**

(75) Inventors: **Clark A. Matis**, Charlotte, VT (US);
Tuan N. Le, Portland, OR (US)
(73) Assignee: **Wolverine World Wide, Inc.**,
Rockford, MI (US)
(**) Term: **14 Years**

(21) Appl. No.: **29/217,058**
(22) Filed: **Nov. 12, 2004**

(51) **LOC (8) Cl.** **02-04**
(52) **U.S. Cl.** **D2/970**
(58) **Field of Classification Search** D2/970,
D2/904, 909, 910, 912, 969; D21/760, 762,
D21/763; 36/83, 113-115, 117.1
See application file for complete search history.

(56) **References Cited**

U.S. PATENT DOCUMENTS

D400,343 S	*	11/1998	Davidowitz et al.	D2/910
D403,142 S	*	12/1998	Cook	D2/910
D409,365 S	*	5/1999	Boyer	D2/970
D415,875 S	*	11/1999	Falguere	D2/904
D424,292 S	*	5/2000	Besanceney et al.	D2/970
D424,797 S	*	5/2000	Norton et al.	D2/970
D481,862 S	*	11/2003	Urie et al.	D2/970

OTHER PUBLICATIONS

Merrell Fall 2004 Catalog, pp. 6, 7, 12, 28, 30.

* cited by examiner

Primary Examiner—Stella Reid

Assistant Examiner—Rashida C. McCoy

(74) *Attorney, Agent, or Firm*—Warner Norcross & Judd

(57) **CLAIM**

The ornamental design for footwear upper, as shown and described.

DESCRIPTION

FIG. 1 is a perspective view of the footwear upper embodying the new design;

FIG. 2 is a top plan view thereof;

FIG. 3 is a right side elevational view thereof;

FIG. 4 is a left side elevational view thereof;

FIG. 5 is a front elevational view thereof; and,

FIG. 6 is a rear elevational view thereof.

FIGS. 1-6 show features of an article of footwear in phantom lines. These features are shown for environmental purposes and do not form any part of the claimed design. Further, the phantom lines immediately adjacent the solid-line portions of the design form the boundary of the design, with the phantom lines forming no part of the claimed design.

1 Claim, 4 Drawing Sheets





Fig.1

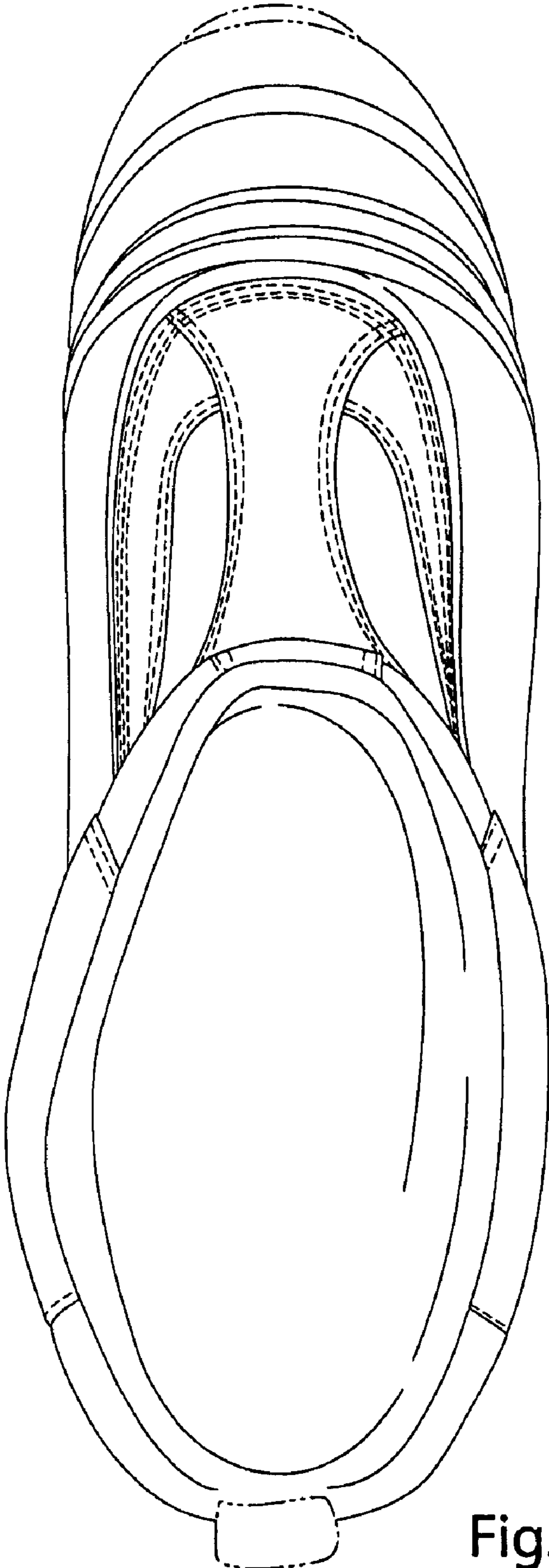


Fig.2

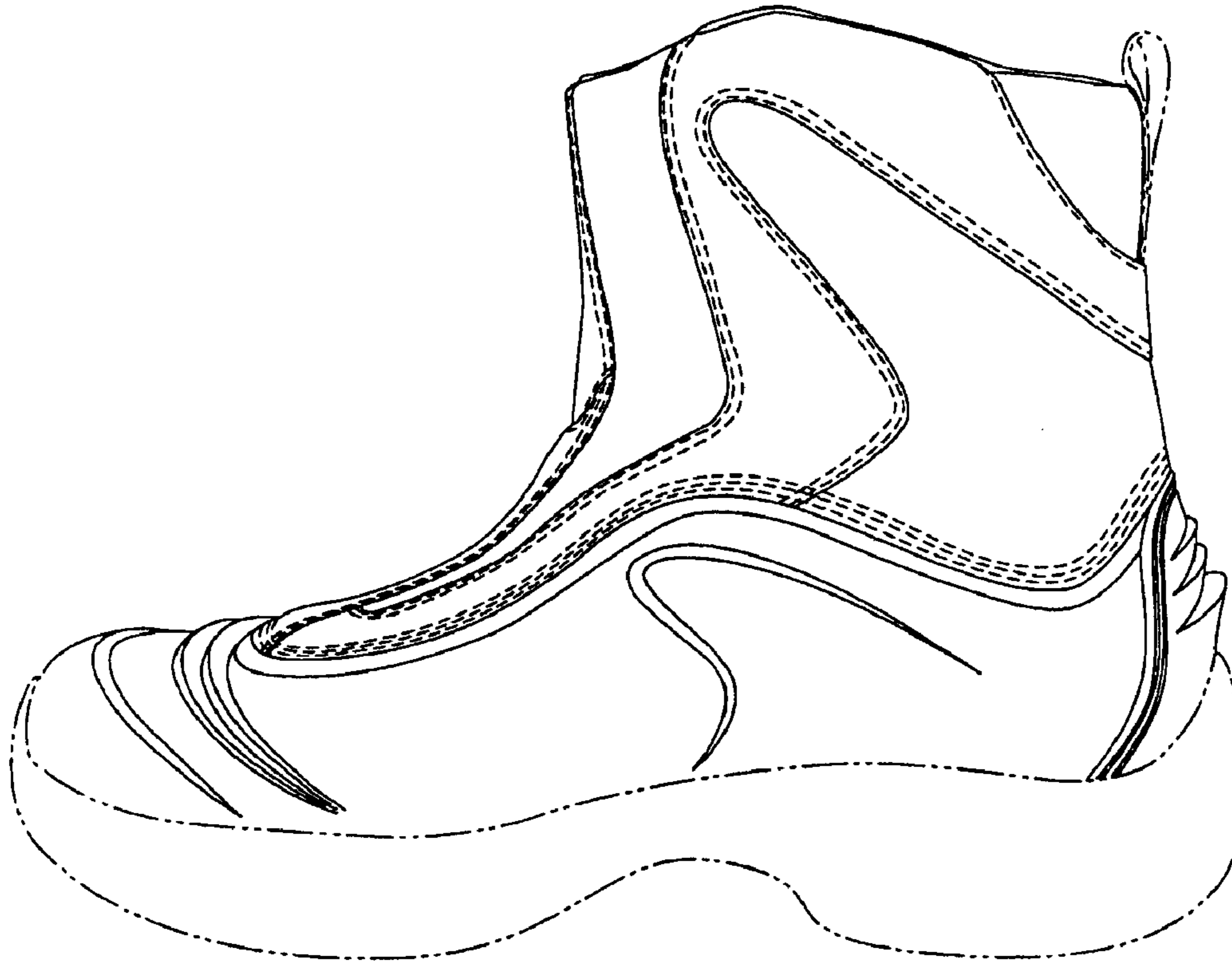


Fig. 3

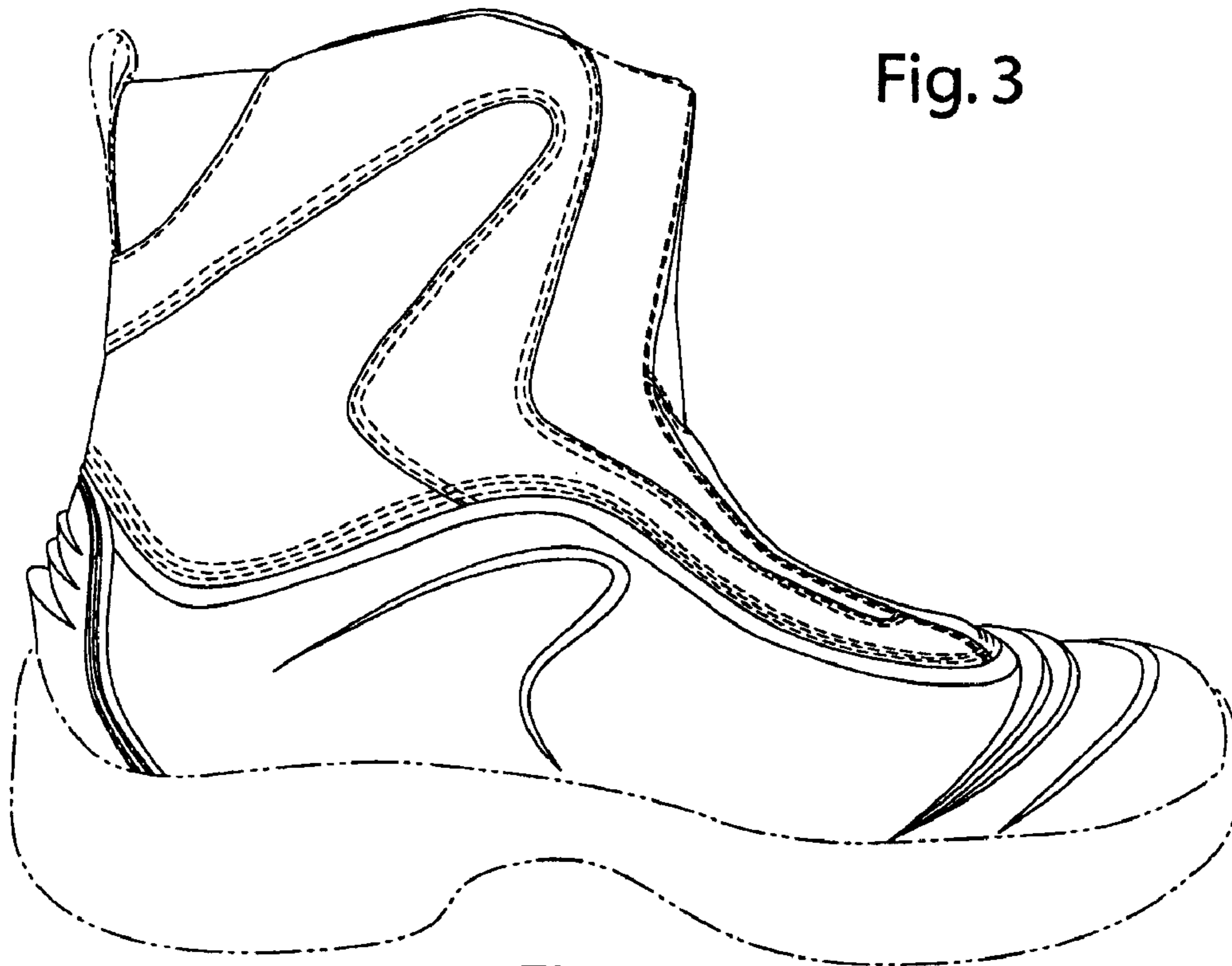


Fig. 4

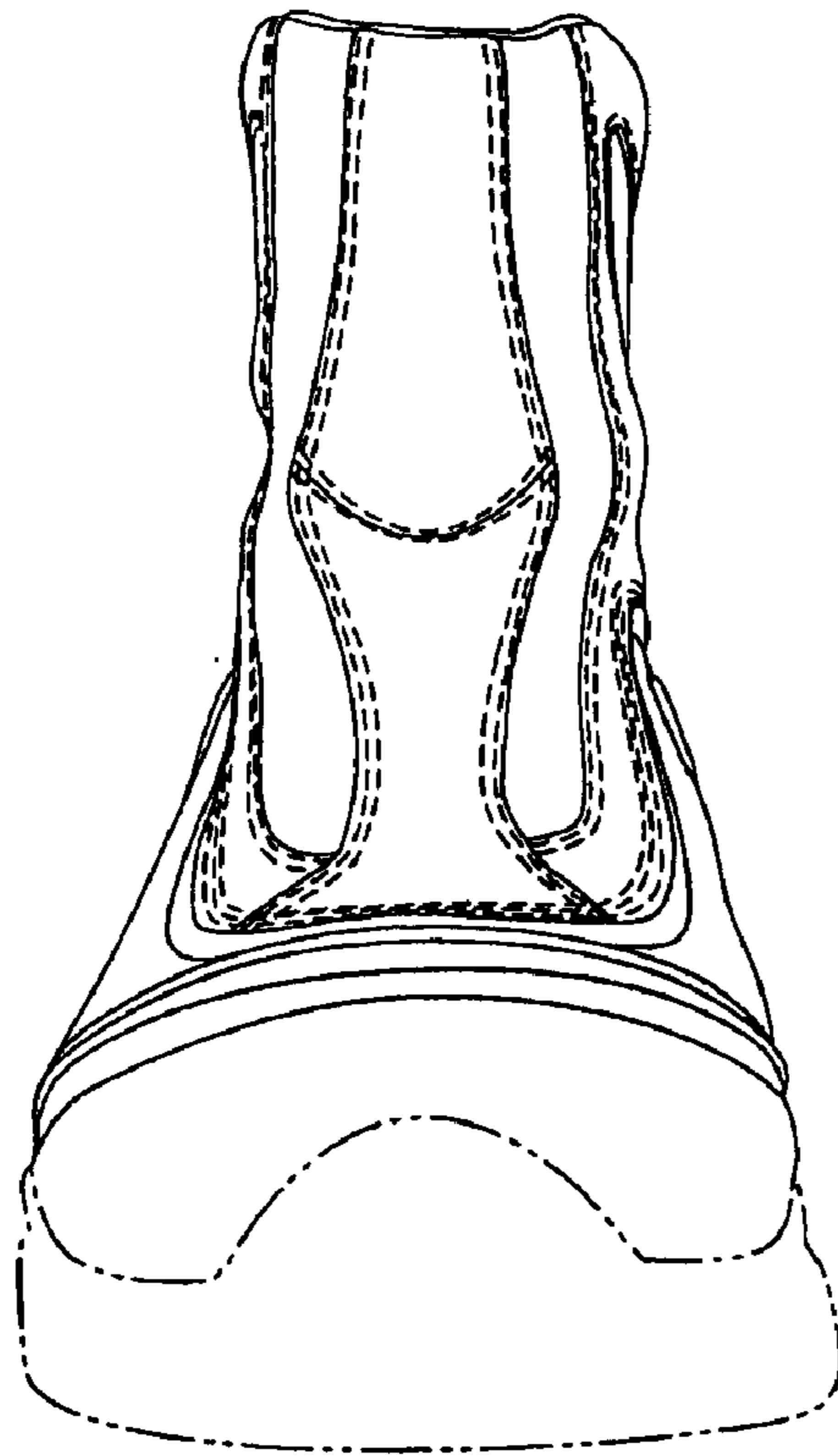


Fig. 5

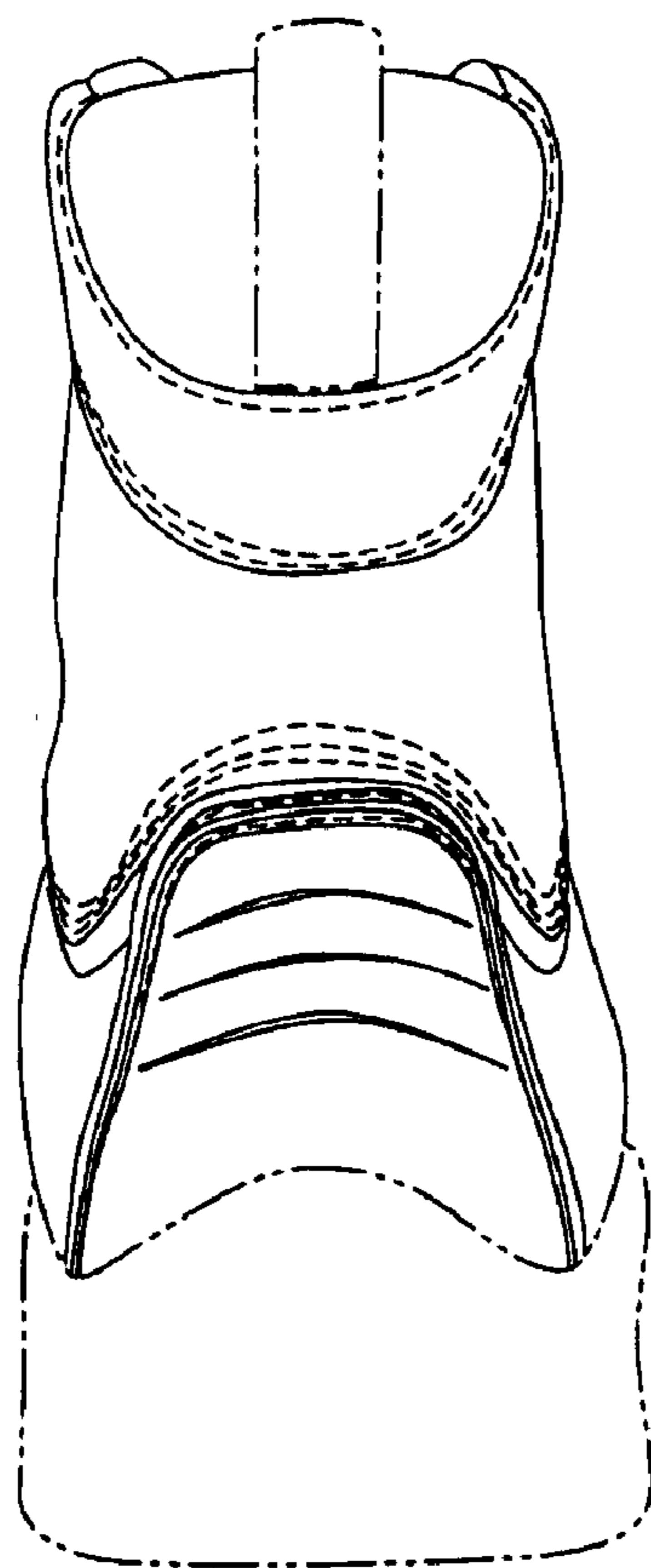


Fig. 6