



US00D524016S

(12) **United States Design Patent** (10) **Patent No.:** **US D524,016 S**  
**Robinson, Jr. et al.** (45) **Date of Patent:** **\*\* Jul. 4, 2006**

(54) **GOLF SHOE WITH SOLE PROFILE**

D478,414 S \* 8/2003 Robinson et al. .... D2/969  
D479,389 S \* 9/2003 Robinson et al. .... D2/969

(75) Inventors: **Douglas K. Robinson, Jr.**, Mansfield, MA (US); **John F. Lane, III**, Weymouth, MA (US); **James M. Feeney**, Marion, MA (US); **John J. Erickson**, Brockton, MA (US)

(73) Assignee: **Acushnet Company**, Fairhaven, MA (US)

(\*\*) Term: **14 Years**

(21) Appl. No.: **29/233,123**

(22) Filed: **Jun. 28, 2005**

(51) **LOC (8) Cl.** ..... **02-04**

(52) **U.S. Cl.** ..... **D2/902**

(58) **Field of Classification Search** ..... D2/902,  
D2/892, 906-908, 943, 944, 969; 36/45,  
36/117.4, 127

See application file for complete search history.

(56) **References Cited**

**U.S. PATENT DOCUMENTS**

D394,739 S	*	6/1998	Carlson	.....	D2/906
D401,398 S	*	11/1998	Carlson	.....	D2/969
D431,347 S	*	10/2000	Bettencourt	.....	D2/969
D434,211 S	*	11/2000	Gee	.....	D2/969
D441,179 S	*	5/2001	Erickson et al.	.....	D2/969
D441,519 S	*	5/2001	Erickson et al.	.....	D2/969
D441,520 S	*	5/2001	Lane et al.	.....	D2/969
D449,434 S	*	10/2001	Erickson et al.	.....	D2/969
D476,801 S	*	7/2003	Robinson et al.	.....	D2/969
D478,413 S	*	8/2003	Robinson et al.	.....	D2/969

**OTHER PUBLICATIONS**

Etonic Lites 100, FootJoy: Softjoy Terrains, Adidas Classic Saddle. Golfsmith Catalog. Jul. 2003. pp. 52, 55.\*  
Reebok Duratrak Classic, Adidas Z Traxion Tour, Footjoy: Dryjoys. Edwin Watts Golf Catalog. Holiday 2001 pp. 64,65, 69.\*

\* cited by examiner

*Primary Examiner*—Prabhakar Deshmukh

*Assistant Examiner*—Rashida C. McCoy

(74) *Attorney, Agent, or Firm*—D. Michael Burns

(57) **CLAIM**

The ornamental design for a golf shoe with sole profile, as shown and described.

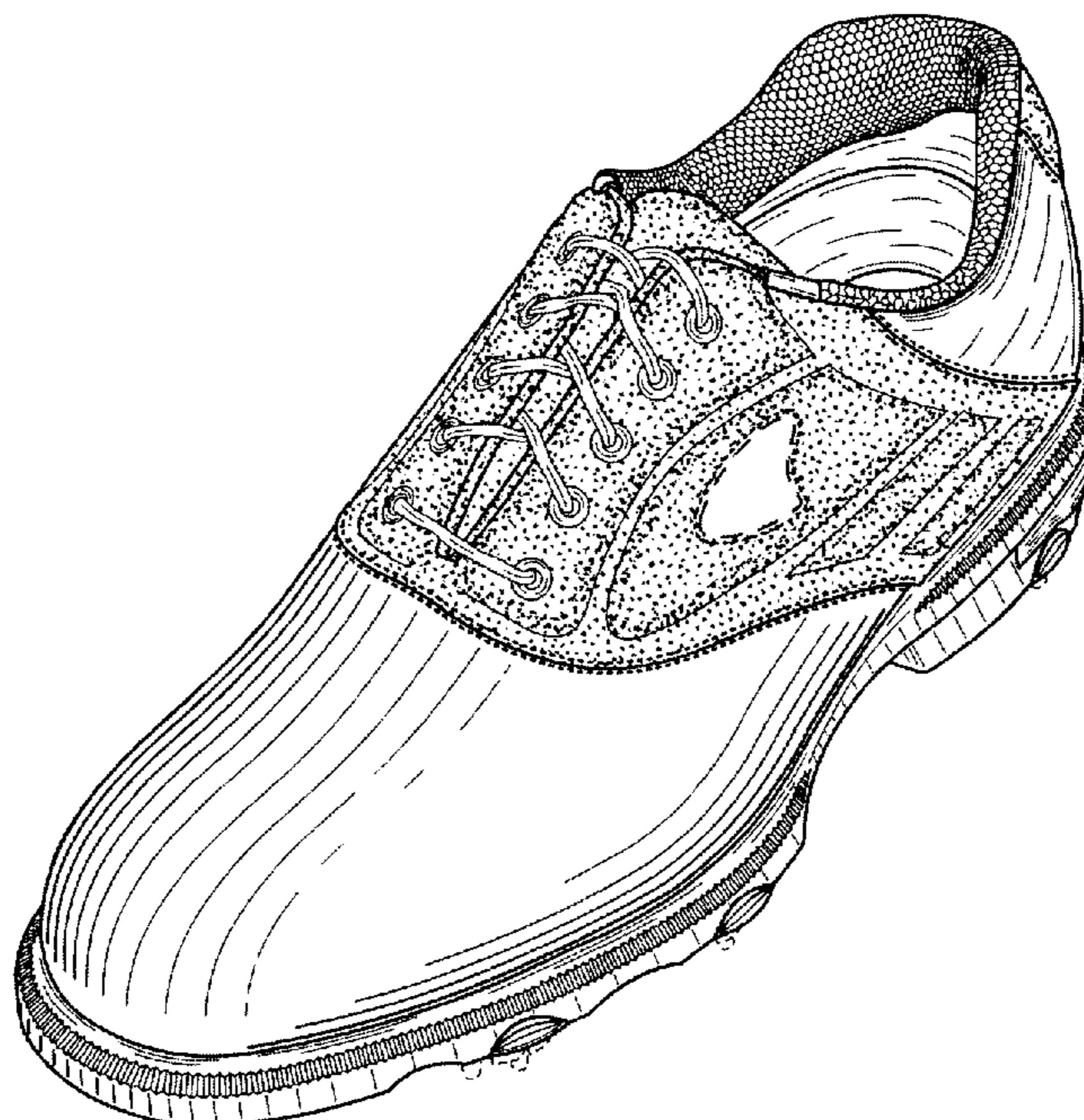
**DESCRIPTION**

FIG. 1 is a perspective view of the golf shoe upper with sole profile showing our new design;  
FIG. 2 is a front elevational view thereof;  
FIG. 3 is a rear elevational view thereof;  
FIG. 4 is a left side elevational view thereof;  
FIG. 5 is a top plan view thereof;  
FIG. 6 is a bottom plan view thereof; and,  
FIG. 7 is a right side elevational view thereof.

The crescent shaped broken lines in FIGS. 1, 2, 4, and 5, form no part of the claim.

The broken line showing of the sole and the oval on the heel of the shoe (FIGS. 3, 4 and 7) is for illustrative purposes only and forms no part of the claimed design.

**1 Claim, 3 Drawing Sheets**





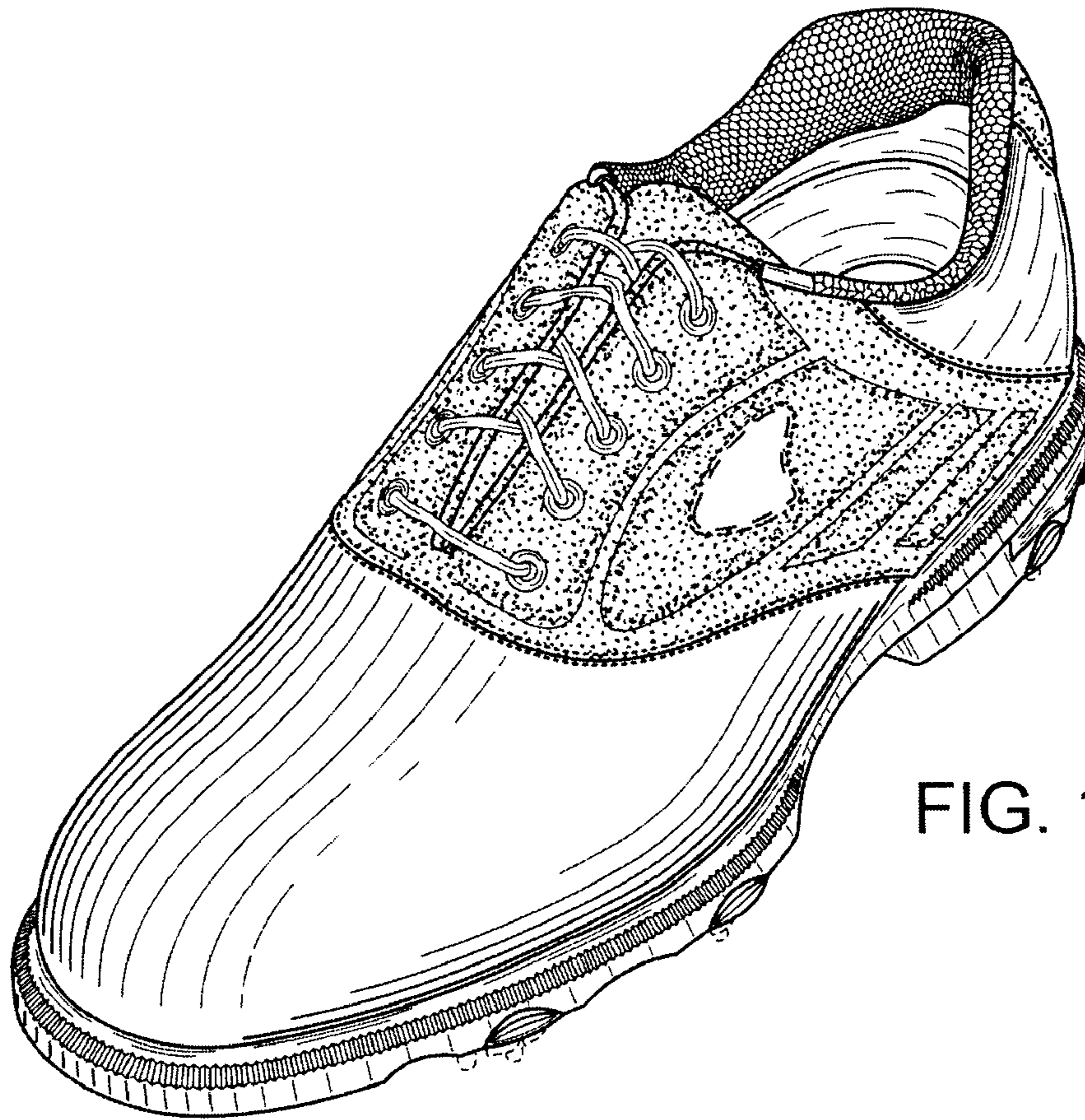


FIG. 1

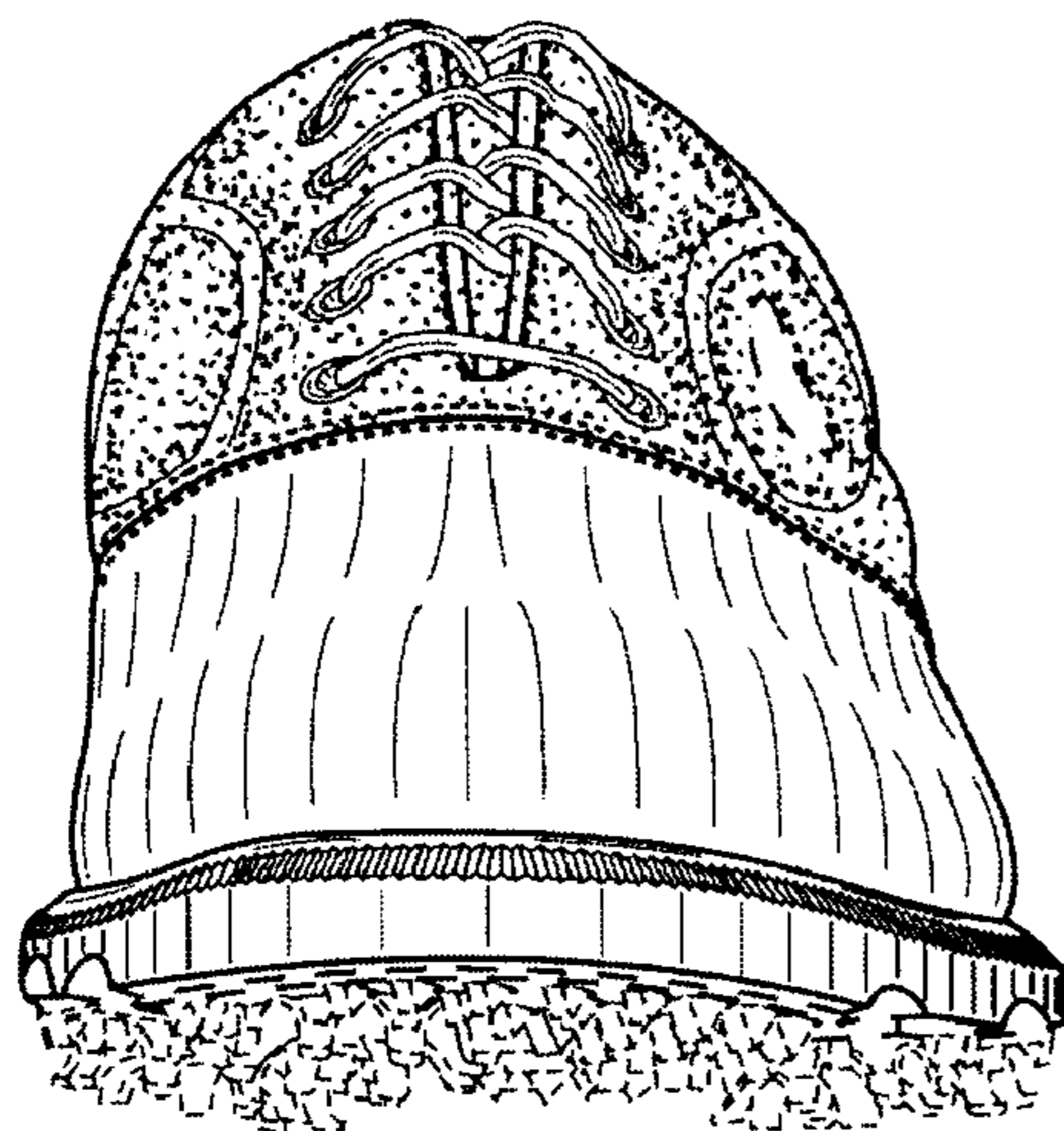


FIG. 2

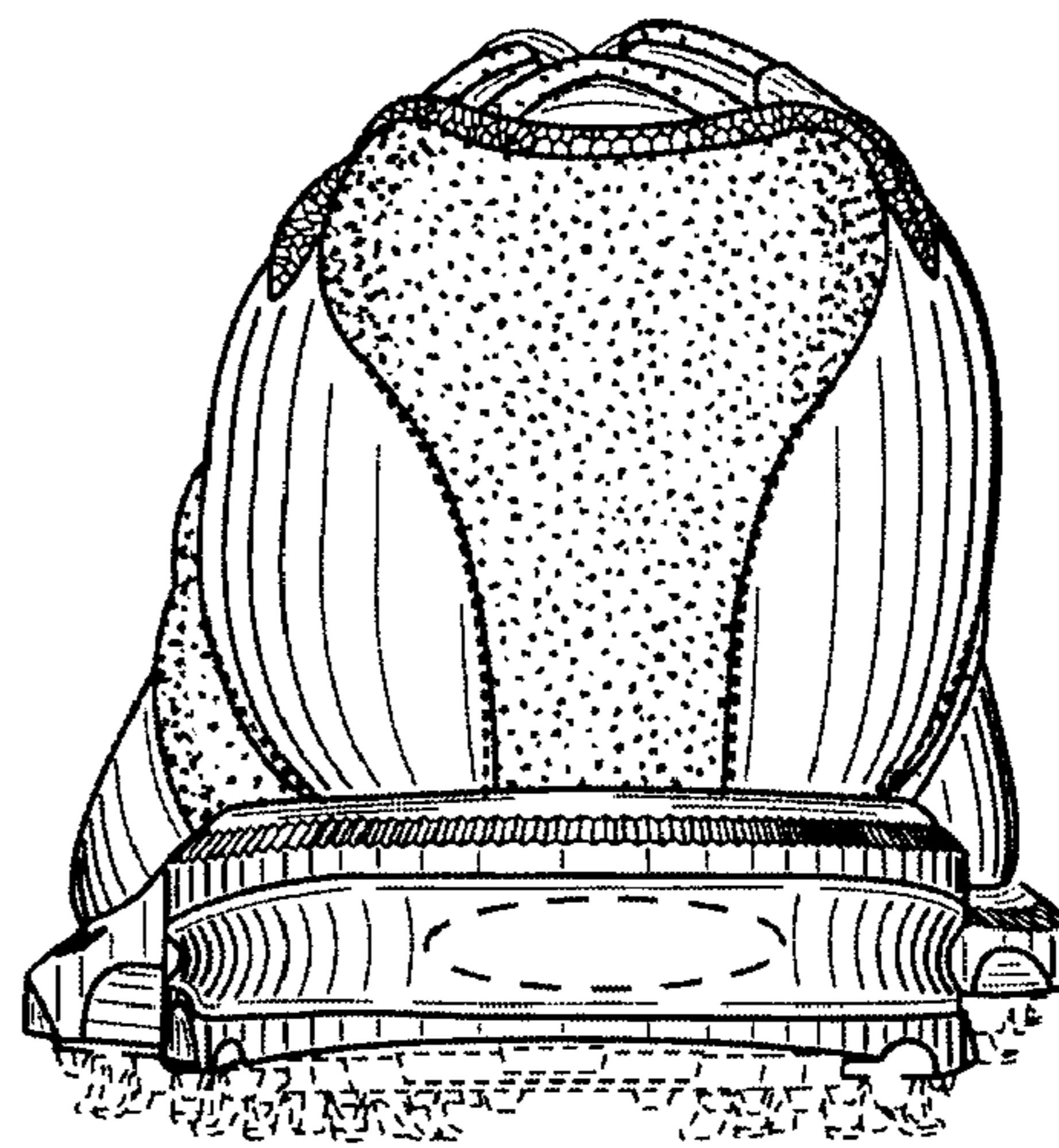


FIG. 3






FIG. 4

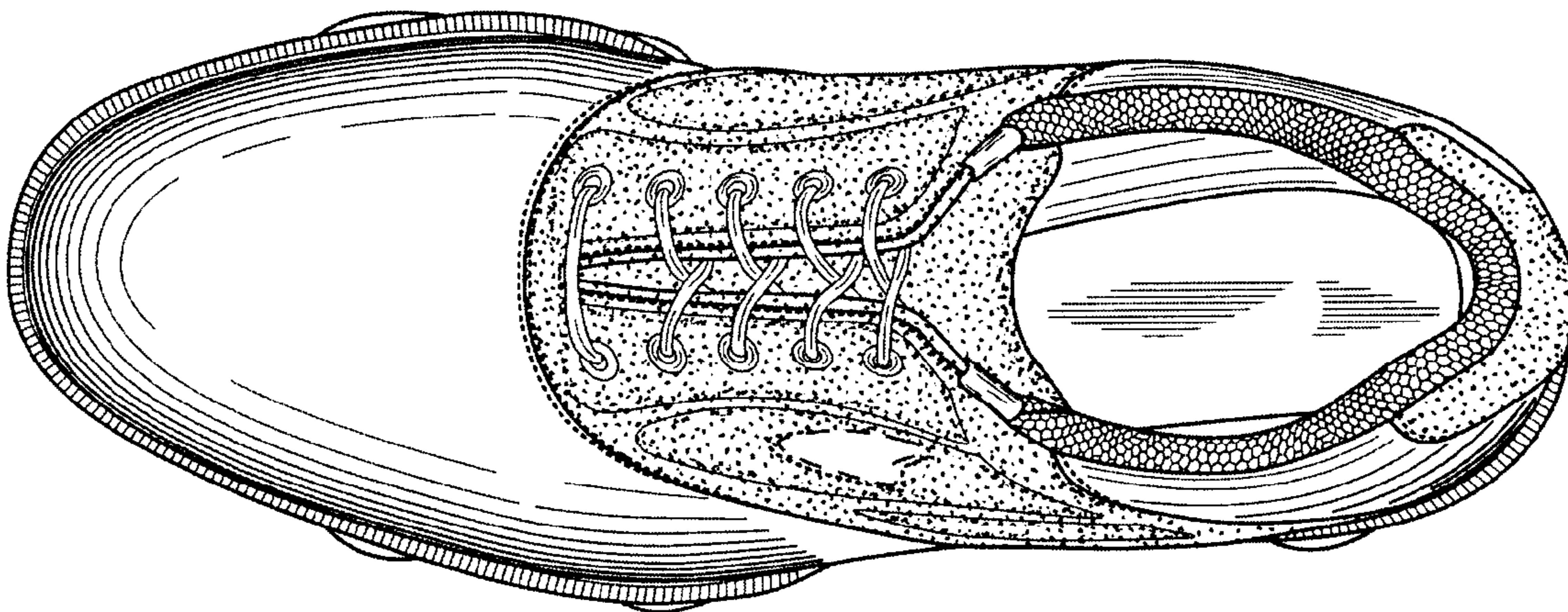


FIG. 5

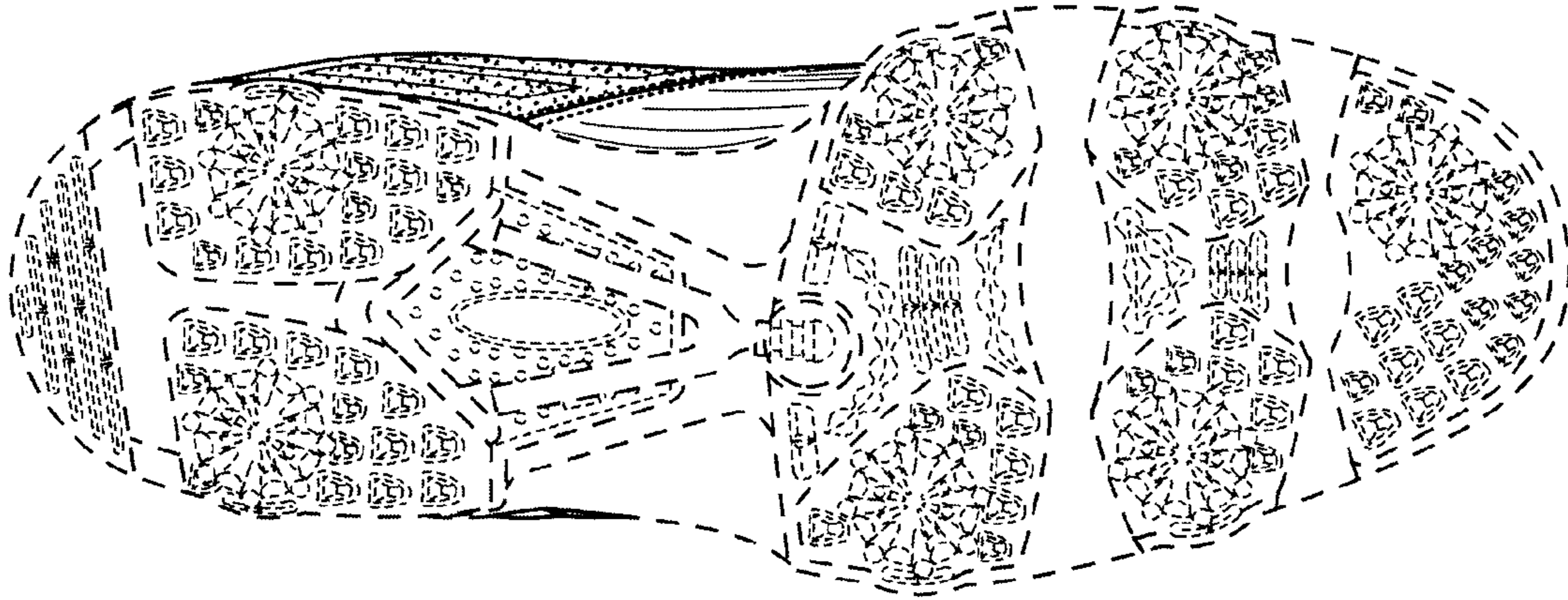


FIG. 6

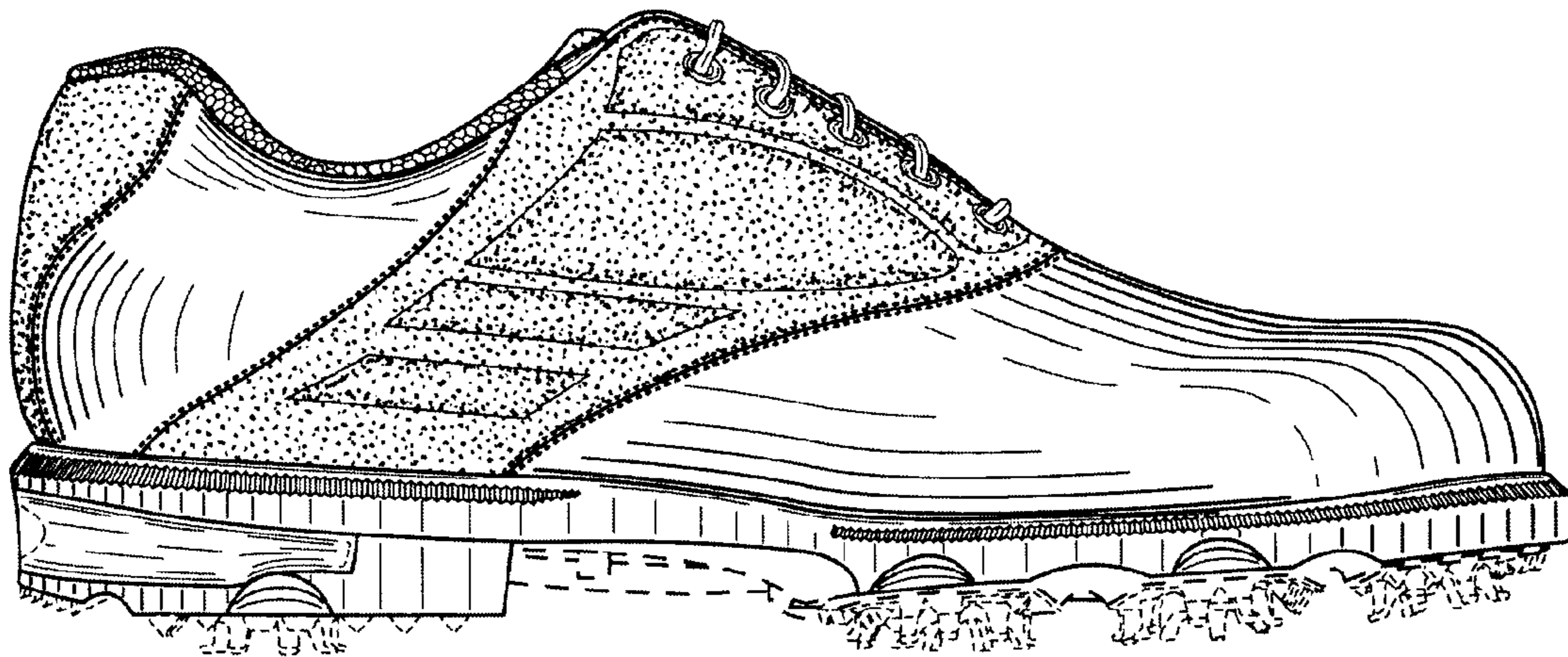


FIG. 7