



US00D524013S

(12) **United States Design Patent**  
**Henderson**

(10) **Patent No.:** **US D524,013 S**

(45) **Date of Patent:** **\*\* Jul. 4, 2006**

(54) **BEAVER TAIL HEADBAND**

(76) Inventor: **Melvin J. Henderson**, 2995 Olt Rd.,  
Dayton, OH (US) 45418

(\*\*) Term: **14 Years**

(21) Appl. No.: **29/202,292**

(22) Filed: **Mar. 29, 2004**

(51) **LOC (8) Cl.** ..... **02-03**

(52) **U.S. Cl.** ..... **D2/894**

(58) **Field of Classification Search** ..... D2/865-869,  
D2/871, 875, 882, 890, 894, 895; D28/41;  
2/171, 181, 195.1; 30/322

See application file for complete search history.

(56) **References Cited**

**U.S. PATENT DOCUMENTS**

D124,074 S	*	12/1940	Greenburg et al.	.....	D2/890
D162,159 S	*	2/1951	Harfenist	.....	D2/869
D167,303 S	*	7/1952	Dannenburg	.....	D2/869
D229,240 S	*	11/1973	Red Fox	.....	D28/41
D284,517 S	*	7/1986	Gray	.....	D2/890
D374,973 S	*	10/1996	Gruters et al.	.....	D2/866
D416,666 S	*	11/1999	Ballew	.....	D2/882
D430,386 S	*	9/2000	Necatera	.....	D2/869
D458,734 S	*	6/2002	Clair	.....	D2/869
D493,917 S	*	8/2004	Clay	.....	D28/41

2004/0200076 A1 \* 10/2004 Tranfaglia et al. .... 30/322

**OTHER PUBLICATIONS**

U.S. Appl. No. 29/158,896, filed Apr. 11, 2002, Henderson et al.

\* cited by examiner

*Primary Examiner*—Robert M. Spear

*Assistant Examiner*—Mary Ann Calabrese

(74) *Attorney, Agent, or Firm*—Dinsmore & Shohl LLP

(57) **CLAIM**

The ornamental design for a beaver tail headband, as shown and described.

**DESCRIPTION**

FIG. 1 is a front perspective view of a beaver tail headband in accordance with the present invention;

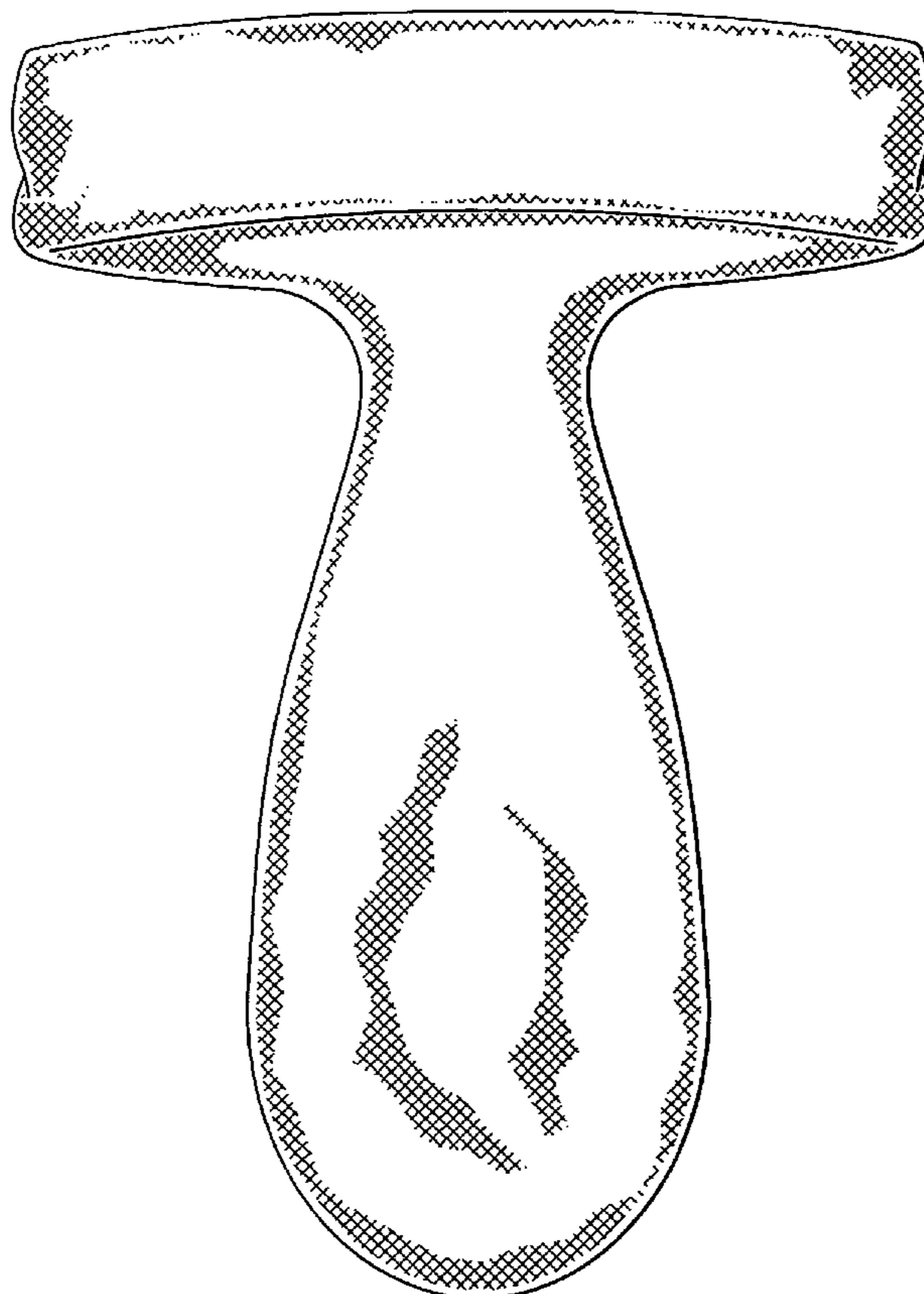
FIG. 2 is a rear perspective view of a beaver tail headband in accordance with the present invention;

FIG. 3 is a side perspective view of a beaver tail headband in accordance with the present invention, the opposite side perspective view being a mirror image thereof;

FIG. 4 is a top perspective view of a beaver tail headband in accordance with the present invention; and,

FIG. 5 is a bottom perspective view of a beaver tail headband in accordance with the present invention.

**1 Claim, 4 Drawing Sheets**



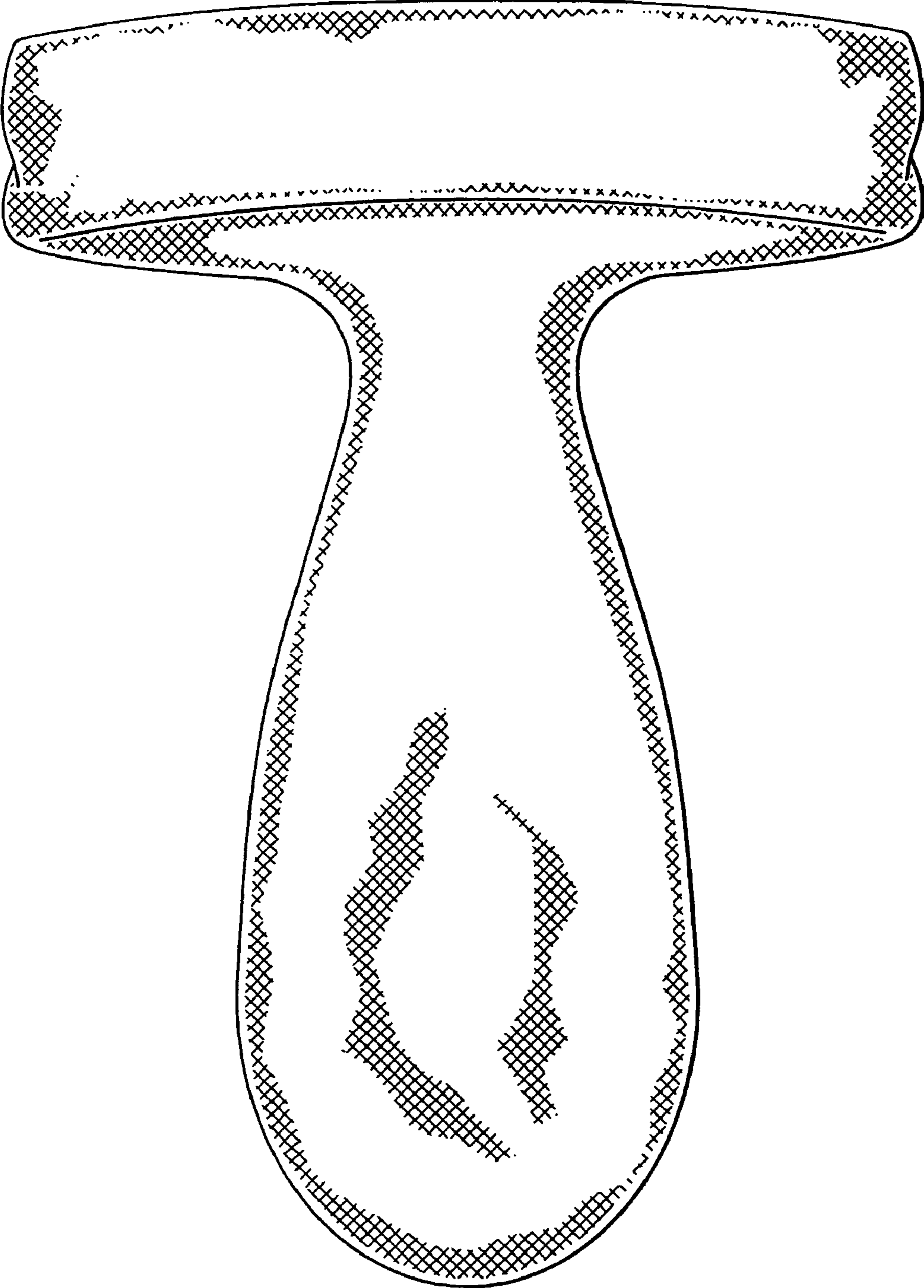


FIG. 1

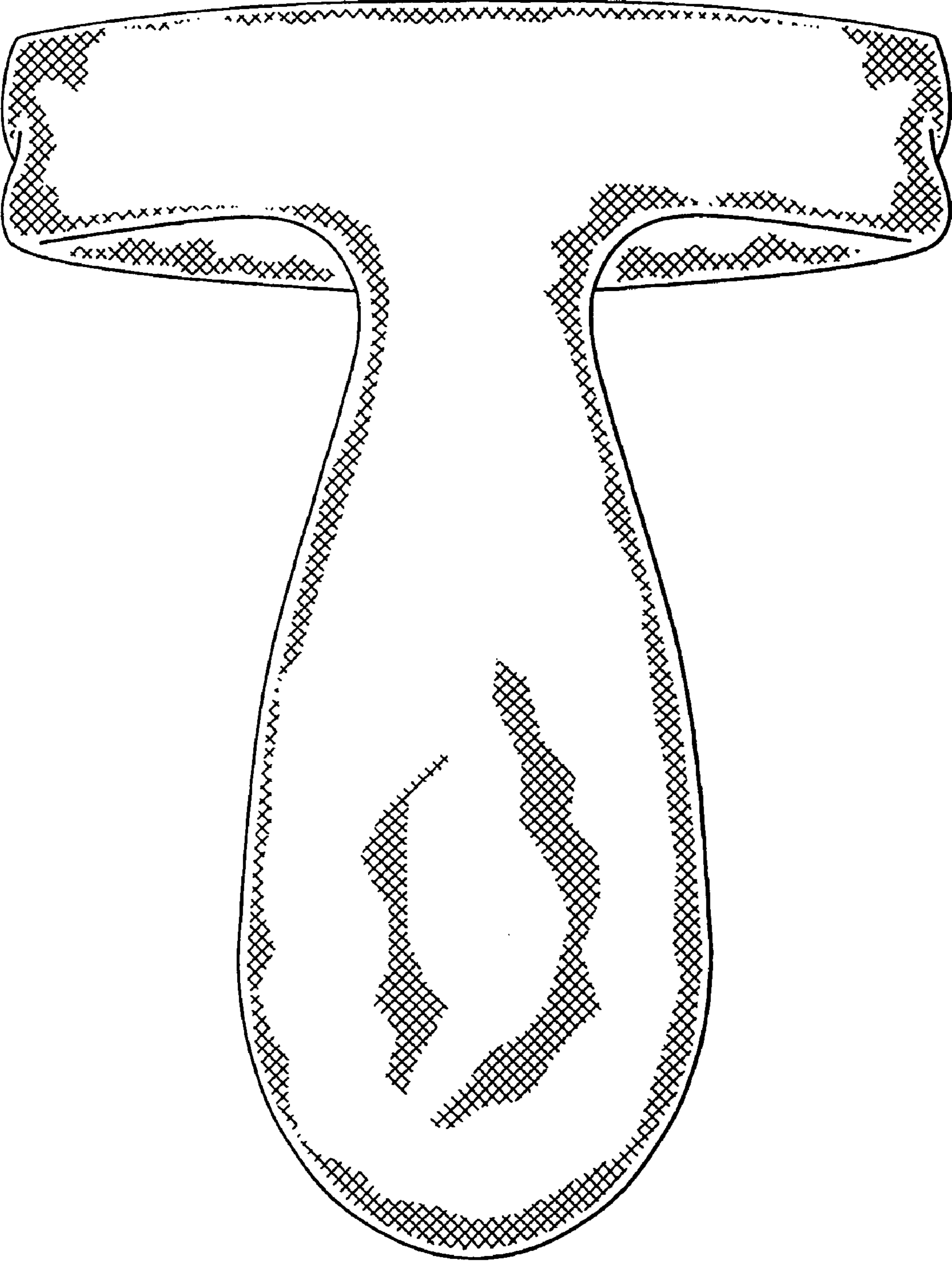


FIG. 2

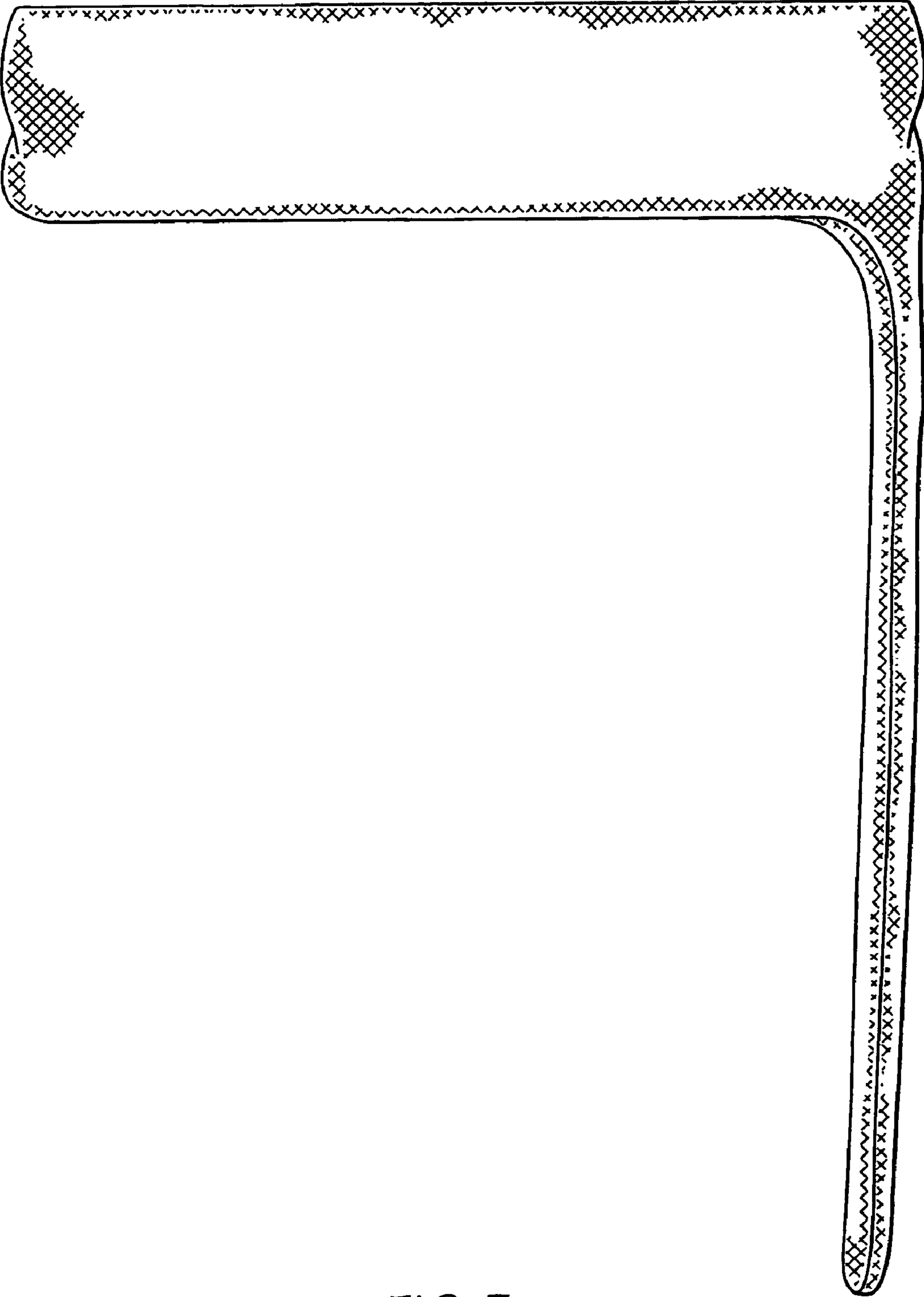


FIG. 3




FIG. 4




FIG. 5

UNITED STATES PATENT AND TRADEMARK OFFICE  
**CERTIFICATE OF CORRECTION**

PATENT NO. : Des. 524,013 S  
APPLICATION NO. : 29/202292  
DATED : July 4, 2006  
INVENTOR(S) : Melvin J. Henderson

Page 1 of 1

It is certified that error appears in the above-identified patent and that said Letters Patent is hereby corrected as shown below:

On the Title Page, item (57),  
Under CLAIM: "The ornamental design for a beaver tail headband, as shown and described." should read --The ornamental design for a beaver tail headband as shown and described.--

Under DESCRIPTION, FIG. 4: "FIG. 4 is a top perspective view of a beaver tail headband in accordance with the present invention; and," should read  
--FIG. 4 is a top perspective view of a beaver tail headband in accordance with the present invention; and--

FIG. 5: "FIG. 5 is a bottom perspective view of a beaver tail headbande in accordance with the present invention." should read --FIG. 5 is a bottom perspective view of a beaver tail headband in accordance with the present invention.--

Signed and Sealed this

Third Day of October, 2006

A handwritten signature in black ink on a dotted background. The signature reads "Jon W. Dudas" in a cursive style.

JON W. DUDAS

*Director of the United States Patent and Trademark Office*