



US00D524009S

(12) **United States Design Patent** (10) **Patent No.:** **US D524,009 S**
Smith et al. (45) **Date of Patent:** **** Jun. 27, 2006**

(54) **SCALPER BLADE FOR A CONVEYOR BELT CLEANER**

(75) Inventors: **Christopher Scott Smith**,
Barboursville, WV (US); **Richard Davis Stoll**,
Chesapeake, OH (US); **Glenn Edward Farrow**,
Huntington, WV (US)

(73) Assignee: **Richwood Industries, Inc.**,
Huntington, WV (US)

(**) Term: **14 Years**

(21) Appl. No.: **29/219,530**

(22) Filed: **Dec. 17, 2004**

(51) **LOC (8) Cl.** **12-05**

(52) **U.S. Cl.** **D34/35**

(58) **Field of Classification Search** D34/35,
D34/29; 15/256.5, 245, 245.1, 250.001, 250.48;
D32/40, 44, 41; D12/219; 198/499, 497
See application file for complete search history.

(56) **References Cited**

U.S. PATENT DOCUMENTS

4,694,952	A	9/1987	Meijer	
4,872,416	A	10/1989	Daniel et al.	
4,925,434	A	5/1990	Swinderman et al.	
4,953,689	A *	9/1990	Peterson et al.	198/497
4,962,845	A	10/1990	Gibbs	
4,969,553	A	11/1990	Stoll	
5,016,746	A	5/1991	Gibbs	
5,082,106	A	1/1992	Schwarze	
5,114,000	A	5/1992	Rappen	
5,197,587	A	3/1993	Malmberg	
5,301,797	A	4/1994	Hollyfield, Jr.	
5,373,931	A	12/1994	Barnes et al.	
5,378,202	A	1/1995	Swinderman	
5,975,281	A	11/1999	Yoshizako et al.	
6,056,112	A *	5/2000	Wiggins	198/499
6,082,524	A	7/2000	Brink	
6,152,290	A	11/2000	Mott et al.	

6,179,114	B1	1/2001	Brink	
6,227,350	B1	5/2001	Yoshizako et al.	
6,279,727	B1	8/2001	Waalkes et al.	
6,283,274	B1	9/2001	Dolan et al.	
6,315,105	B1	11/2001	Gibbs et al.	
6,321,901	B1	11/2001	Strebel et al.	
6,349,816	B1	2/2002	Tenzer et al.	
6,354,428	B1	3/2002	Gibbs et al.	
6,360,875	B1	3/2002	Altemus, Jr. et al.	
6,401,911	B1	6/2002	Swinderman	
6,443,294	B1	9/2002	Brody et al.	
6,457,575	B1	10/2002	Swinderman	
6,575,292	B1	6/2003	Swinderman	
6,581,754	B1	6/2003	Law	
6,591,969	B1	7/2003	Swinderman et al.	
6,612,419	B1	9/2003	Watson	
6,619,469	B1	9/2003	Malmberg	
D482,508	S *	11/2003	DeVries	D34/35
6,681,919	B1	1/2004	Brink	
2003/0066737	A1 *	4/2003	Malmberg	198/497
2003/0230466	A1 *	12/2003	Swinderman et al.	198/497

* cited by examiner

Primary Examiner—Cynthia E. Ramirez
(74) *Attorney, Agent, or Firm*—Steven & Showalter LLP

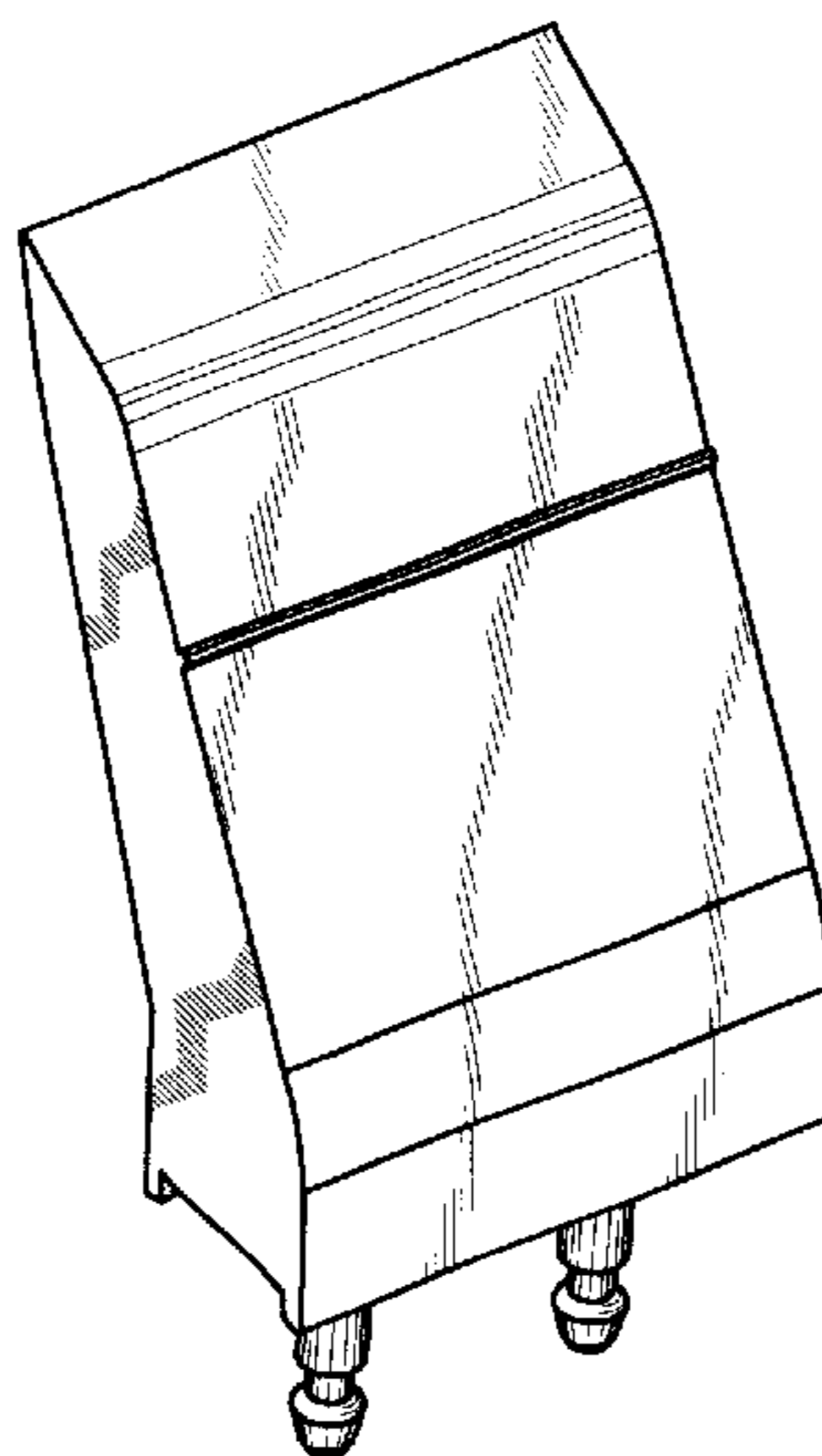
(57) **CLAIM**

The ornamental design for a scalper blade for a conveyor belt cleaner, as shown and described.

DESCRIPTION

FIG. 1 is a perspective view of a scalper blade for a conveyor belt cleaner showing our new design, the view taken from left rear of the scalper blade;
FIG. 2 is an elevational view of the left side of the scalper blade;
FIG. 3 is an elevational view of the right side of the scalper blade;
FIG. 4 is an elevational rear view of the scalper blade;
FIG. 5 is an elevational front view of the scalper blade;
FIG. 6 is a bottom view of the scalper blade; and,
FIG. 7 is a top view of the scalper blade.

1 Claim, 1 Drawing Sheet



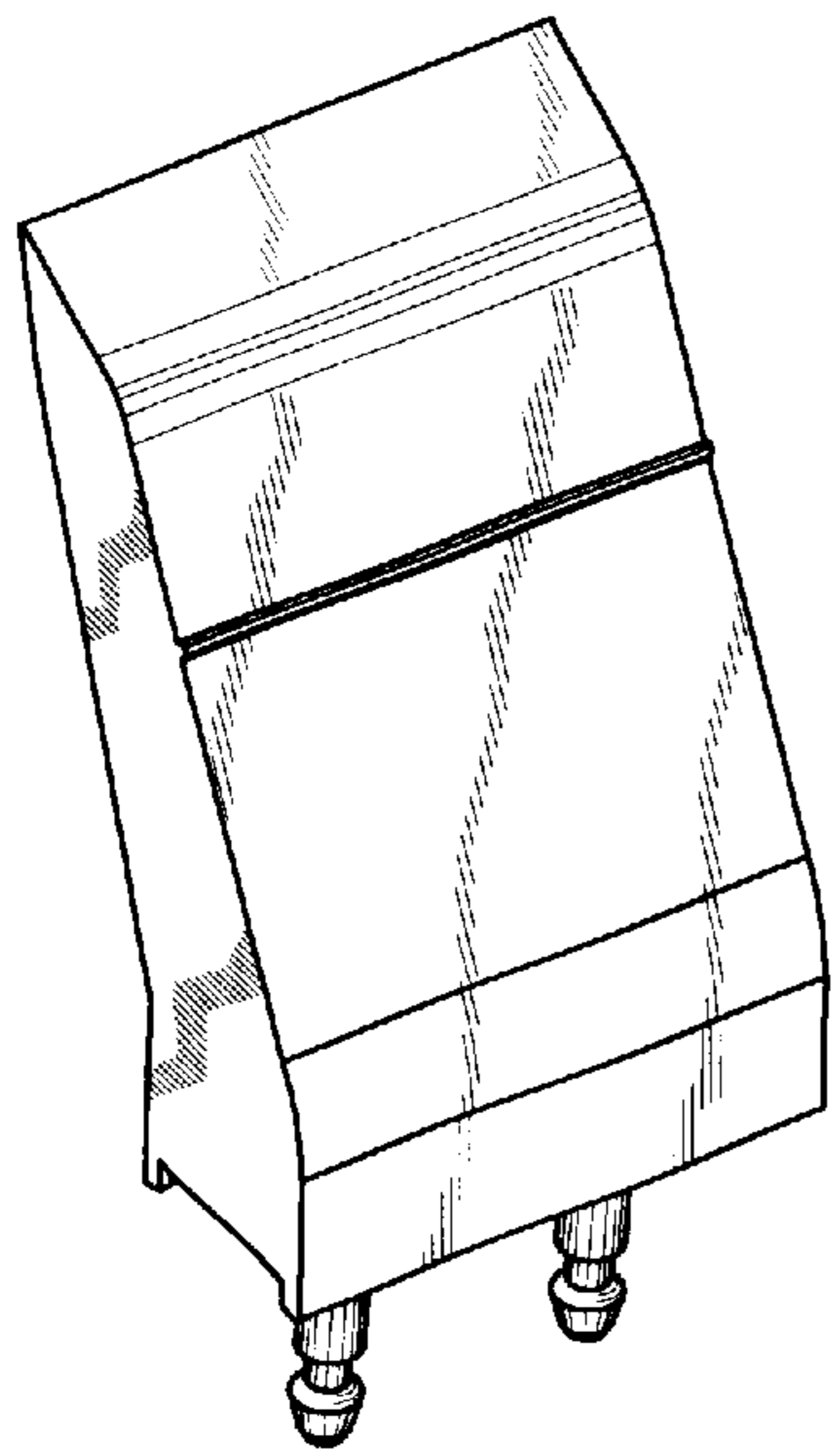


FIG. 1

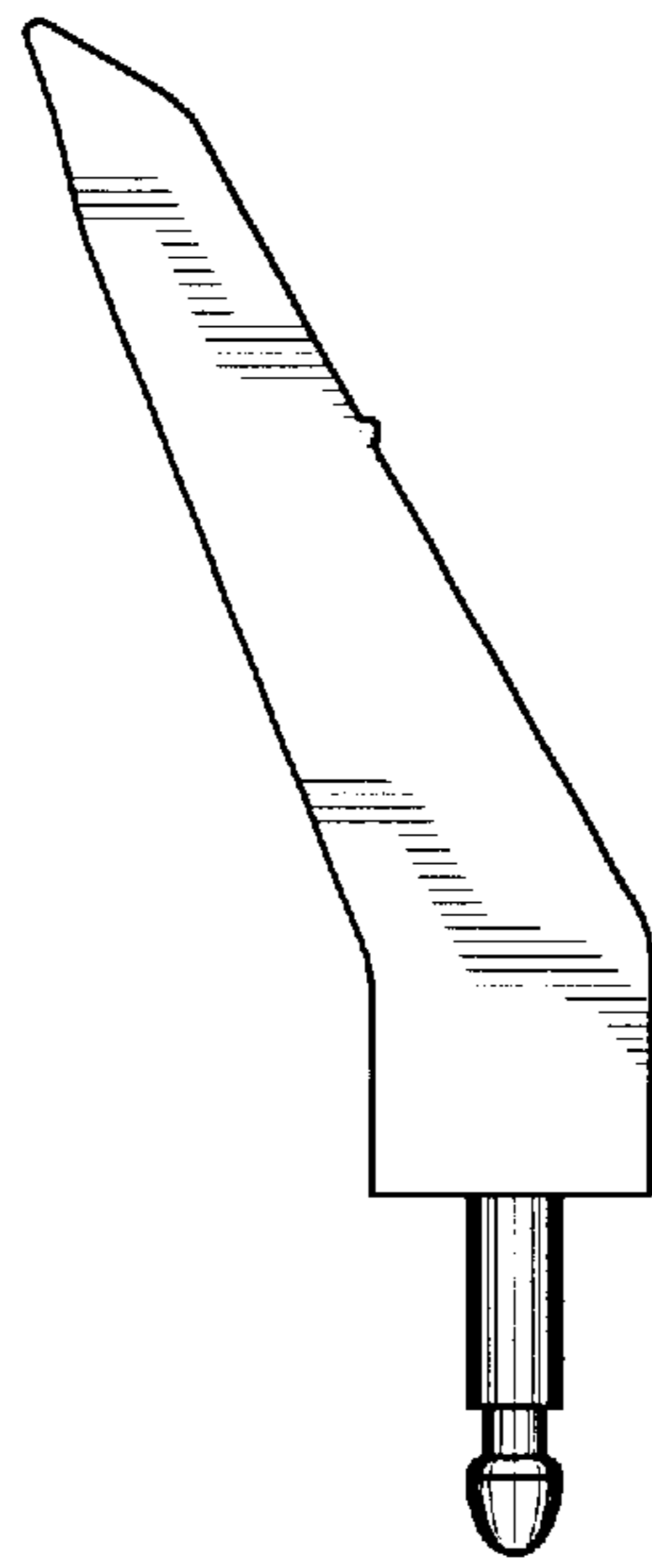


FIG. 2

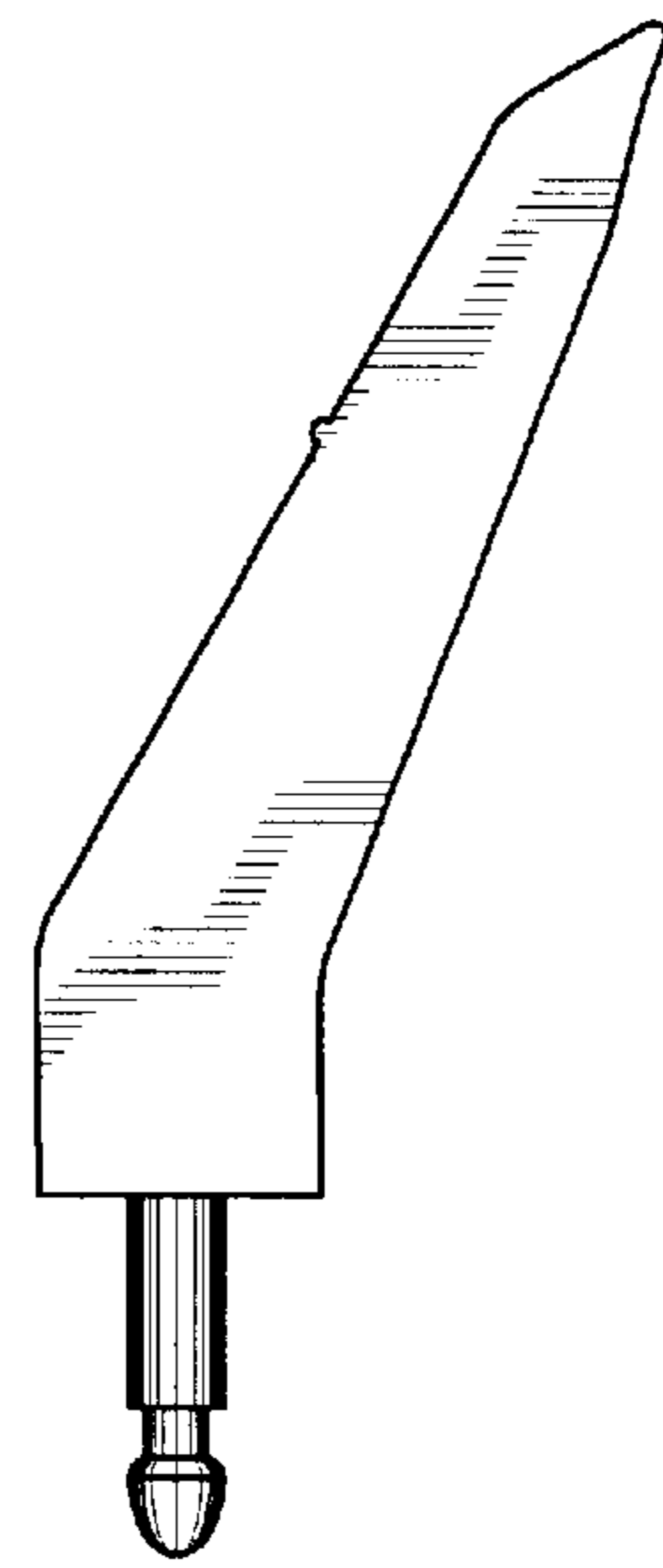


FIG. 3




FIG. 4

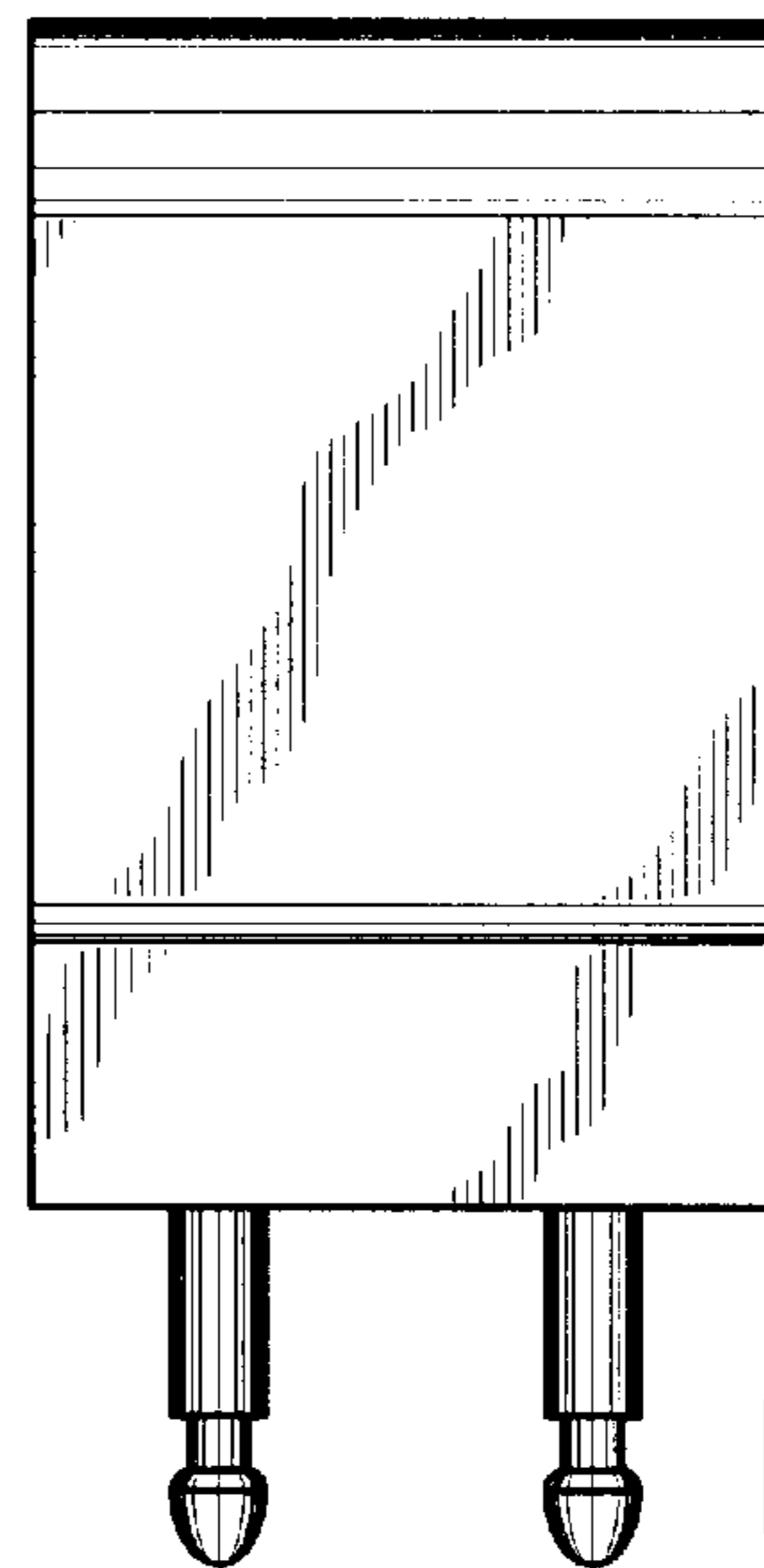


FIG. 5

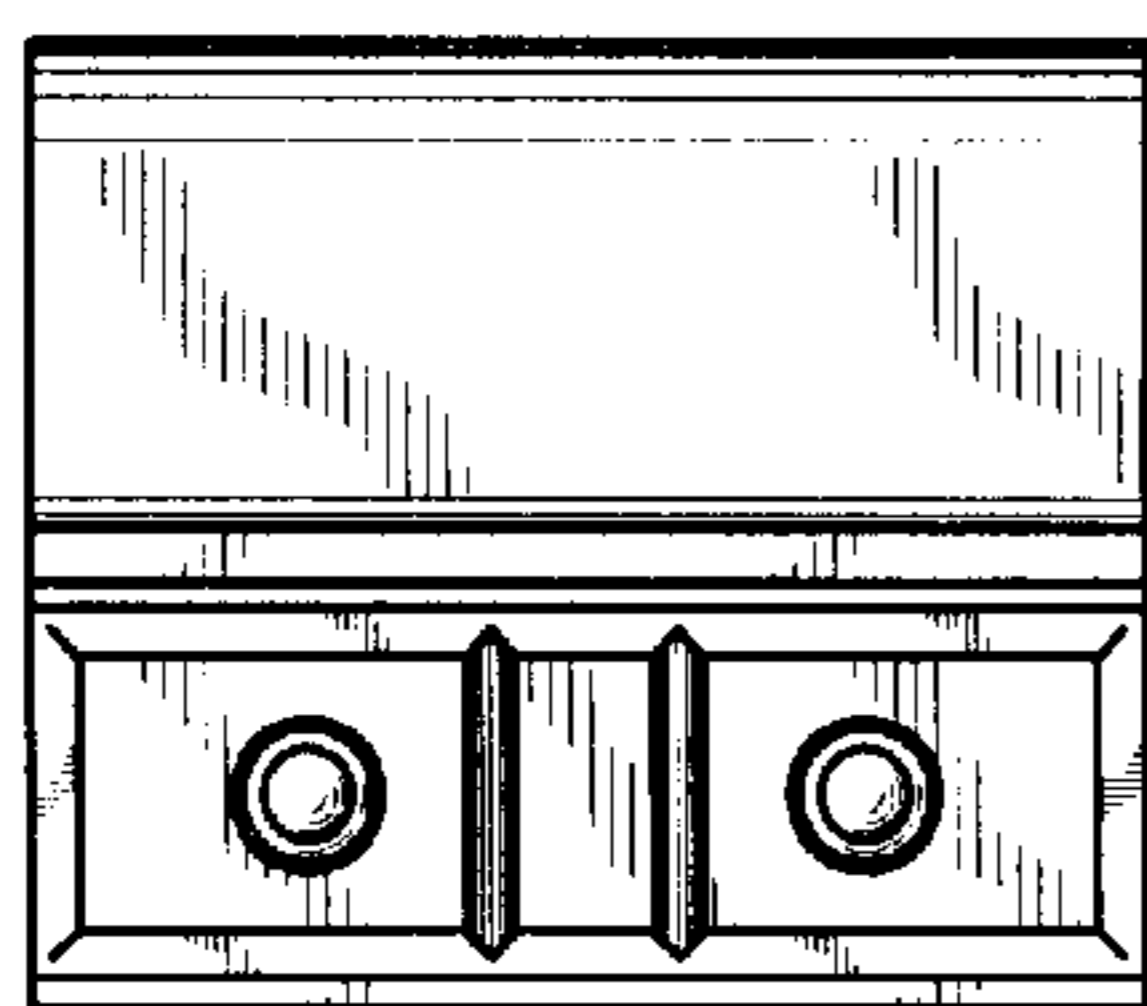


FIG. 6

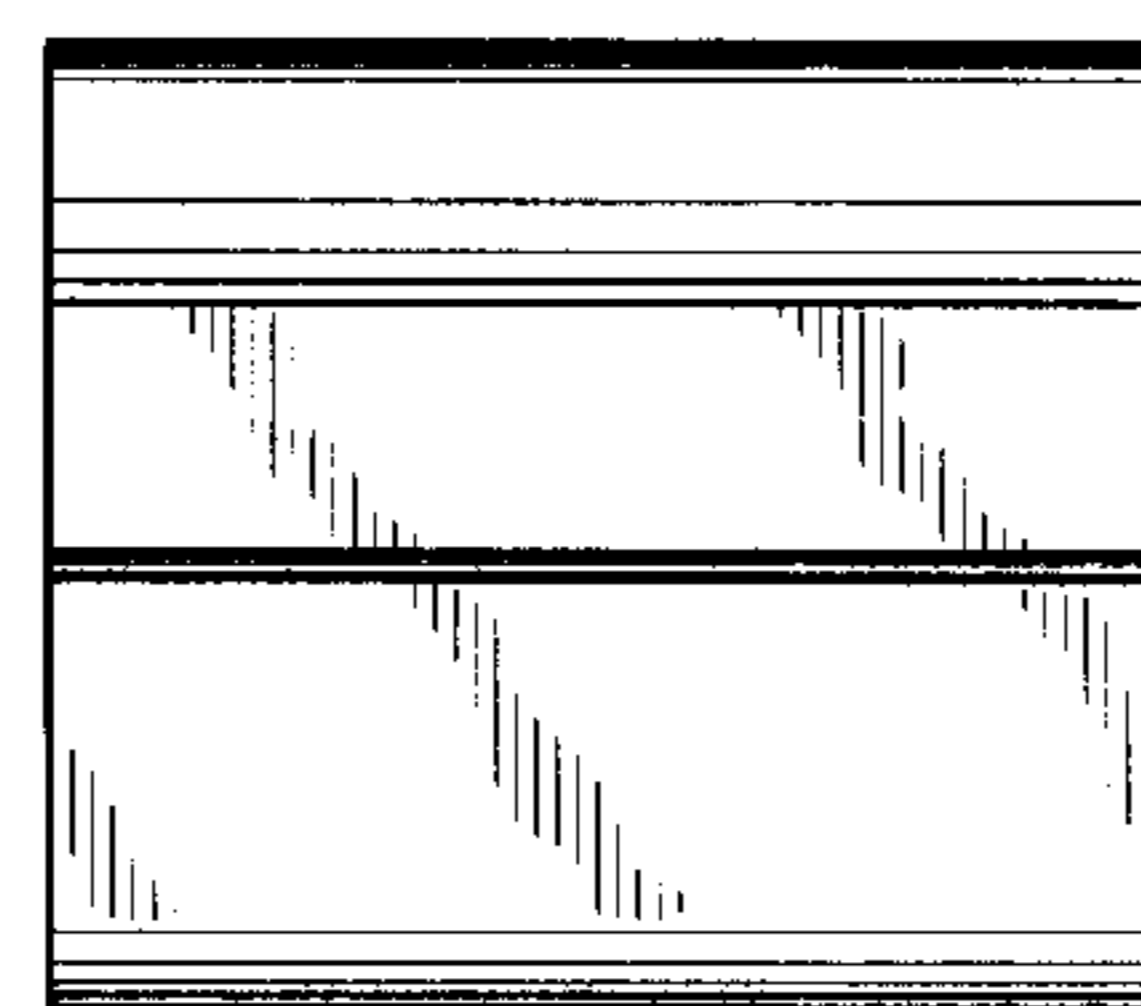


FIG. 7