



US00D523977S

(12) **United States Design Patent**  
**Hirai et al.**

(10) **Patent No.:** **US D523,977 S**  
(45) **Date of Patent:** **\*\* Jun. 27, 2006**

(54) **REAR COMBINATION LAMP FOR AN  
AUTOMOBILE**

D508,136 S \* 8/2005 Pfeiffer ..... D26/28

(75) Inventors: **Kenichi Hirai**, Aichi-ken (JP); **Pansoo  
Kwon**, Aichi-ken (JP); **Morinobu  
Okano**, Osaka-fu (JP)

(73) Assignee: **Toyota Jidosha Kabushiki Kaisha** (JP)

(\*\*) Term: **14 Years**

(21) Appl. No.: **29/221,899**

(22) Filed: **Jan. 21, 2005**

(51) **LOC (8) Cl.** ..... **26-06**

(52) **U.S. Cl.** ..... **D26/28**

(58) **Field of Classification Search** ..... D26/28-36;  
362/459-468, 475-478, 485-487

See application file for complete search history.

(56) **References Cited**

**U.S. PATENT DOCUMENTS**

- D502,560 S \* 3/2005 Kushima ..... D26/28
- D504,735 S \* 5/2005 Lin ..... D26/28
- D506,276 S \* 6/2005 Nakamura et al. .... D26/28

**OTHER PUBLICATIONS**

Nissan, ALMERA 2004, Brochure of ALMERA, Jan. 2004.  
BMW, BMW 3 Series Compact 2004, Brochure of BMW,  
2003.

Nissan, ALTIMA 2005, Brochure of ALTIMA, 2004.

\* cited by examiner

*Primary Examiner*—Marcus A. Jackson

(74) *Attorney, Agent, or Firm*—SAIDMAN DesignLaw  
Group

(57) **CLAIM**


The ornamental design for a rear combination lamp for an  
automobile, as shown and described.

**DESCRIPTION**


FIG. 1 is a front perspective view of a rear combination lamp  
for an automobile showing our new design;  
FIG. 2 is a front view thereof;  
FIG. 3 is a right-side view thereof; and,  
FIG. 4 is a top view thereof.

**1 Claim, 2 Drawing Sheets**






**FIG. 1**



**FIG. 2**



**FIG. 3**



**FIG. 4**