



US00D523964S

(12) **United States Design Patent** (10) **Patent No.:** **US D523,964 S**
Phelan et al. (45) **Date of Patent:** **** Jun. 27, 2006**

(54) **HANDHELD MEDICAL TEST DEVICE**
(75) Inventors: **Andrew P. Phelan**, Bedford (GB);
Stephen P. Sharrock, Bedford (GB)
(73) Assignee: **Inverness Medical Switzerland GmbH**, Zug (CH)
(**) Term: **14 Years**
(21) Appl. No.: **29/238,695**
(22) Filed: **Sep. 20, 2005**

Related U.S. Application Data

(63) Continuation of application No. 29/193,820, filed on Nov. 13, 2003, now Pat. No. Des. 509,901.

Foreign Application Priority Data

May 13, 2003 (GB) 3012695

(51) **LOC (8) Cl.** **24-02**

(52) **U.S. Cl.** **D24/223; D24/186; D24/216; D24/225**

(58) **Field of Classification Search** D24/186, D24/216, 223, 224, 225; D10/81; 422/55, 422/56, 58, 68.1, 82.5, 99, 102, 104; 435/287.2, 435/288.3-288.5, 297.3, 806, 810, 969, 970, 435/975; 436/164, 168, 169, 170, 514, 806, 436/808, 809, 810

See application file for complete search history.

References Cited

U.S. PATENT DOCUMENTS

D348,522 S 7/1994 Groothuizen
D348,735 S 7/1994 Groothuizen
D358,218 S 5/1995 Groothuizen et al.
D365,998 S 1/1996 Groothuizen et al.
D367,236 S 2/1996 Groothuizen et al.
D369,868 S * 5/1996 Nazareth et al. D24/225

D379,662 S * 6/1997 Pearson et al. D24/223
D379,663 S * 6/1997 Pearson et al. D24/223
D383,549 S 9/1997 Arnett et al.
D394,317 S 5/1998 Carp D24/223
D412,990 S 8/1999 Woolston et al.
D421,310 S * 2/2000 Shantz D24/223
D439,985 S * 4/2001 Sanner D24/216
6,352,862 B1 * 3/2002 Davis et al. 436/510
6,365,417 B1 * 4/2002 Fleming et al. 436/514
D470,240 S * 2/2003 Niedbala et al. D24/216
D491,274 S 6/2004 Dubniczki et al. D24/223
D493,893 S * 8/2004 Wang D24/223
D497,673 S 10/2004 Long D24/223
D497,999 S 11/2004 Long D24/223
2002/0001852 A1 * 1/2002 Mendel-Hartvig et al. .. 436/514
2004/0171174 A1 * 9/2004 Nazareth et al. 436/514
2005/0037510 A1 2/2005 Sharrock et al. 422/82.05

* cited by examiner

Primary Examiner—Marcus A. Jackson

Assistant Examiner—Melanie Levy

(74) *Attorney, Agent, or Firm*—Scott E. Kamholz; Foley Hoag LLP

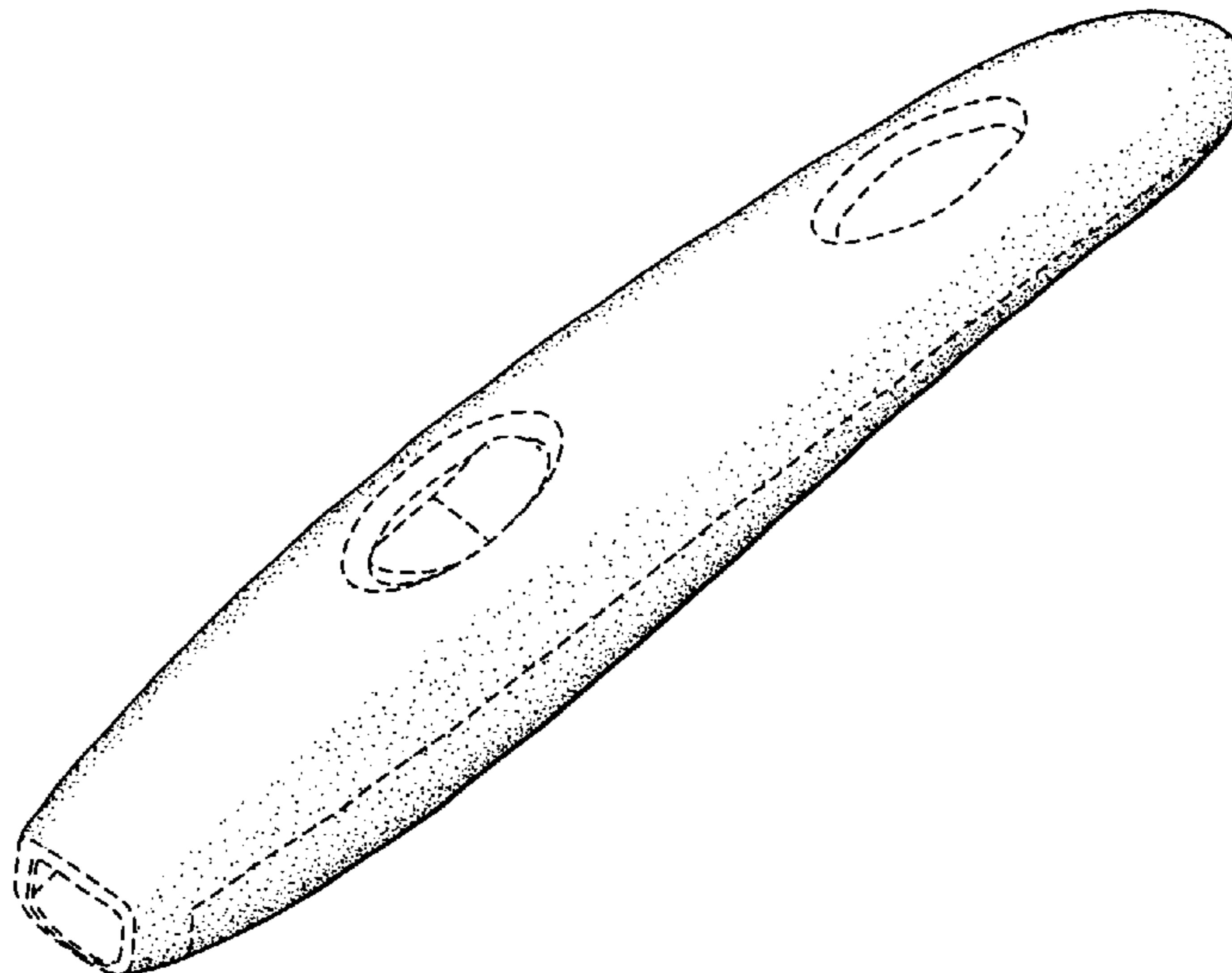
(57) **CLAIM**

The ornamental design for a handheld medical test device, as shown and described.

DESCRIPTION

FIG. 1 is a front perspective view of the top and left side of a handheld medical test device showing the design; FIG. 2 is a top plan view thereof; FIG. 3 is a bottom plan view thereof; FIG. 4 is a left side elevation view thereof, the right side being a mirror image thereof; FIG. 5 is a front elevation view of the design; and, FIG. 6 is a rear elevation view thereof. Broken lines shown in the drawings are for illustrative purposes only and do not form part of the claimed design.

1 Claim, 2 Drawing Sheets



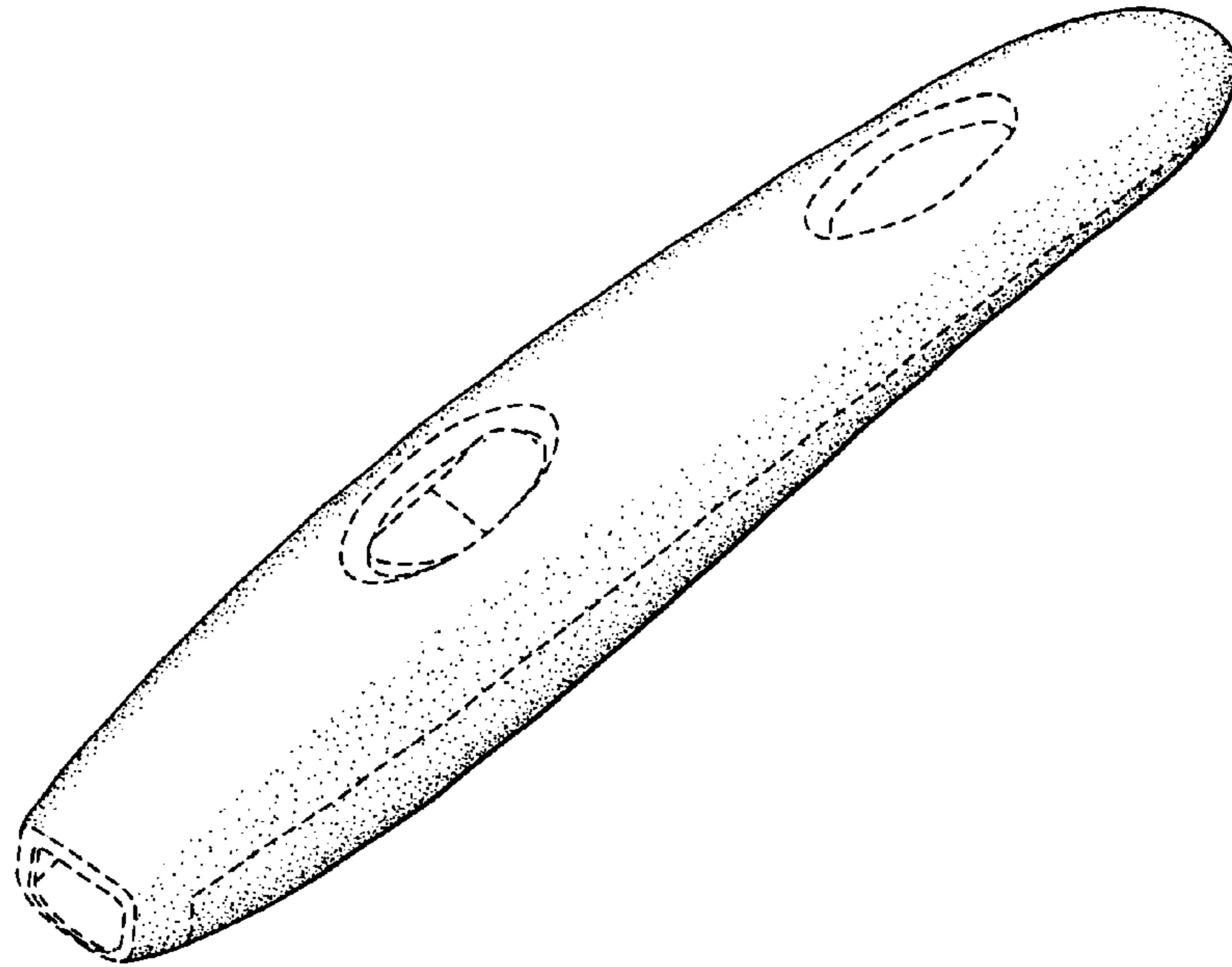


Fig. 1

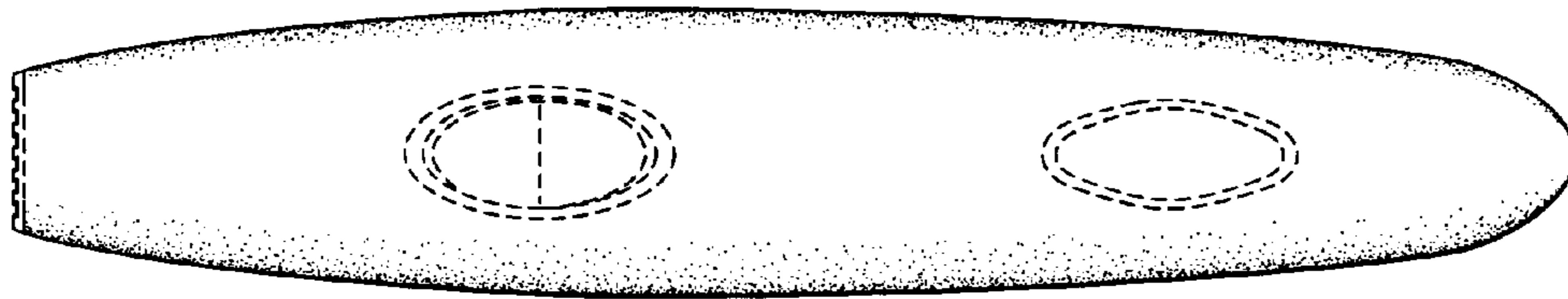


Fig. 2




Fig. 3

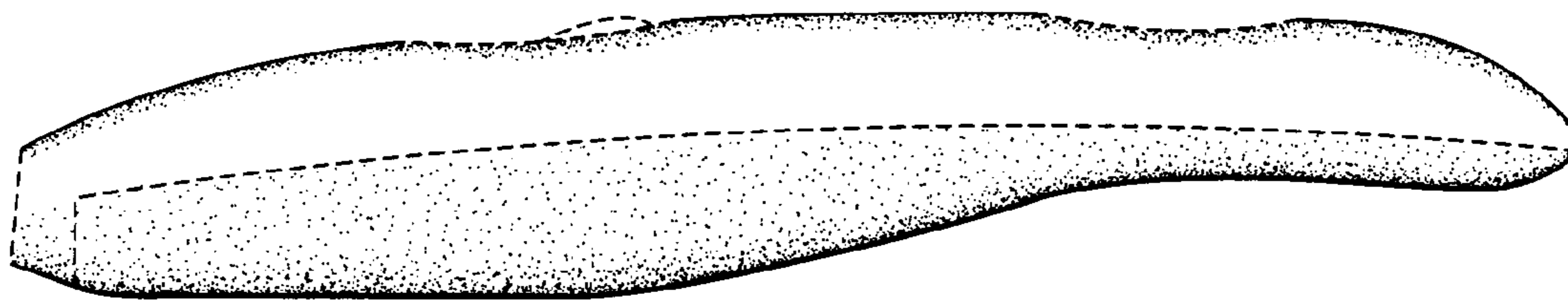


Fig. 4

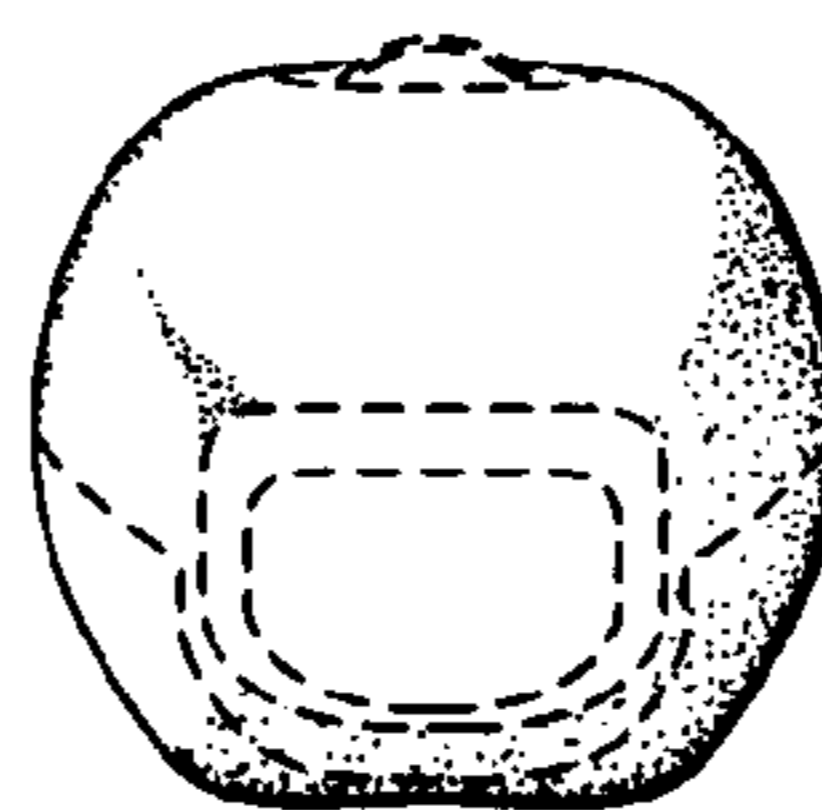


Fig. 5

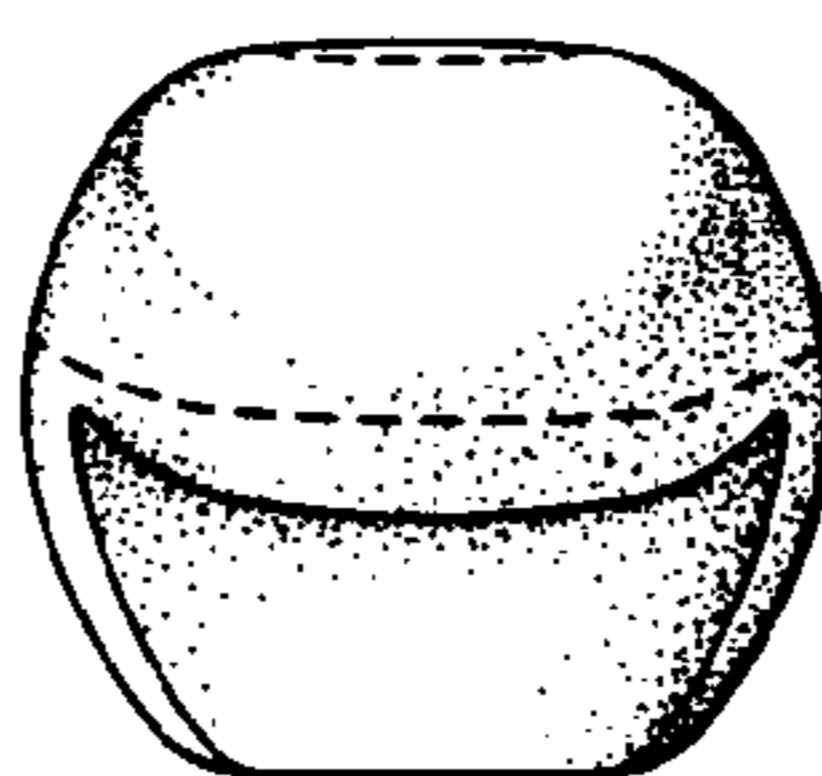


Fig. 6