



US00D523955S

(12) **United States Design Patent**
Badarello

(10) **Patent No.:** **US D523,955 S**
(45) **Date of Patent:** **** Jun. 27, 2006**

(54) **CEILING FAN BLADE**
(75) Inventor: **Christophe Badarello**, Walls, MS (US)
(73) Assignee: **Hunter Fan Company**, Memphis, TN (US)
(**) Term: **14 Years**

D480,802 S 10/2003 Frampton D23/413
D480,803 S 10/2003 Frampton D23/413
D485,350 S 1/2004 Frampton D23/413
D485,351 S 1/2004 Frampton D23/413
D488,219 S 4/2004 Frampton D23/413
D488,220 S 4/2004 Frampton D23/413
D488,221 S 4/2004 Frampton D23/413
D489,128 S 4/2004 Frampton D23/413
D506,826 S 6/2005 Frampton D23/411

(21) Appl. No.: **29/229,157**
(22) Filed: **May 3, 2005**

* cited by examiner

Primary Examiner—Lisa Lichtenstein
(74) *Attorney, Agent, or Firm*—Baker Donelson

(51) **LOC (8) Cl.** **23-04**
(52) **U.S. Cl.** **D23/413**
(58) **Field of Classification Search** D23/413,
D23/411, 377, 379, 385; 416/5
See application file for complete search history.

(57) **CLAIM**

The ornamental design for a ceiling fan blade, as shown and described.

DESCRIPTION

(56) **References Cited**
U.S. PATENT DOCUMENTS

D432,640 S 10/2000 Frampton D23/413
D433,118 S 10/2000 Frampton D23/413
D433,119 S 10/2000 Frampton D23/413
D433,498 S 11/2000 Frampton D23/413
D433,747 S 11/2000 Frampton D23/413
D450,380 S 11/2001 Frampton D23/413
D454,192 S 3/2002 Frampton D23/413
D454,636 S * 3/2002 Lantz D23/413
D480,135 S 9/2003 Frampton D23/413

FIG. 1 is a perspective view of a ceiling fan blade showing my new design.
FIG. 2 is a right side view thereof, the left side view being a mirror image thereof.
FIG. 3 is a front view thereof.
FIG. 4 is a rear view thereof.
FIG. 5 is a top view thereof; and,
FIG. 6 is a bottom view thereof.

1 Claim, 3 Drawing Sheets

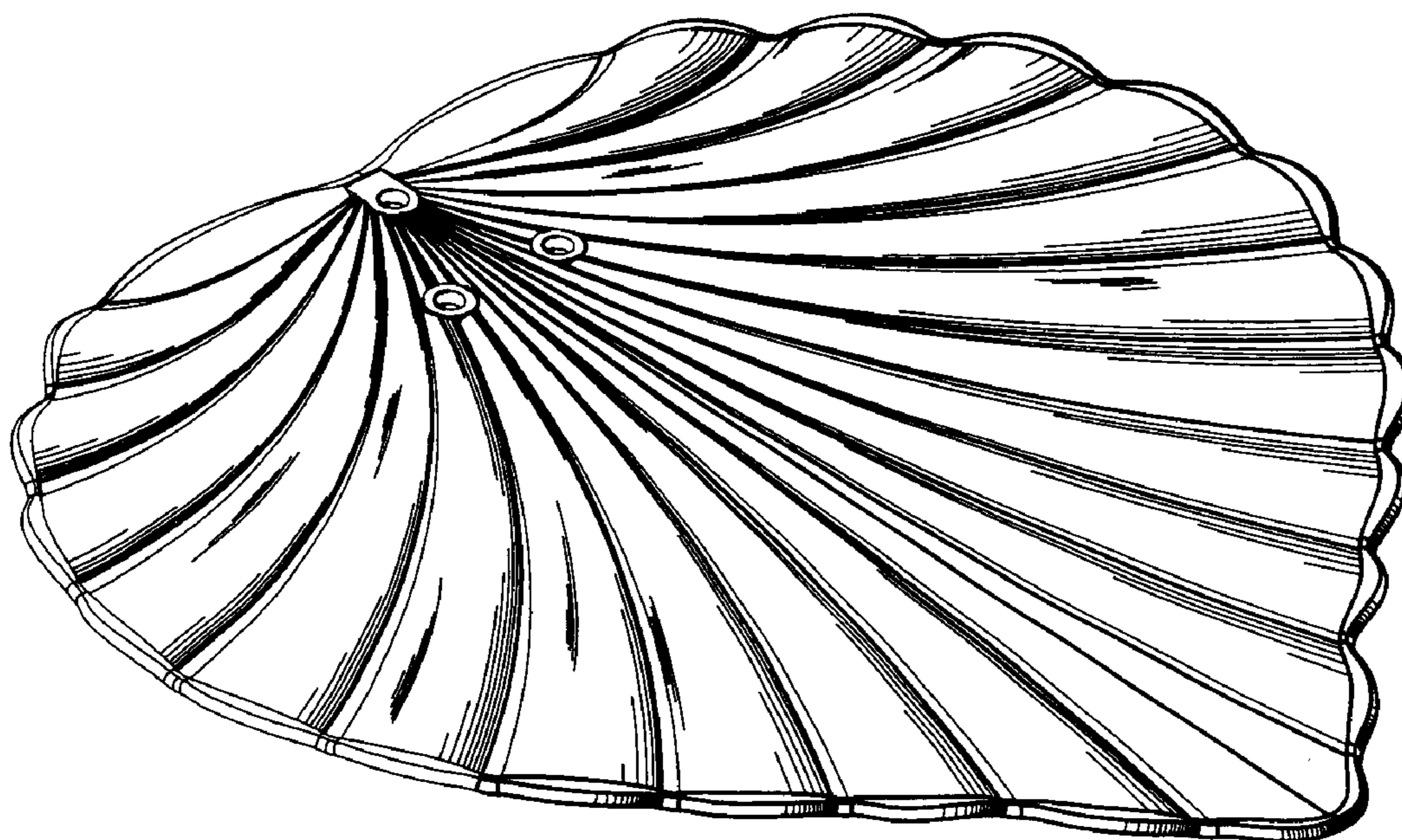


Fig. 1

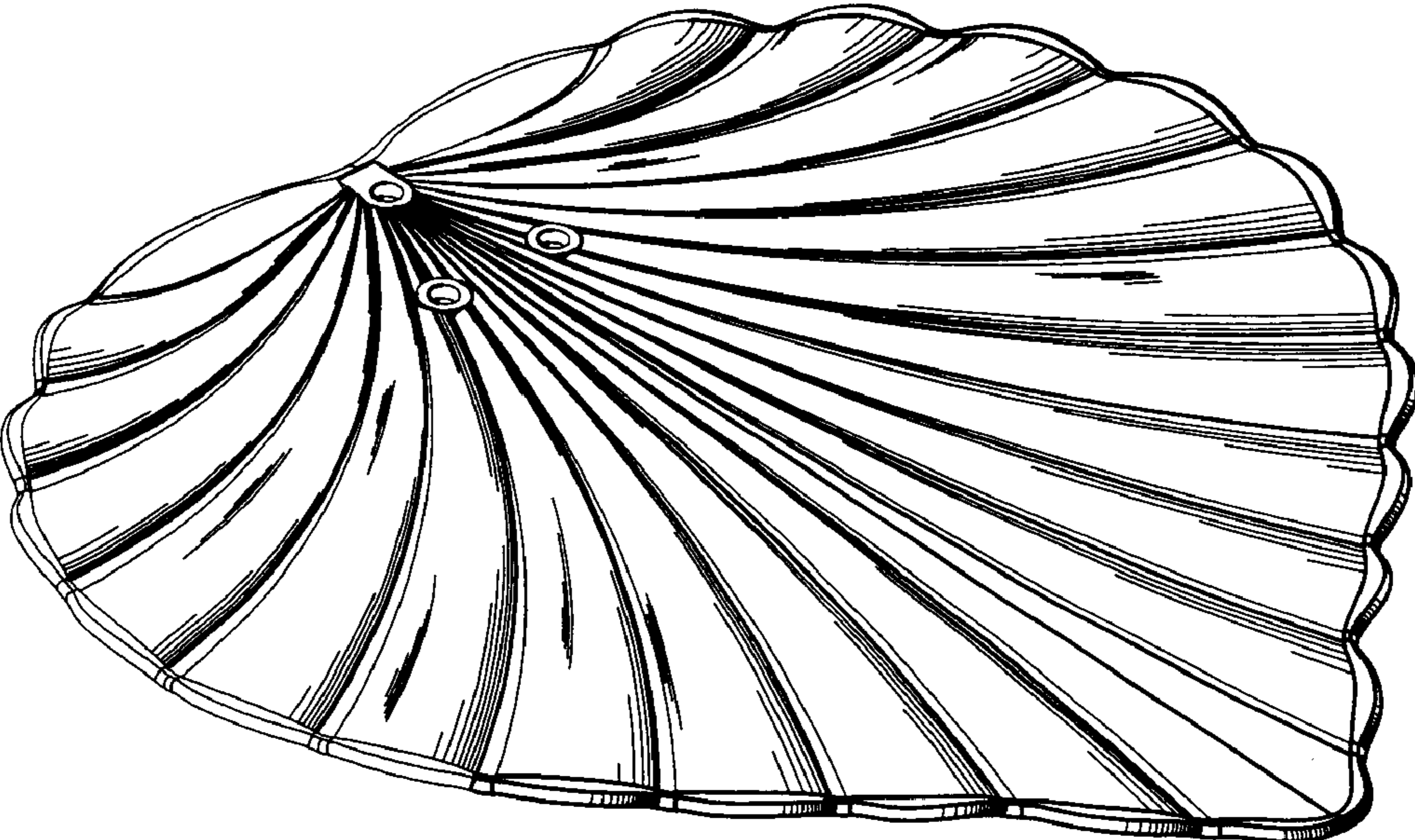


Fig. 2



Fig. 3

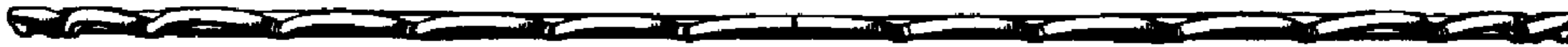


Fig. 4



Fig. 5




Fig. 6

