



US00D523943S

(12) **United States Design Patent**  
**Oh et al.**

(10) **Patent No.:** **US D523,943 S**

(45) **Date of Patent:** **\*\* Jun. 27, 2006**

(54) **AIR CONDITIONER**

(75) Inventors: **San Hui Oh**, Seoul (KR); **Joo Hee Ryu**, Goyang-si (KR)

(73) Assignee: **Samsung Electronics Co., Ltd.** (KR)

(\*\*) Term: **14 Years**

(21) Appl. No.: **29/237,354**

(22) Filed: **Aug. 30, 2005**

(30) **Foreign Application Priority Data**

Jun. 15, 2005 (KR) ..... 30-2005-0019950

(51) **LOC (8) Cl.** ..... **23-04**

(52) **U.S. Cl.** ..... **D23/353**

(58) **Field of Classification Search** ..... D23/351-354;  
62/262, 259.1; 312/236; 454/204

See application file for complete search history.

(56) **References Cited**

**U.S. PATENT DOCUMENTS**

- D307,177 S \* 4/1990 Yamazaki et al. .... D23/353
- D309,180 S \* 7/1990 Moritani ..... D23/353
- D415,830 S \* 10/1999 Kawata ..... D23/353
- D433,492 S \* 11/2000 Oya et al. .... D23/351
- D446,576 S \* 8/2001 Bushnell et al. .... D23/353
- D464,719 S \* 10/2002 Choi ..... D23/353
- D465,017 S \* 10/2002 Choi ..... D23/353

- D465,273 S \* 11/2002 Yoo ..... D23/353
- D465,563 S \* 11/2002 Lee ..... D23/353
- D465,564 S \* 11/2002 Yamagami ..... D23/353
- D474,533 S \* 5/2003 Zhu et al. .... D23/353
- D495,408 S \* 8/2004 Song ..... D23/353

\* cited by examiner

*Primary Examiner*—Brian N Vinson

(74) *Attorney, Agent, or Firm*—Irving Keschner

(57) **CLAIM**

The ornamental design for air conditioner, as shown.

**DESCRIPTION**

FIG. 1 is a perspective view of the ornamental design of the present invention;

FIG. 2 is a front elevational view of the ornamental design of the present invention;

FIG. 3 is a rear elevational view of the ornamental design of the present invention;

FIG. 4 is a left side elevational view of the ornamental design of the present invention;

FIG. 5 is a right side elevational view of the ornamental design of the present invention;

FIG. 6 is a top plan view of the ornamental design of the present invention; and,

FIG. 7 is a bottom view of the ornamental design of the present invention.

**1 Claim, 4 Drawing Sheets**

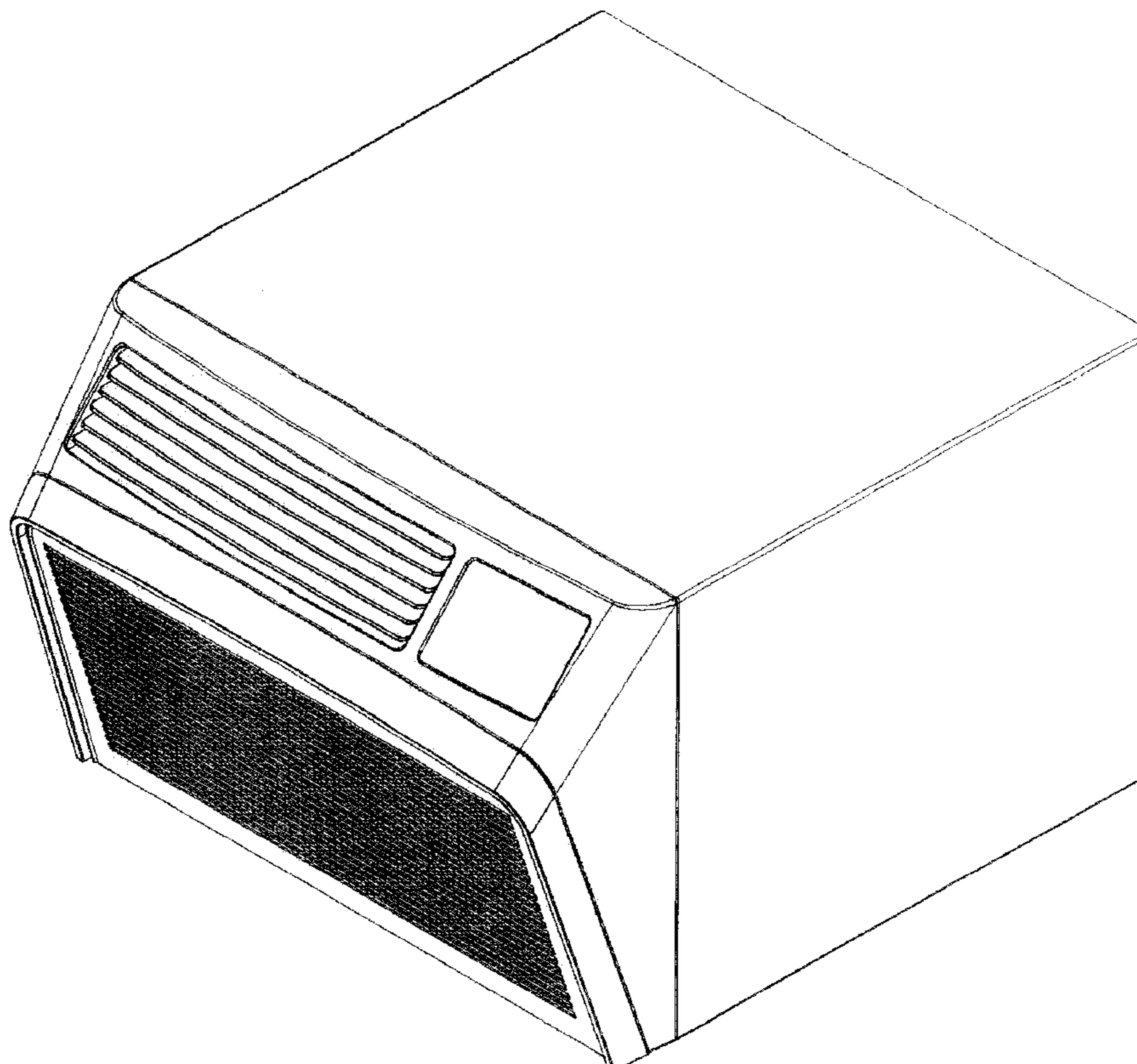


Fig. 1

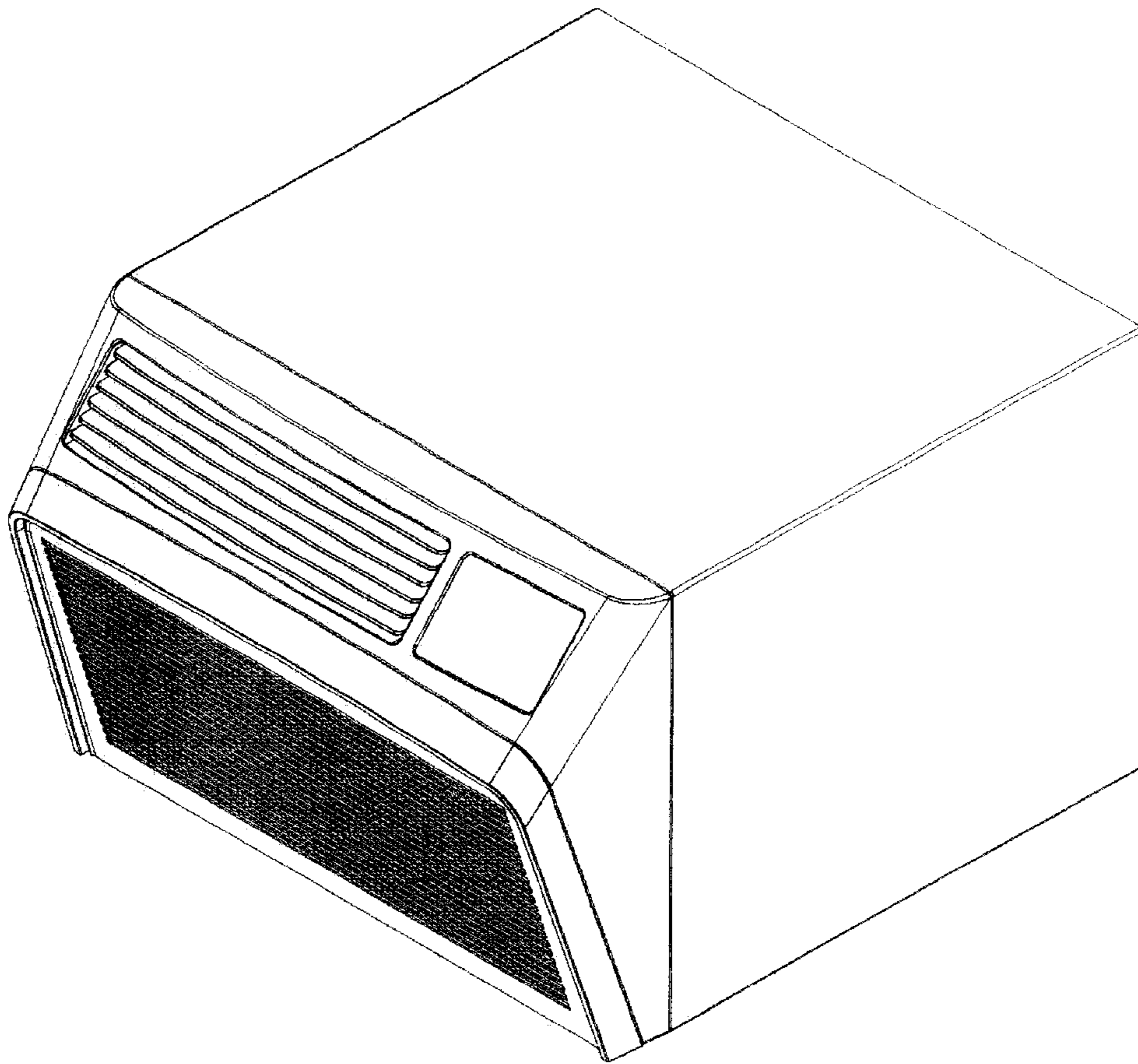


Fig. 2

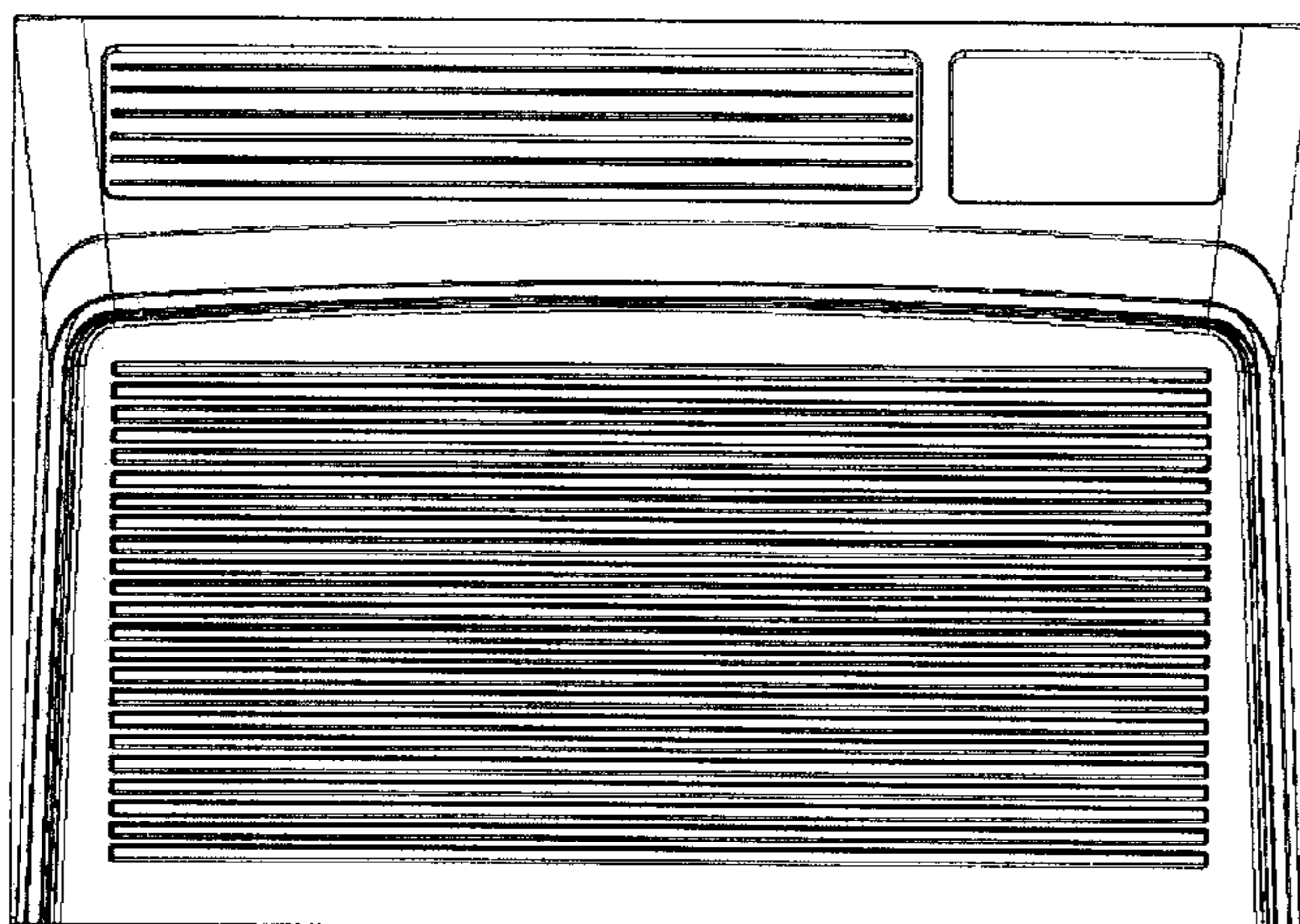


Fig. 3




Fig. 4




Fig. 5




Fig. 6




Fig. 7

