



US00D523930S

(12) **United States Design Patent**
Fritz

(10) **Patent No.:** **US D523,930 S**

(45) **Date of Patent:** **** Jun. 27, 2006**

(54) **FAUCET HANDLE**

(75) Inventor: **Seth A. Fritz**, Kendallville, IN (US)

(73) Assignee: **Masco Corporation of Indiana**,
Indianapolis, IN (US)

(**) Term: **14 Years**

(21) Appl. No.: **29/219,971**

(22) Filed: **Dec. 23, 2004**

(51) **LOC (8) Cl.** **23-01**

(52) **U.S. Cl.** **D23/252**

(58) **Field of Classification Search** D23/238-257;
D8/250-257, 300-322, DIG. 3; 16/110.1;
4/675-678; 137/801

See application file for complete search history.

(56) **References Cited**

U.S. PATENT DOCUMENTS

- D248,564 S * 7/1978 Doman D23/257
- D364,216 S * 11/1995 Hill et al. D23/252
- D438,937 S * 3/2001 Tolosa D23/252

- D484,574 S * 12/2003 Spangler D23/252
- D505,995 S * 6/2005 Kulig et al. D23/252
- D510,128 S * 9/2005 Gilbert D23/252

* cited by examiner

Primary Examiner—Louis S. Zarfes

Assistant Examiner—G. Andoll

(74) *Attorney, Agent, or Firm*—Kwadjo Adusei-Poku;
Lloyd D. Doigan

(57) **CLAIM**

The ornamental design for a faucet handle, as shown and described.

DESCRIPTION

FIG. 1 is a front perspective view of a faucet handle showing my design;

FIG. 2 is a right side elevational view thereof, the left side elevational view being a mirror image thereof;


FIG. 3 is a front elevational view thereof;

FIG. 4 is a rear elevational view thereof;

FIG. 5 is a top plan view thereof; and,

FIG. 6 is a front perspective view thereof.

1 Claim, 6 Drawing Sheets






FIG. 1

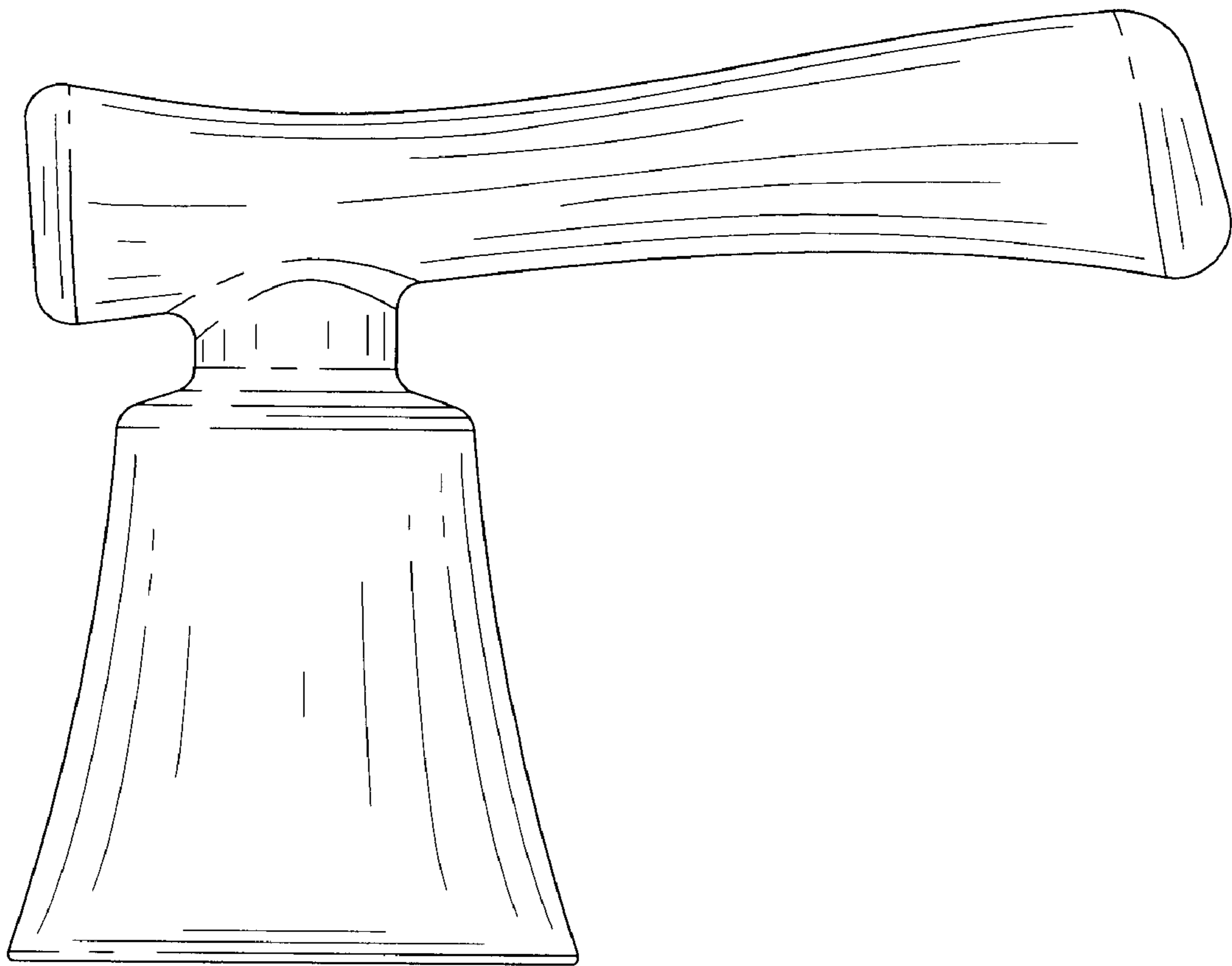


FIG. 2

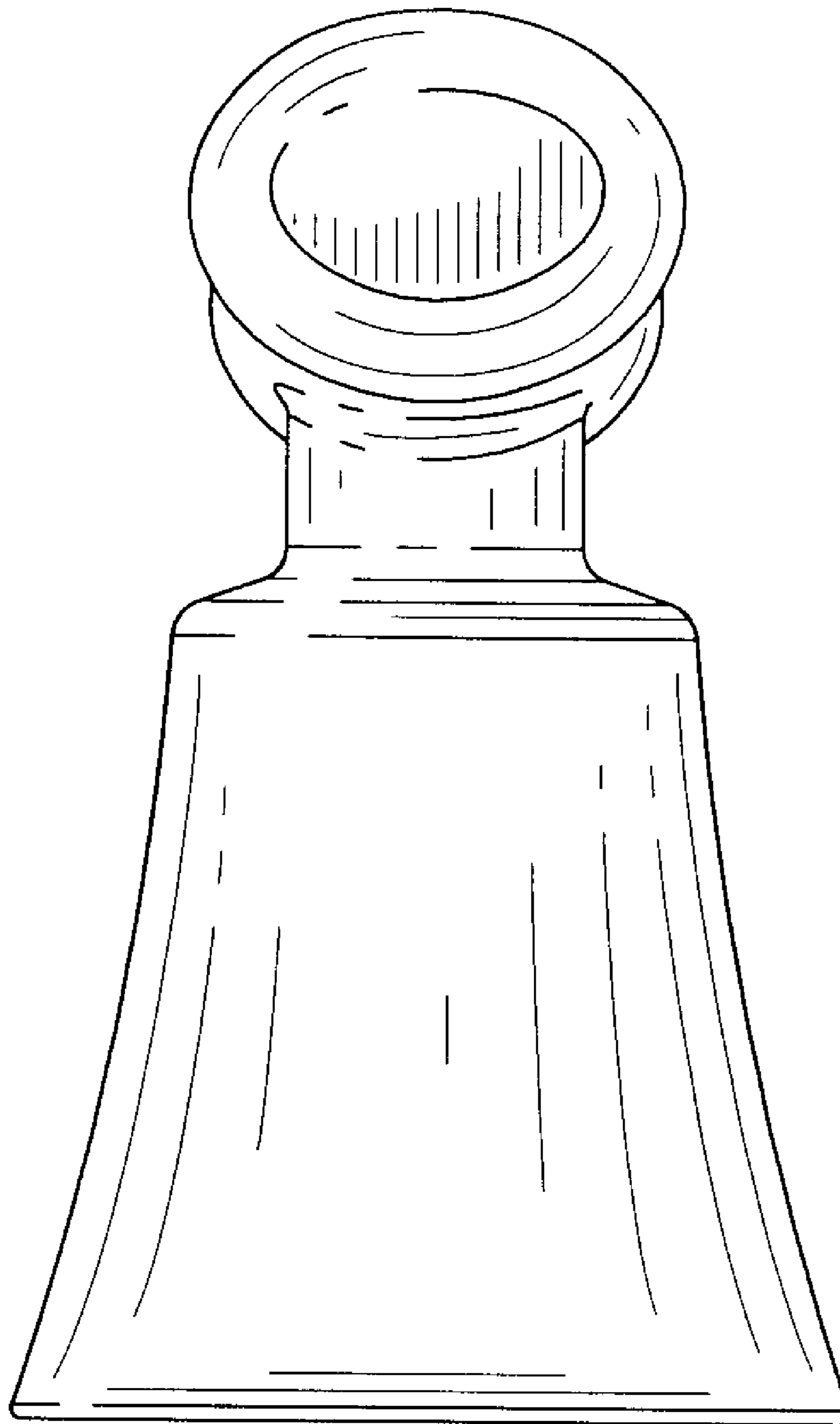


FIG. 3




FIG. 4

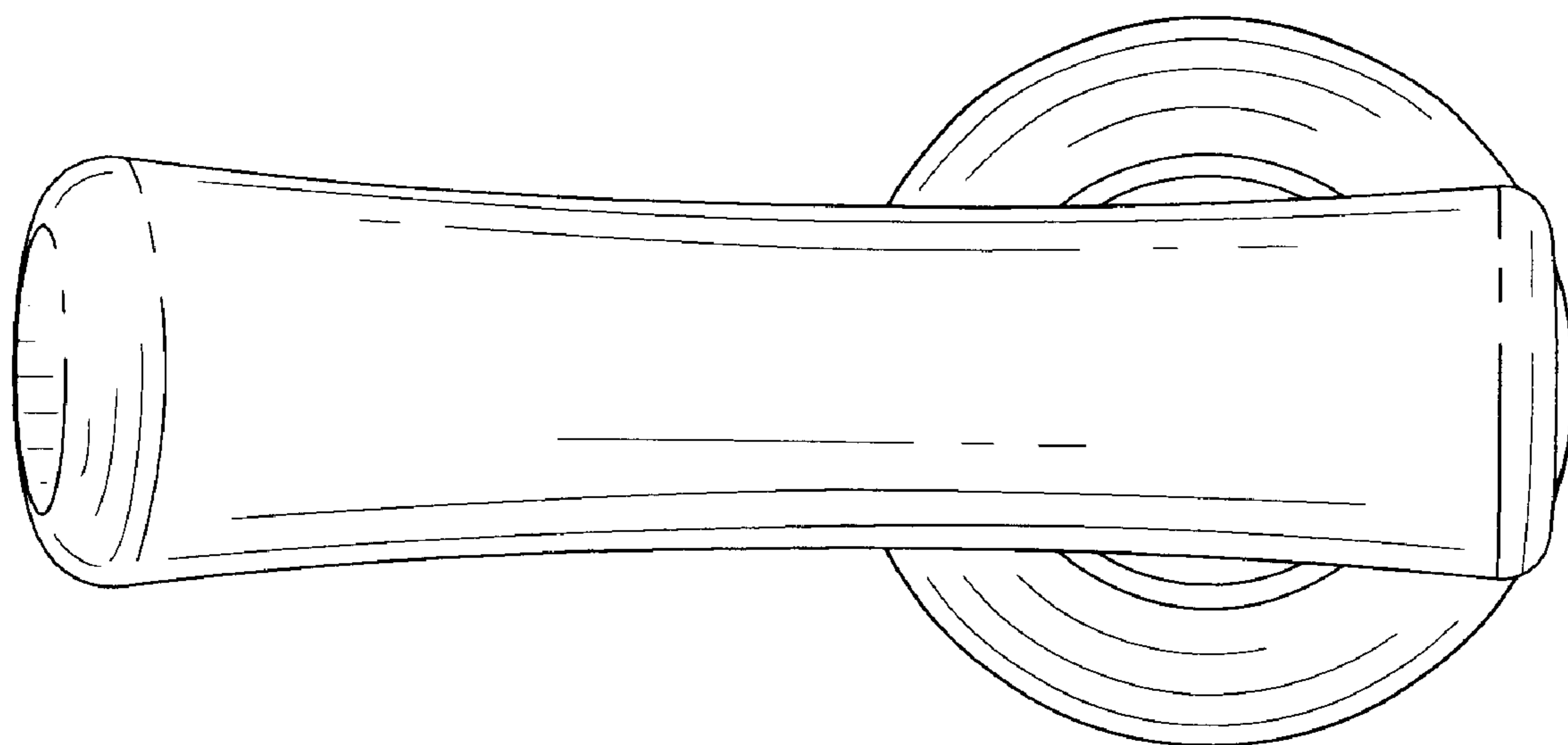


FIG. 5



FIG. 6