



US00D523919S

(12) **United States Design Patent**
Madore

(10) **Patent No.:** **US D523,919 S**
(45) **Date of Patent:** **** Jun. 27, 2006**

(54) **PORTION OF A GOLF CLUB HEAD**

D497,964 S 11/2004 Kusumoto et al.
2002/0111229 A1 8/2002 Helmstetter et al.

(75) Inventor: **Carl L. Madore**, Portland, OR (US)

OTHER PUBLICATIONS

(73) Assignee: **NIKE, Inc.**, Beaverton, OR (US)

Edwin Watts Golf Catalog Holiday 2004 p. 37 (Srixon W-403 and W-302 Driver), dated Holiday 2004.

(**) Term: **14 Years**

Edwin Watts Golf Catalog Jan. 2004 pp. 4 (TaylorMade R540XD and R580XD Driver), 6 (TaylorMade R510 TP Driver), and 29 (Hippo Giant EZ Woods), dated 2004.

(21) Appl. No.: **29/217,742**

Edwin Watts Golf Catalog Summer 2003 pp. 20 (Nike Forged Drivers) (Nike T40 Oversize Fairway Woods), 21 (Nike CRP Iron-Woods) (Nike CPR Woods), and (TaylorMade 300 Ti Drivers), dated 2003.

(22) Filed: **Nov. 23, 2004**

(51) **LOC (8) Cl.** **21-02**

(52) **U.S. Cl.** **D21/759**

(58) **Field of Classification Search** D21/733,
D21/752, 759; 473/324-331, 343-346
See application file for complete search history.

Edwin Watts Golf Catalog Spring 2002 p. 29 (Adamsgolf Tight Lies GT Fairway Woods) (Adamsgolf Tight Lies GT 303 Driver), dated 2002.

(56) **References Cited**

* cited by examiner

U.S. PATENT DOCUMENTS

Primary Examiner—Mitchell Siegel

(74) *Attorney, Agent, or Firm*—Banner & Witcoff, Ltd.

D383,818 S	9/1997	Williams, Jr.	
D422,659 S	4/2000	Mertens	
6,325,728 B1	12/2001	Helmstetter et al.	
D453,203 S	1/2002	Madore et al.	
D460,991 S	7/2002	Madore	
D461,215 S	8/2002	Madore	
D461,513 S *	8/2002	Madore et al.	D21/733
D461,862 S *	8/2002	Madore et al.	D21/752
D463,838 S	10/2002	Besnard et al.	
6,475,102 B1	11/2002	Helmstetter et al.	
D482,091 S	11/2003	Soracco et al.	
D482,092 S *	11/2003	Imamoto	D21/759
D482,421 S	11/2003	Kessler	
D485,878 S	1/2004	Tang	
D487,125 S	2/2004	Burrows	
D490,488 S	5/2004	Hoffmann et al.	
D490,489 S	5/2004	Madore	
D492,973 S *	7/2004	Madore	D21/759

(57) **CLAIM**

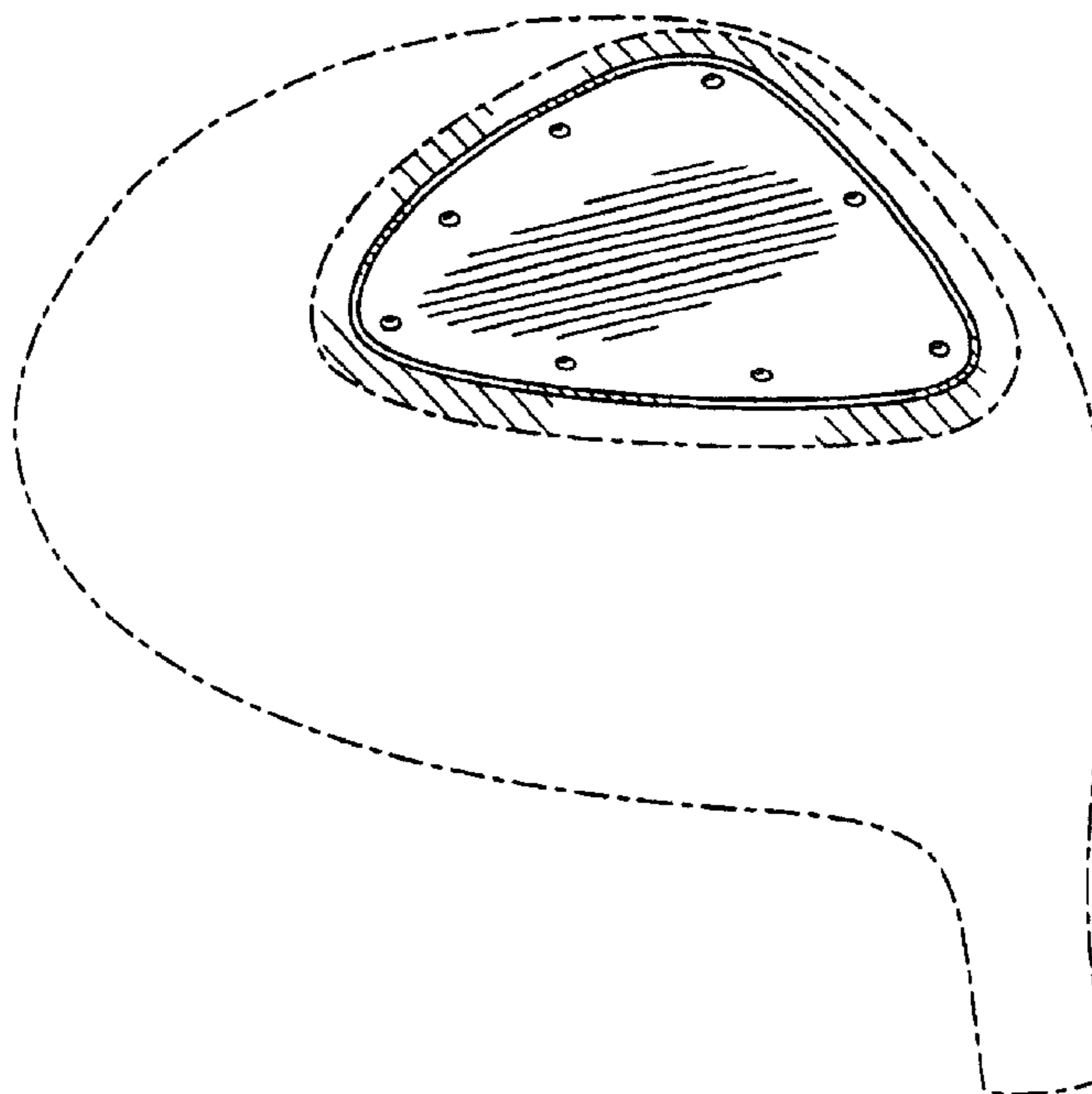
The ornamental design for a portion of a golf club head, as shown and described.

DESCRIPTION

FIG. 1 is a bottom perspective view of a portion of a golf club head showing my new design; and, FIG. 2 is a bottom view thereof.

The broken line immediately surrounding the shaded area represents an unclaimed boundary of the design. The broken line showing of the remainder of the golf club head is for illustrative purposes only and forms no part of the claimed design.

1 Claim, 2 Drawing Sheets



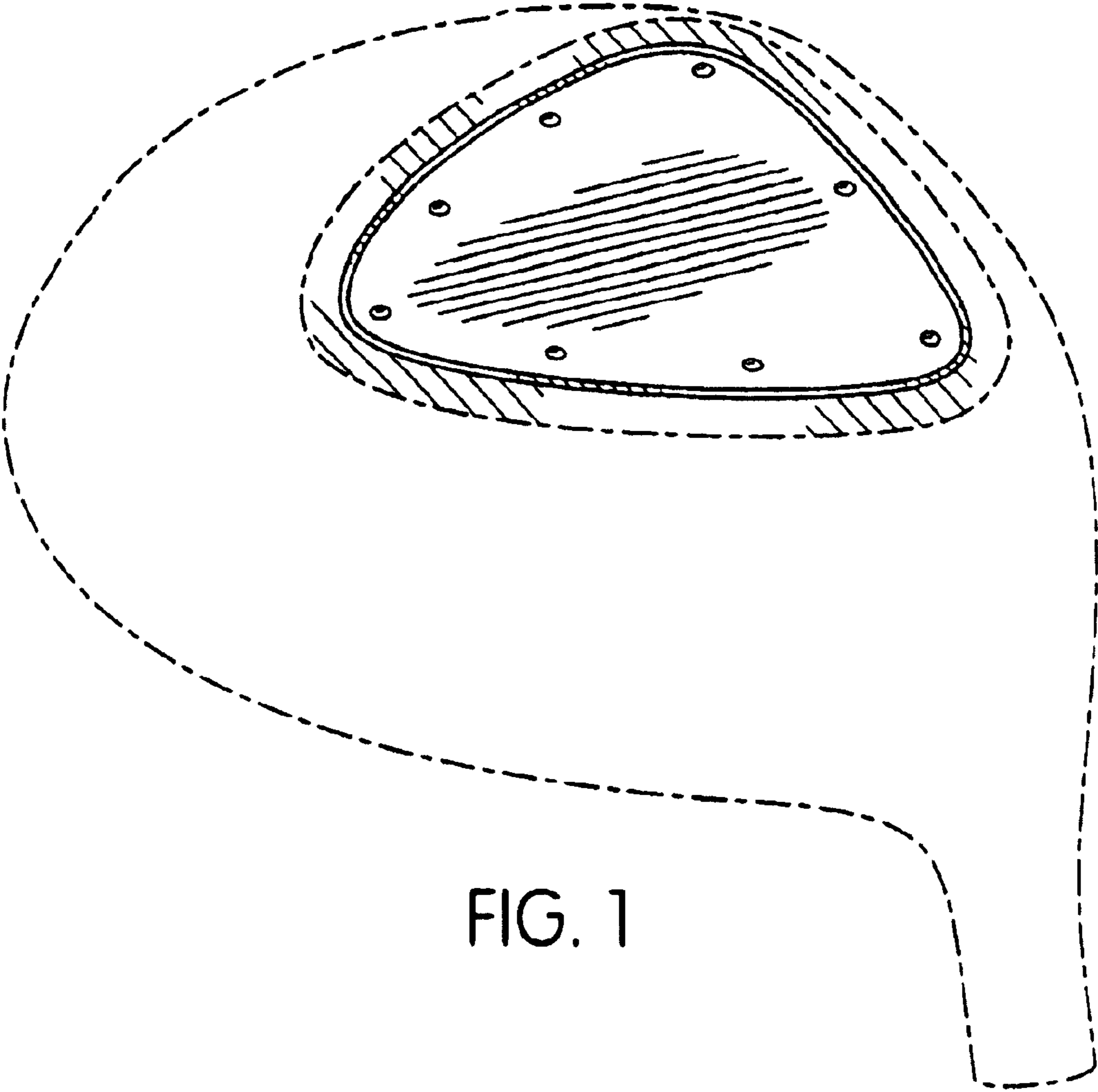


FIG. 1

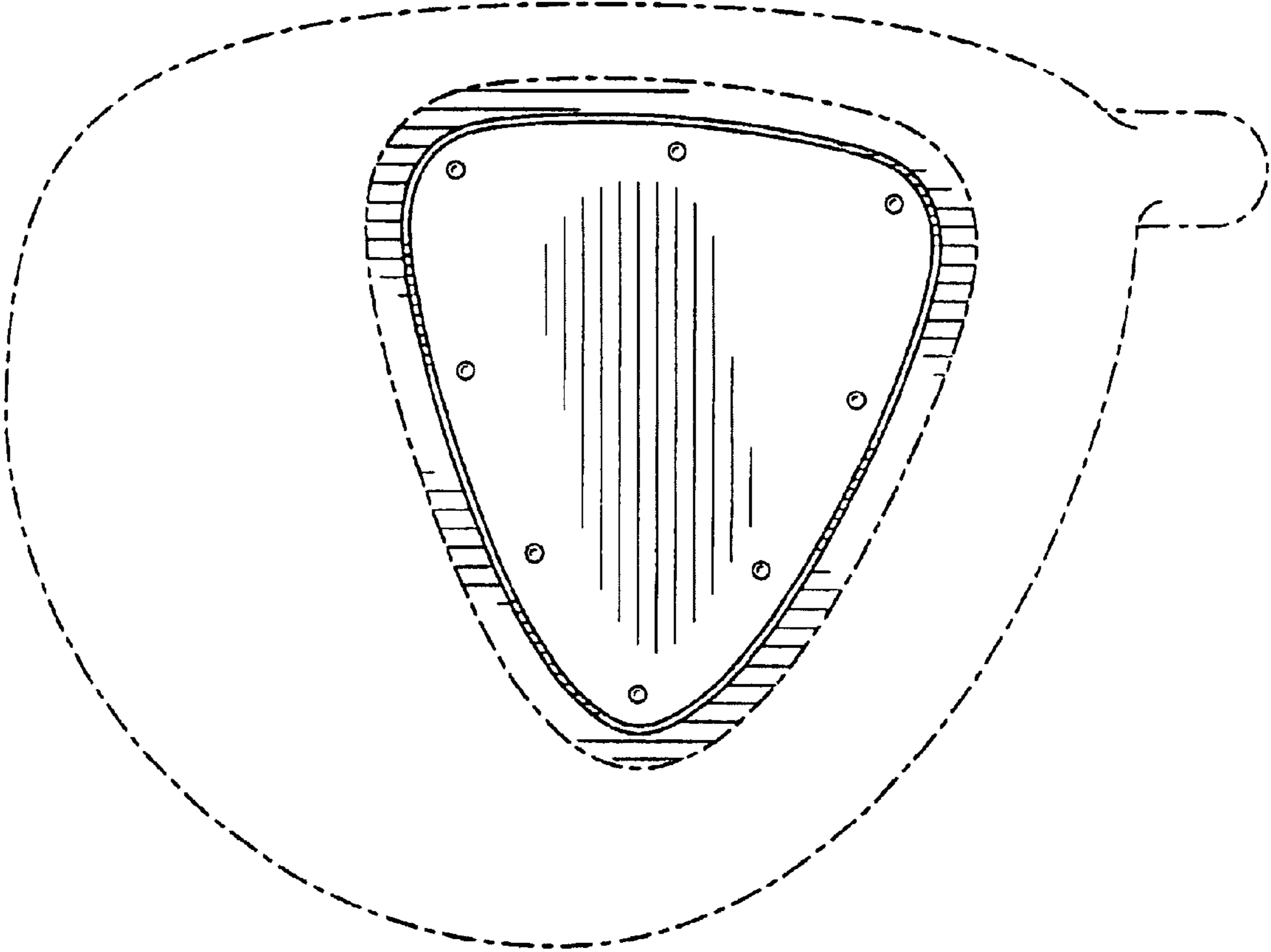


FIG. 2