



US00D523917S

(12) **United States Design Patent**  
**Wolfe et al.**

(10) **Patent No.:** **US D523,917 S**  
(45) **Date of Patent:** **\*\* Jun. 27, 2006**

(54) **IRON-TYPE GOLF CLUB HEAD**  
(75) Inventors: **Kevin A. Wolfe**, Huntington Beach, CA (US); **Douglas E. Roberts**, La Palma, CA (US)

(73) Assignee: **Roger Cleveland Golf Company, Inc.**, Cypress, CA (US)

(\*\*) Term: **14 Years**

(21) Appl. No.: **29/211,170**

(22) Filed: **Aug. 12, 2004**

(51) **LOC (8) Cl.** ..... **21-02**

(52) **U.S. Cl.** ..... **D21/747**

(58) **Field of Classification Search** ..... D21/747-751;  
473/324-331, 350

See application file for complete search history.

(56) **References Cited**

U.S. PATENT DOCUMENTS

- D337,143 S \* 7/1993 Lo ..... D21/750
- D343,435 S \* 1/1994 Poincenot et al. .... D21/750
- D383,820 S \* 9/1997 Watanabe ..... D21/749

- D468,788 S \* 1/2003 Bode et al. .... D21/748
- D480,440 S \* 10/2003 Rollinson et al. .... D21/749
- D492,376 S \* 6/2004 Nicolette et al. .... D21/747
- D503,204 S \* 3/2005 Nicolette et al. .... D21/749

\* cited by examiner

*Primary Examiner*—Mitchell Siegel

(74) *Attorney, Agent, or Firm*—Steptoe & Johnson LLP

(57) **CLAIM**

The ornamental design for an iron-type golf club head, as shown and described.

**DESCRIPTION**

FIG. 1 is a back view of an iron-type golf club head embodying the inventive design;

FIG. 2 is a back view from an heel angle of the club head of FIG. 1;

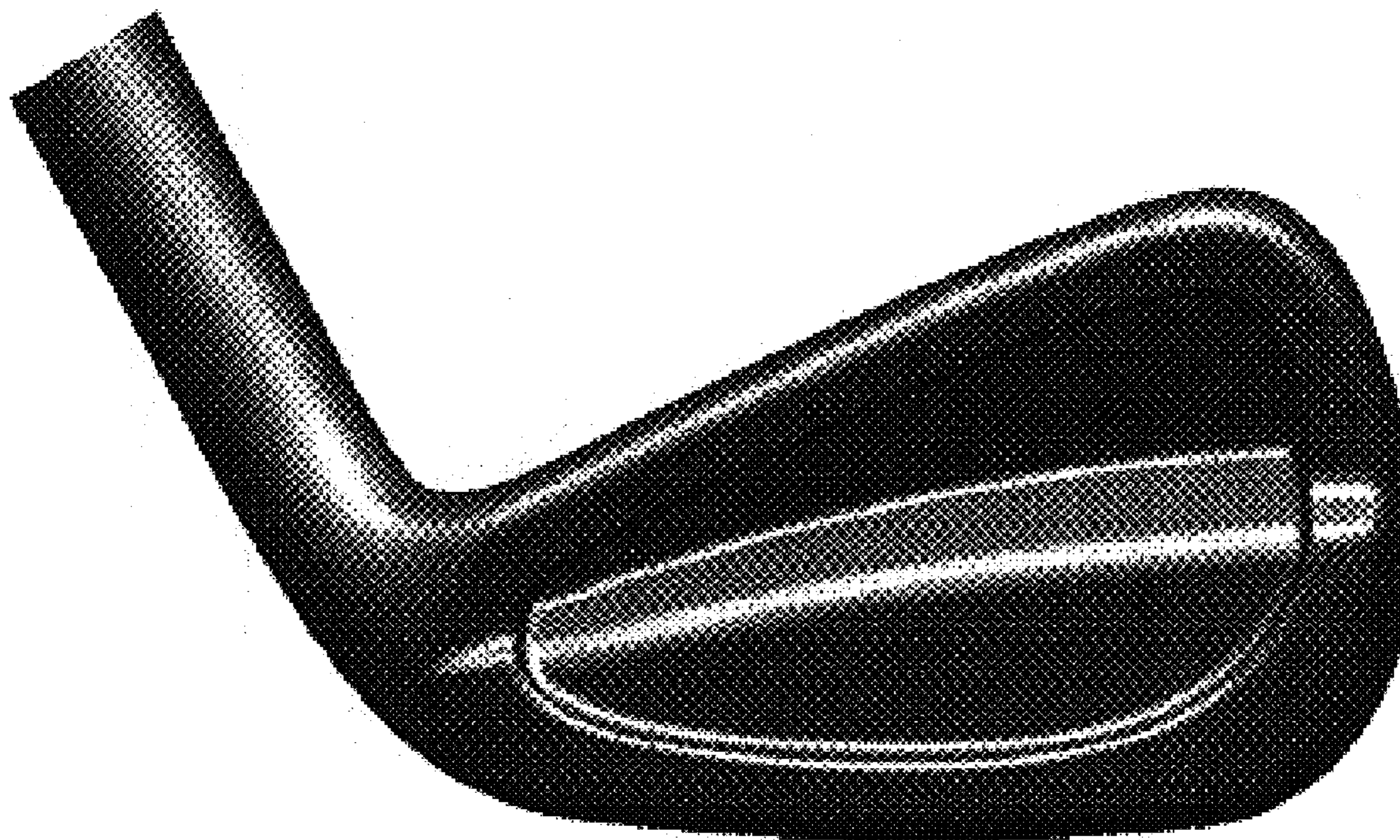
FIG. 3 is a sole or bottom view of the club head of FIG. 1;

FIG. 4 is a top view of the club head of FIG. 1;

FIG. 5 is a front or face view of the club head of FIG. 1; and,

FIG. 6 is a low angle front or face view of the club head of FIG. 1.

**1 Claim, 6 Drawing Sheets**



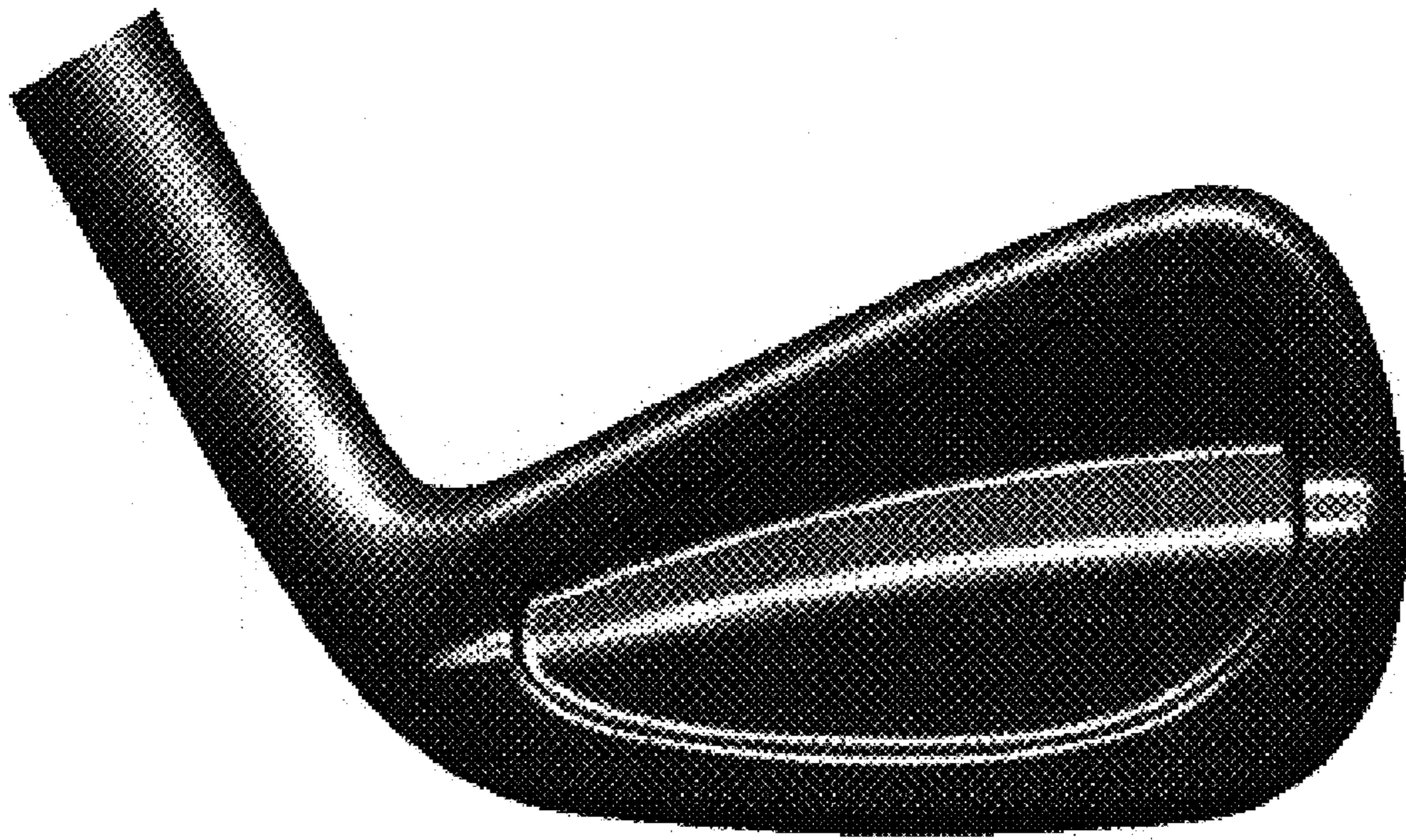


Fig. 1




Fig. 2




Fig. 3




Fig. 4

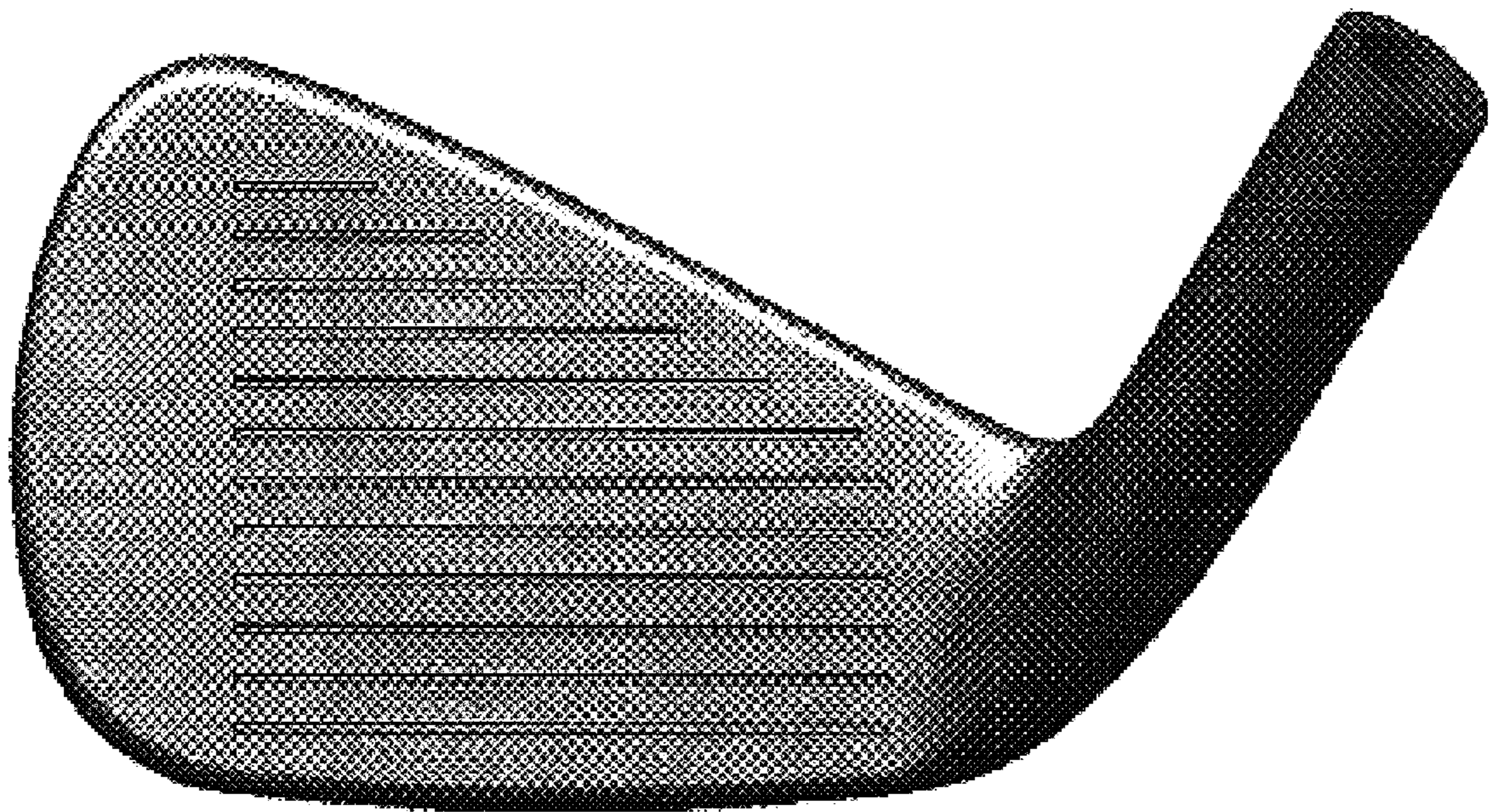


Fig. 5

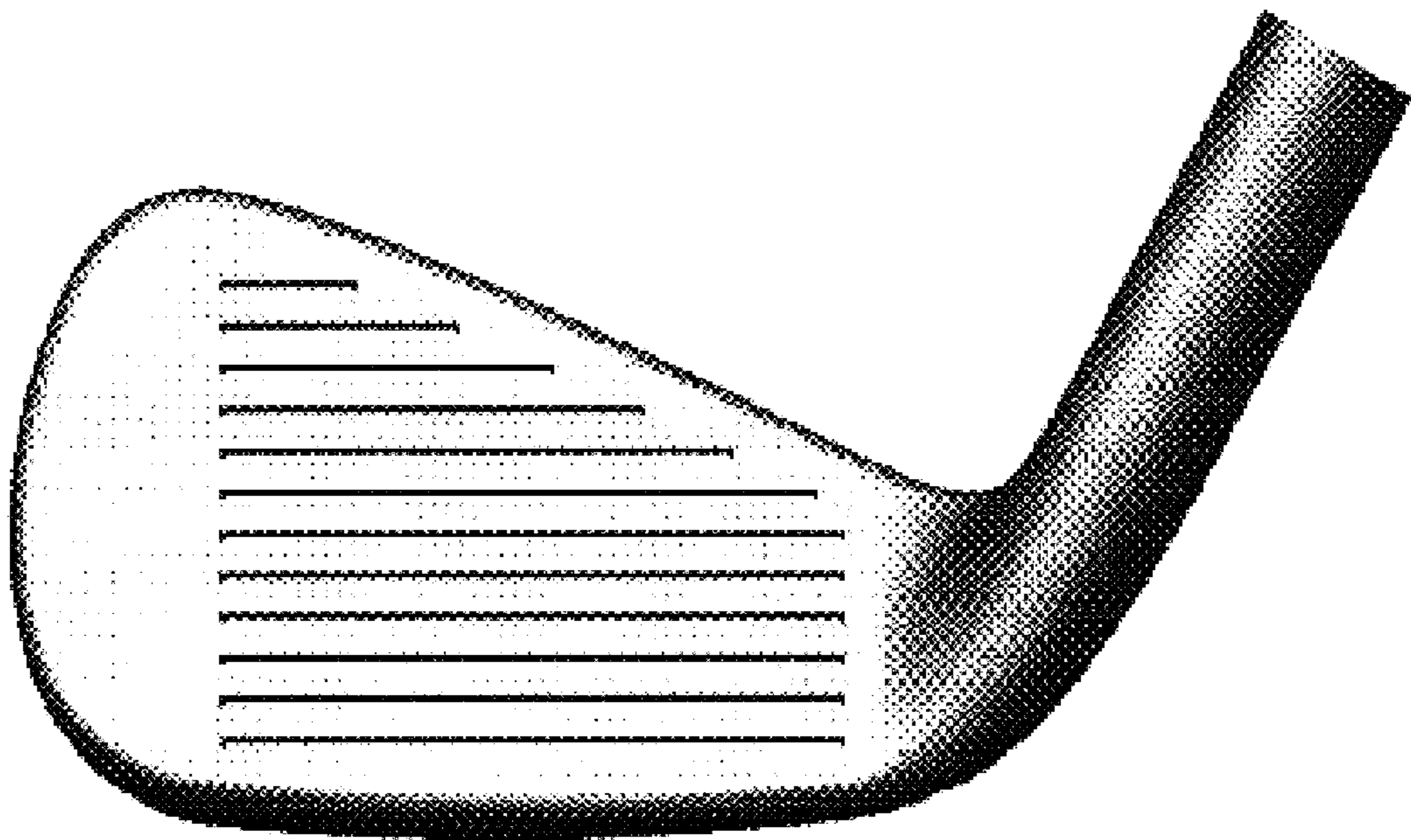


Fig. 6