



US00D523911S

(12) **United States Design Patent**  
**Buckley**

(10) **Patent No.:** **US D523,911 S**

(45) **Date of Patent:** **\*\* Jun. 27, 2006**

(54) **CASINO CHIP**

(75) **Inventor:** **Paul D. Buckley**, New Orleans, LA  
(US)

(73) **Assignee:** **Puttential Unlimited**, New Orleans, LA  
(US)

(\*\*) **Term:** **14 Years**

(21) **Appl. No.:** **29/223,476**

(22) **Filed:** **Feb. 15, 2005**

**Related U.S. Application Data**

(63) Continuation-in-part of application No. 29/220,969, filed on Jan. 10, 2005.

(51) **LOC (8) Cl.** ..... **21-01**

(52) **U.S. Cl.** ..... **D21/390; D11/95**

(58) **Field of Classification Search** ..... D11/95;  
D21/385-386, 390, 396; 40/27.5; 273/274,  
273/288, 353; 463/25, 47

See application file for complete search history.

(56) **References Cited**

**U.S. PATENT DOCUMENTS**

1,935,308 A \* 11/1933 Baltzley ..... 40/27.5  
D150,099 S \* 6/1948 Taylor ..... D21/390  
D232,367 S \* 8/1974 Garaventa ..... D21/390

D237,724 S \* 11/1975 Garaventa ..... D21/390  
D240,053 S \* 5/1976 Garaventa ..... D21/390  
3,953,932 A \* 5/1976 Graves ..... 40/27.5  
3,968,582 A \* 7/1976 Jones ..... 40/27.5  
4,827,640 A \* 5/1989 Jones ..... 40/27.5  
5,406,264 A \* 4/1995 Plonsky et al. .... 40/27.5  
5,803,459 A \* 9/1998 Casas-Salat ..... 273/288  
6,296,190 B1 \* 10/2001 Rendleman ..... 463/25  
D467,275 S \* 12/2002 Shamitoff ..... D19/42  
6,508,466 B1 \* 1/2003 Rendleman ..... 40/27.5

\* cited by examiner

*Primary Examiner*—Sandra L. Morris

(74) *Attorney, Agent, or Firm*—Nixon & Vanderhye P.C.

(57) **CLAIM**

The ornamental design for a “casino chip,” as shown and described.

**DESCRIPTION**

FIG. 1 is a top perspective view of the casino chip of the subject invention;

FIG. 2 is a plan view thereof;

FIG. 3 is a bottom view thereof;

FIG. 4 is a side view thereof; and,

FIG. 5 is a bottom perspective view thereof.

The broken line showing of the indicia is for illustrative purposes only, and forms no part of the claimed design.

**1 Claim, 2 Drawing Sheets**






Fig. 1



Fig. 2

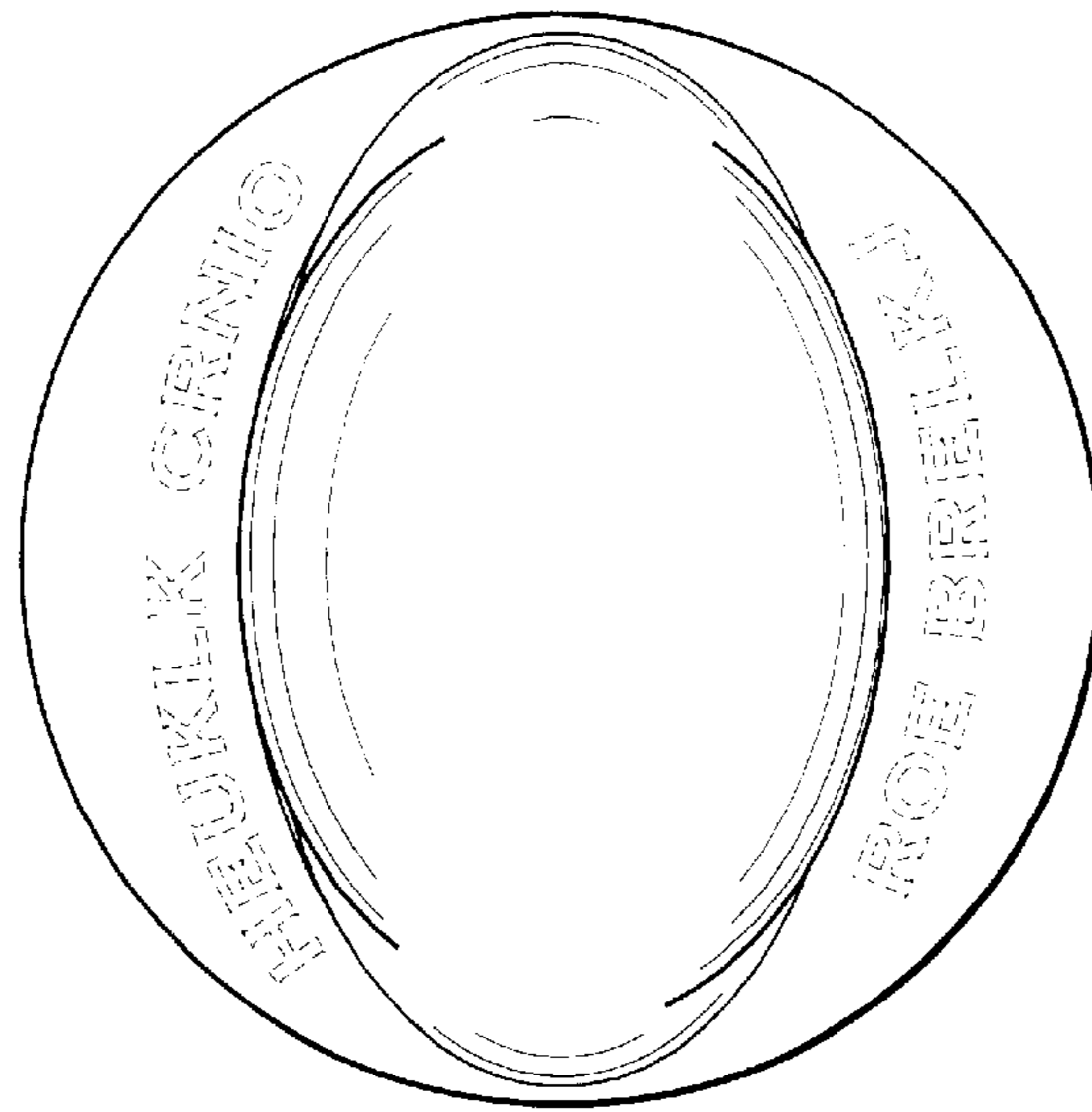


Fig. 3



Fig. 4

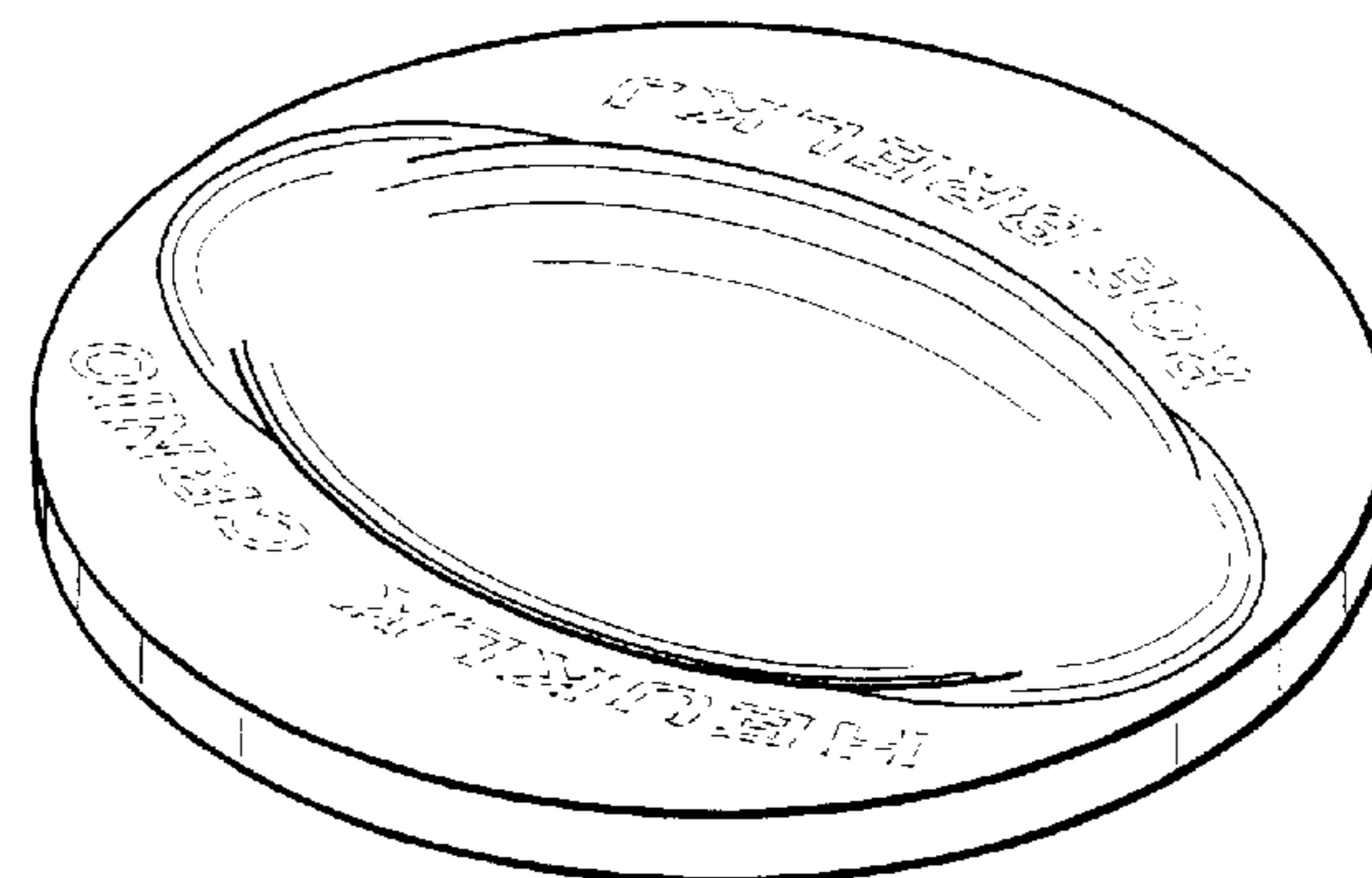


Fig. 5