

US00D523903S

(12) **United States Design Patent**
Ferguson et al.

(10) **Patent No.:** **US D523,903 S**
(45) **Date of Patent:** **** Jun. 27, 2006**

(54) **VENDING MACHINE HOUSING**

(76) Inventors: **Brian Austin Ferguson**, 4450 2nd Ave.
N., St. Petersburg, FL (US) 33713;
Juan Pablo Piazza, 515 Cleveland
Ave., Largo, FL (US) 33770

(**) Term: **14 Years**

(21) Appl. No.: **29/238,557**

(22) Filed: **Sep. 16, 2005**

(51) **LOC (8) Cl.** **20-01**

(52) **U.S. Cl.** **D20/3**

(58) **Field of Classification Search** D20/1,
D20/2, 3, 4, 5, 6, 7, 8, 9, 99; D7/301, 304,
D7/305, 307, 308, 312, 313, 398; D23/284;
194/239, 320, 342, 350, 351, 352, 906; 221/92,
221/96, 104, 151, 155, 191, 194; 239/28,
239/29; 700/232; D25/7, 16

See application file for complete search history.

(56) **References Cited**

U.S. PATENT DOCUMENTS

D86,264 S	*	2/1932	Pattison	D25/7
D118,935 S	*	12/1940	Green	D25/7
2,321,642 A	*	6/1943	Anthony	221/126
D141,097 S	*	5/1945	Pinanski	D6/440
D220,781 S	*	5/1971	Levin	D20/1

D275,019 S	*	8/1984	Morgan et al.	D20/5
D277,318 S	*	1/1985	English	D25/7
D292,993 S	*	12/1987	Morgan et al.	D20/5
D437,420 S	*	2/2001	Barnhill et al.	D25/16
D441,990 S	*	5/2001	Trulaske, Sr.	D6/470
D489,459 S	*	5/2004	Linn	D25/16

* cited by examiner

Primary Examiner—Robert M. Spear

(74) *Attorney, Agent, or Firm*—Michael M. McGaw; Smith & Hopewell, P.A.

(57) **CLAIM**

The ornamental design for a vending machine housing; as shown and described.

DESCRIPTION

FIG. 1 is a perspective view of the vending machine housing;

FIG. 2 is a front elevation view thereof;

FIG. 3 is a back elevation view thereof;

FIG. 4 is a right side elevation view thereof;

FIG. 5 is a left side elevation view thereof;

FIG. 6 is a top plan view thereof; and,

FIG. 7 is a bottom plan view thereof.

The broken lines illustrating the vending machine are for illustrative purposes only and form no part of the claimed design.

1 Claim, 5 Drawing Sheets

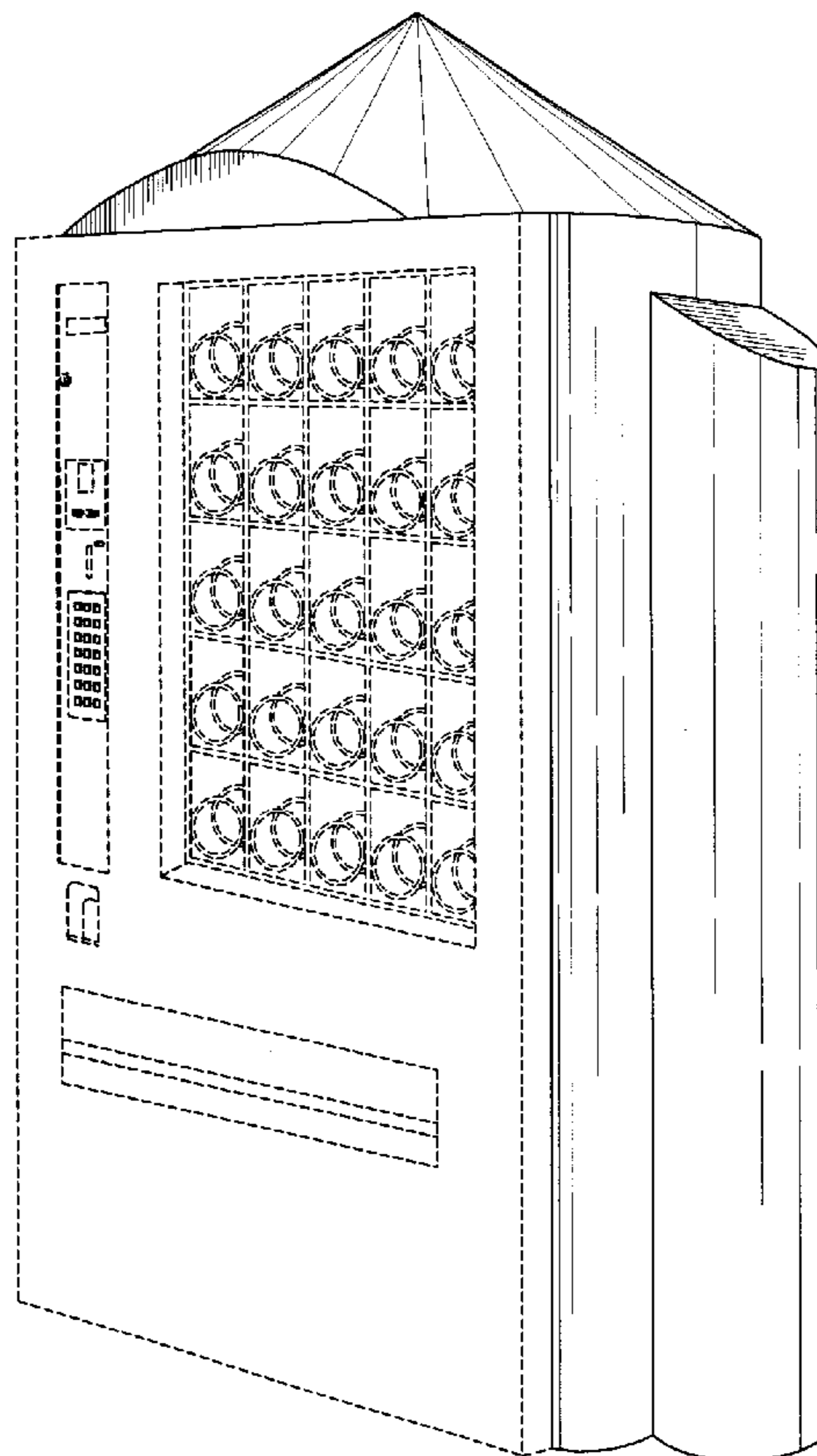


FIG. 1

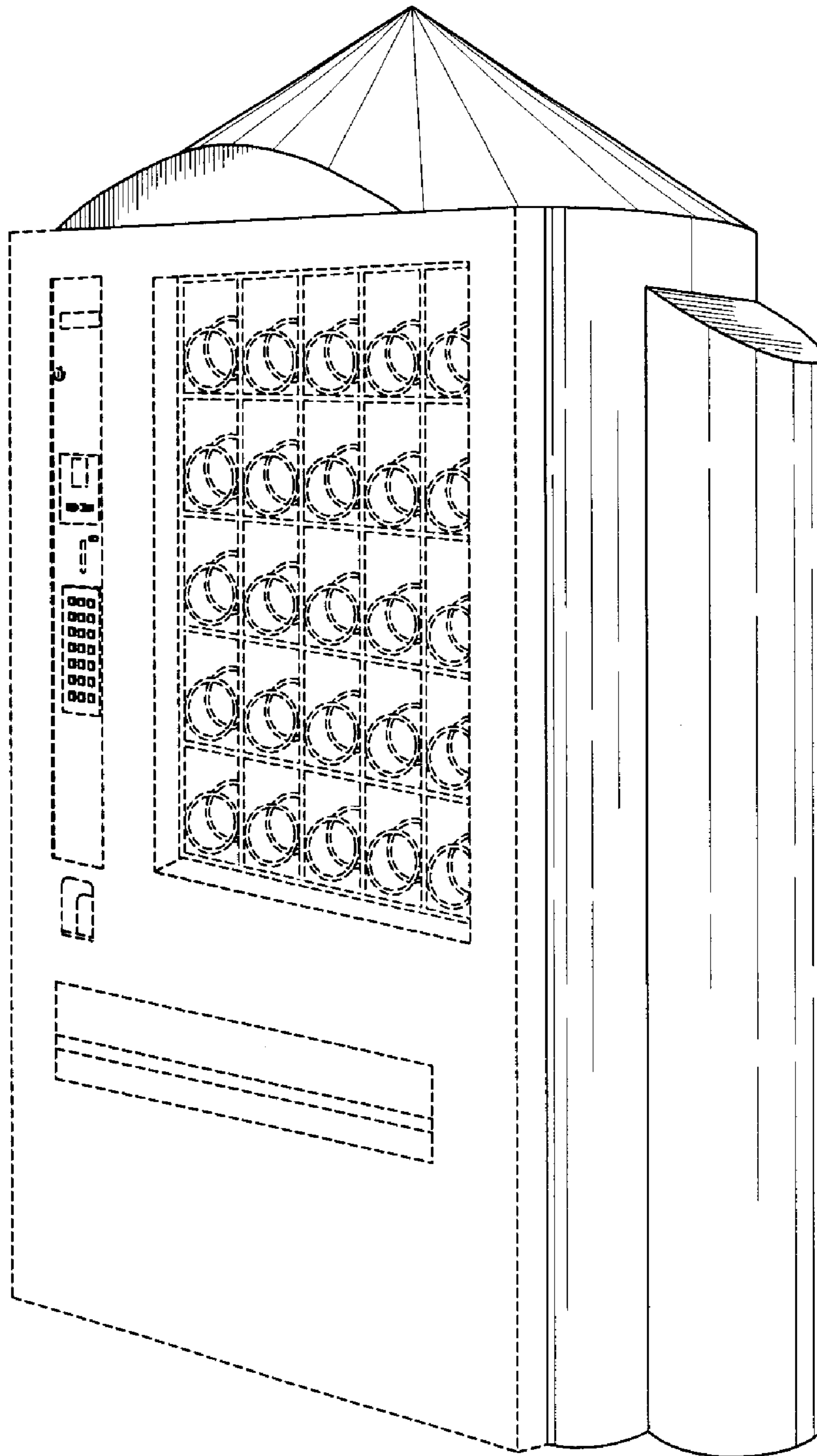


FIG. 2

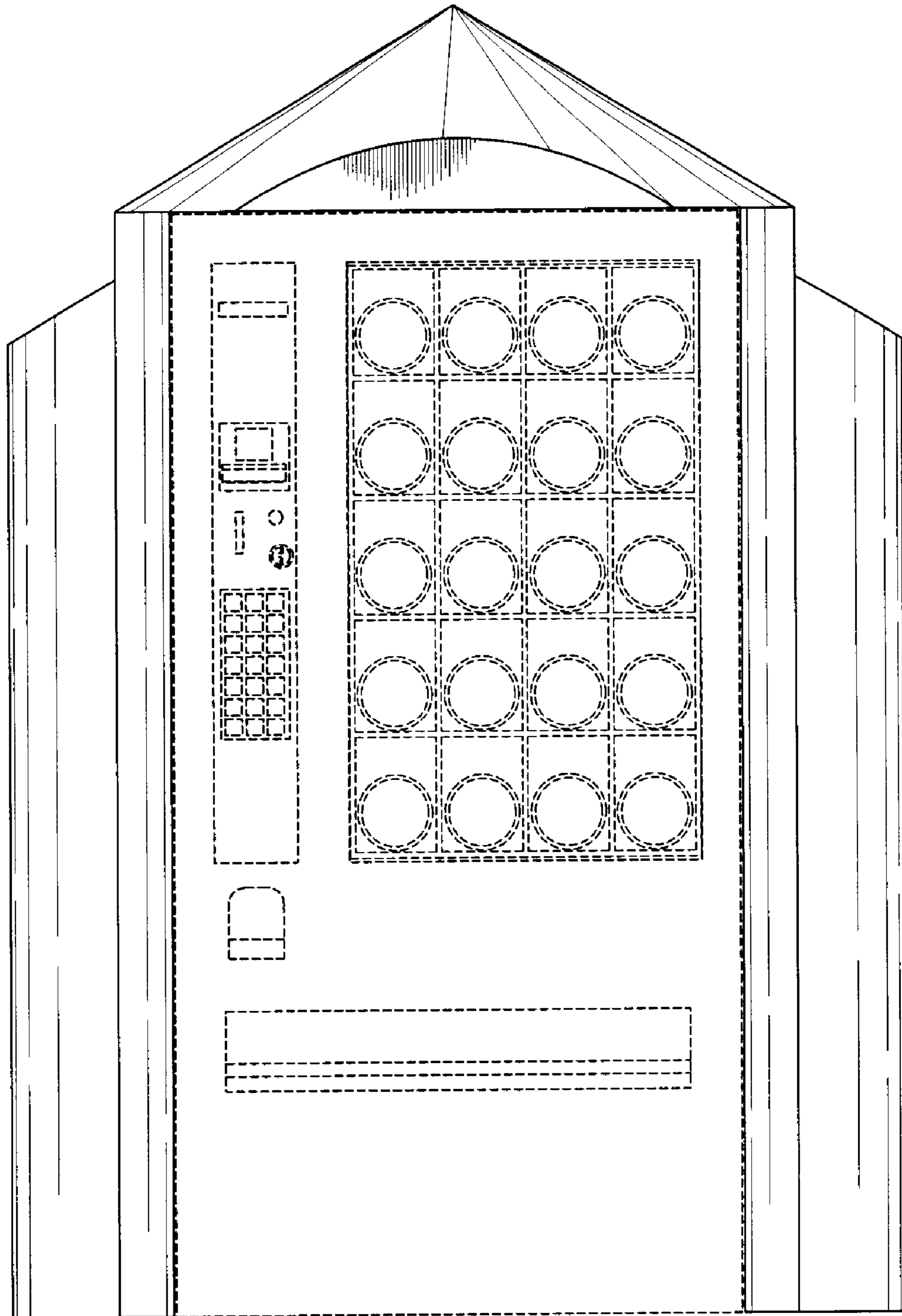


FIG. 3

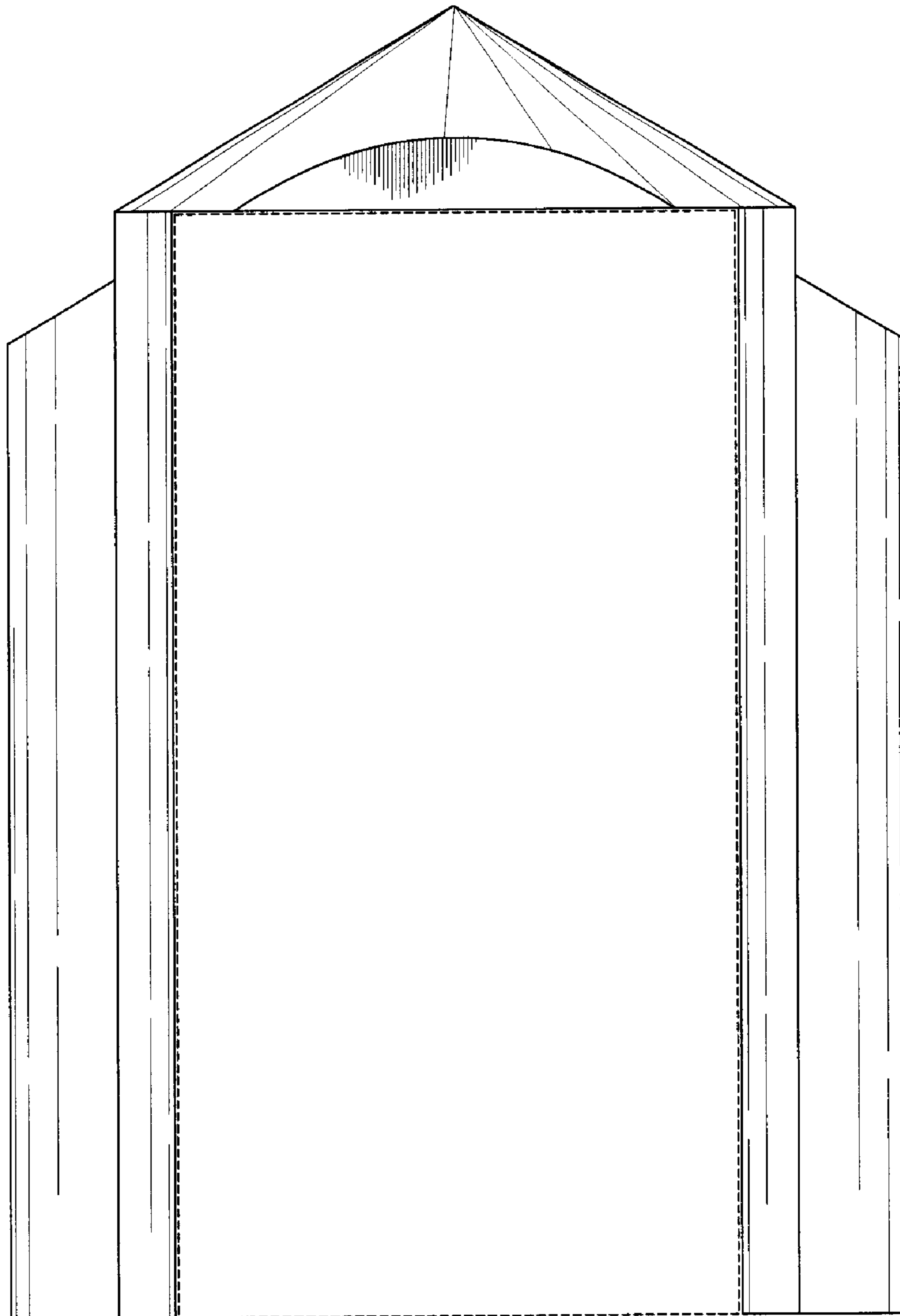


FIG. 4




FIG. 5




FIG. 6

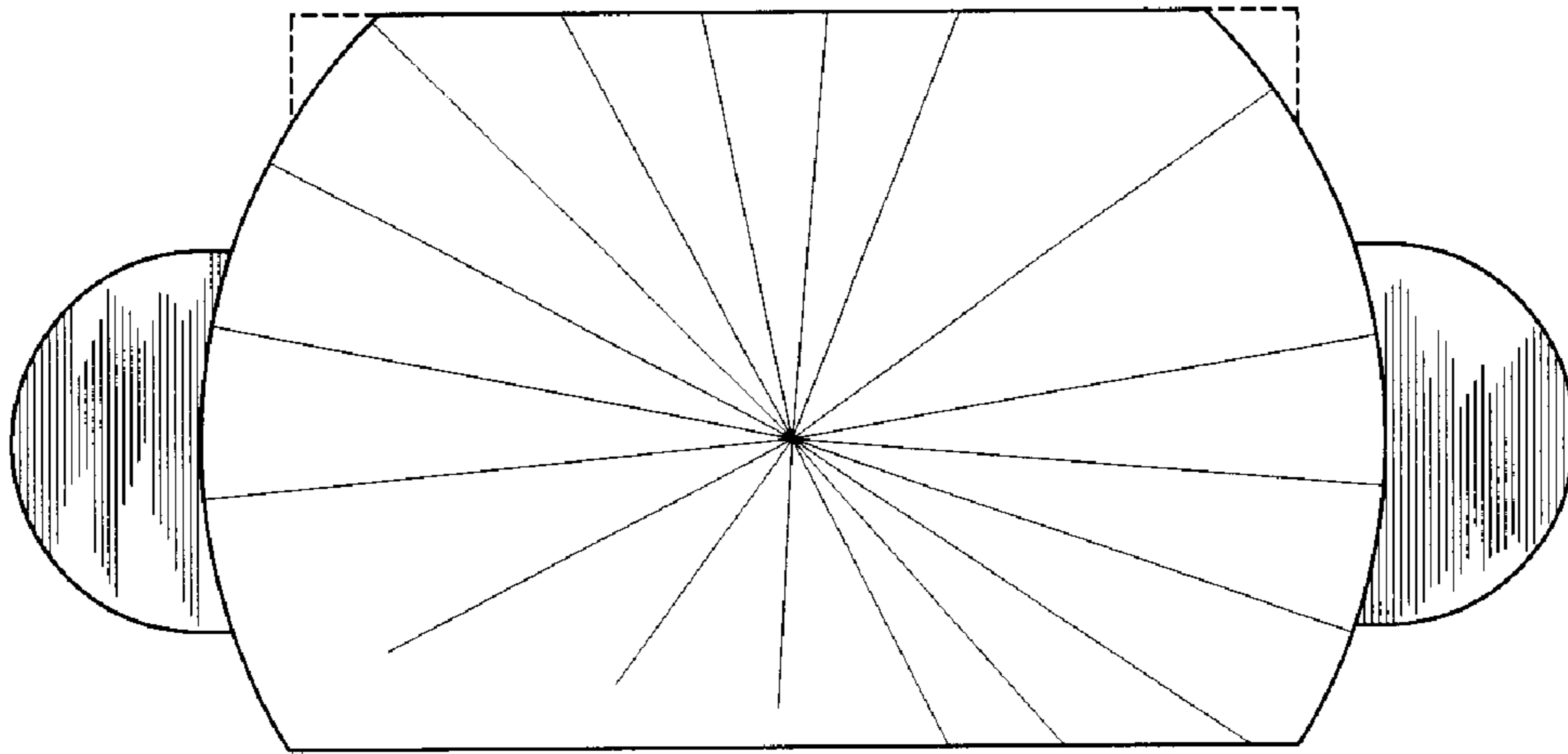


FIG. 7

