

US00D523902S

(12) **United States Design Patent**
Sloss et al.

(10) **Patent No.: US D523,902 S**
(45) **Date of Patent: ** Jun. 27, 2006**

(54) **MULTI-FUNCTIONAL VENDING MACHINE**

(76) Inventors: **Mark A. Sloss**, 83 Barkers Mill Rd.,
Hackactstown, NJ (US) 07840; **Trevor**
Gayle, 21 Ashley Ct., Bedminister, NJ
(US) 07921

(**) Term: **14 Years**

(21) Appl. No.: **29/227,574**

(22) Filed: **Apr. 14, 2005**

(51) **LOC (8) Cl.** **20-01**

(52) **U.S. Cl.** **D20/1**

(58) **Field of Classification Search** D20/1,
D20/2, 3, 4, 5, 6, 7, 8, 9, 99; D7/301, 304,
D7/305, 307, 308, 312, 313, 398; D23/284;
194/239, 320, 342, 350, 351, 352, 906; 221/92,
221/96, 104, 151, 155, 191, 194; 239/28,
239/29; 700/232; D25/7, 16; D14/173
See application file for complete search history.

(56) **References Cited**

U.S. PATENT DOCUMENTS

D152,903 S * 3/1949 Principe D14/131

D221,184 S * 7/1971 Cathay D20/1
D282,084 S * 1/1986 Koch D20/1
5,117,407 A 5/1992 Vogel
D378,919 S 4/1997 Gareiss et al.
5,748,485 A 5/1998 Christiansen et al.
5,769,269 A 6/1998 Peters
5,875,110 A 2/1999 Jacobs
6,330,490 B1 12/2001 Kim et al.
6,758,370 B1 * 7/2004 Cooke et al. 221/194

* cited by examiner

Primary Examiner—Robert M. Spear

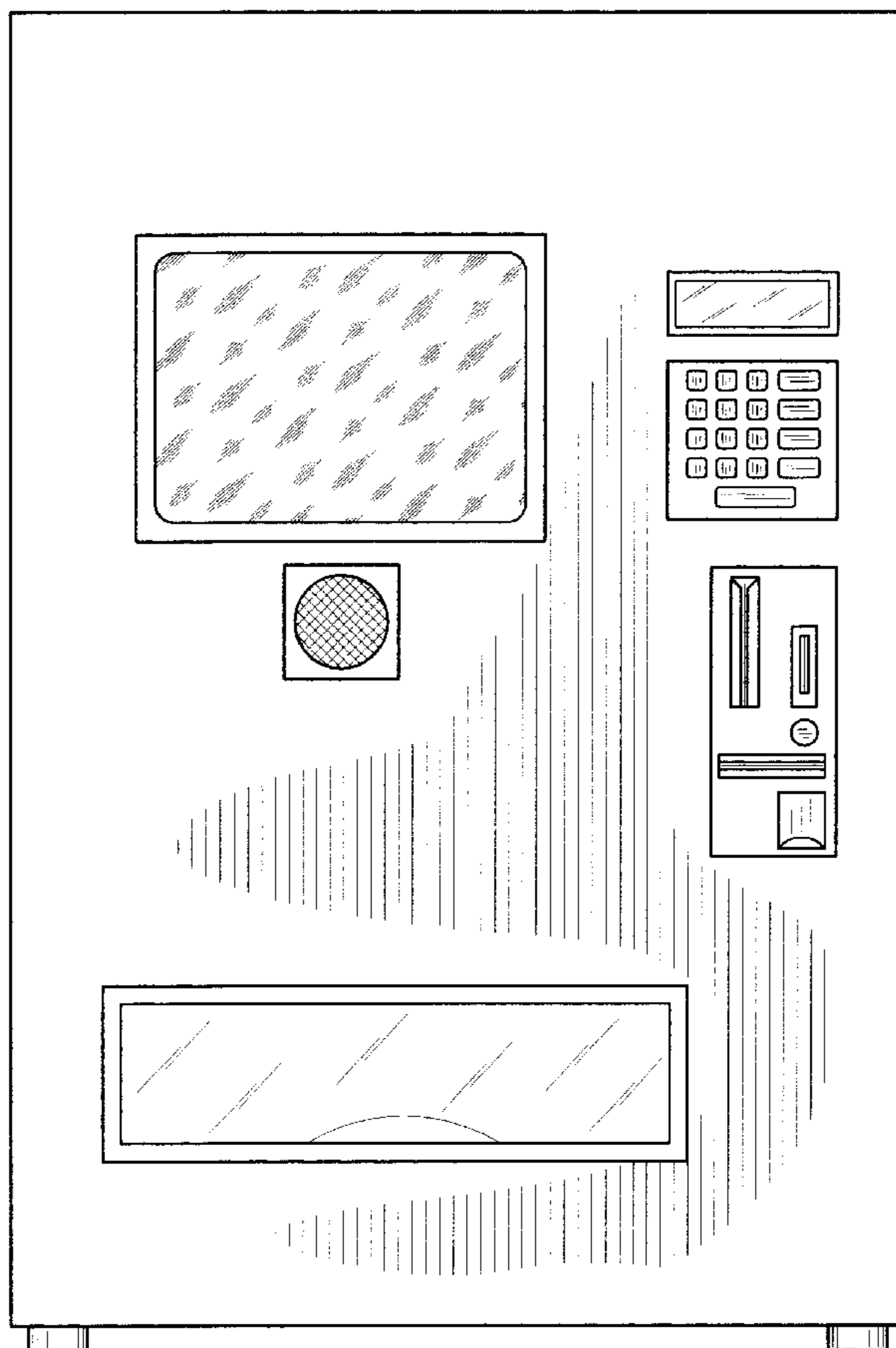
(57) **CLAIM**

The ornamental design for a multi-functional vending machine, as shown and described.

DESCRIPTION

FIG. 1 is a front elevational view of a multi-functional vending machine showing our new design; FIG. 2 is a rear elevational view thereof; FIG. 3 is a right side elevational view thereof; FIG. 4 is a left side elevational view thereof; FIG. 5 is a top plan view thereof; and, FIG. 6 is a bottom plan view thereof.

1 Claim, 3 Drawing Sheets






FIG. 2

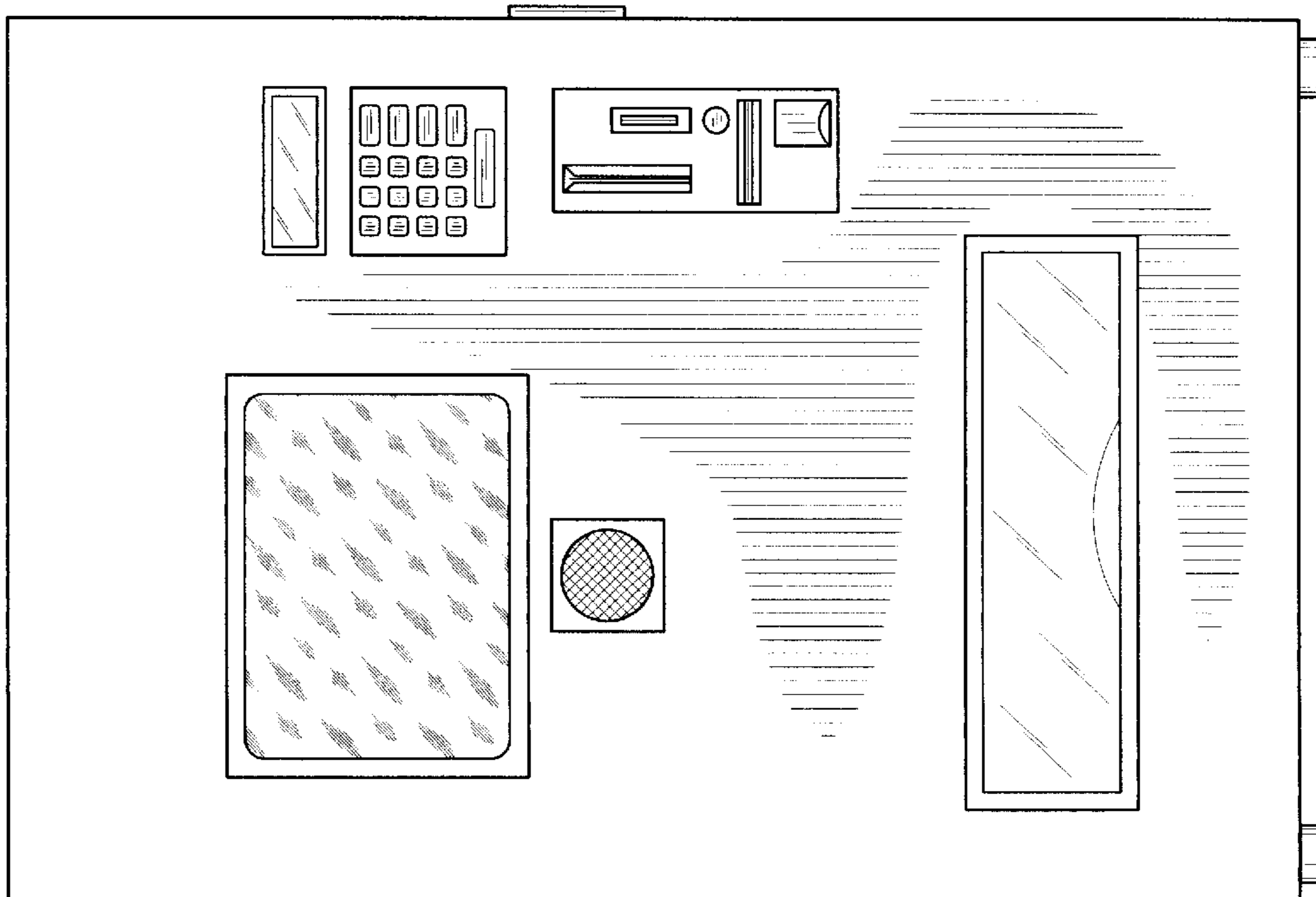


FIG. 1

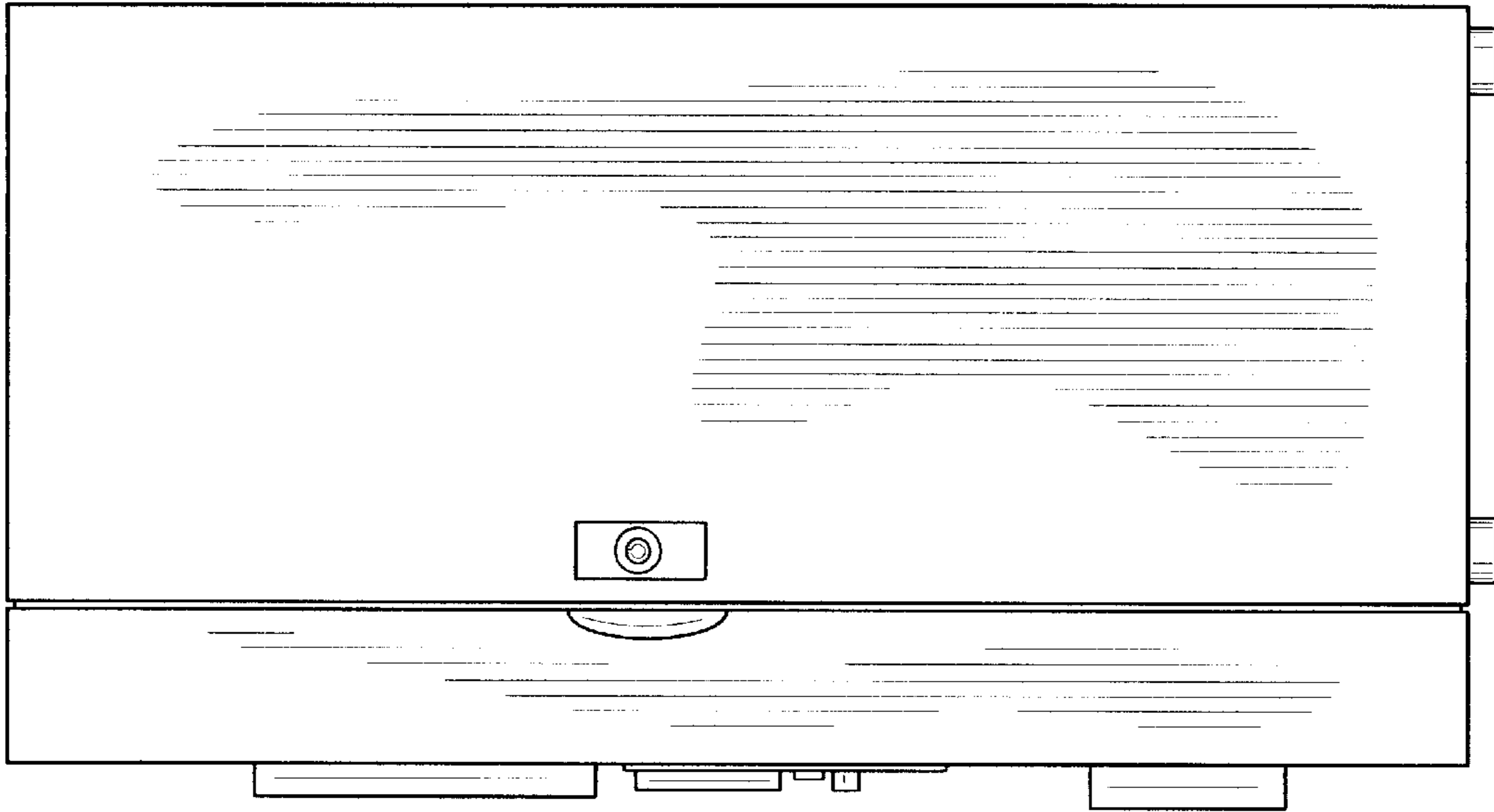


FIG. 4

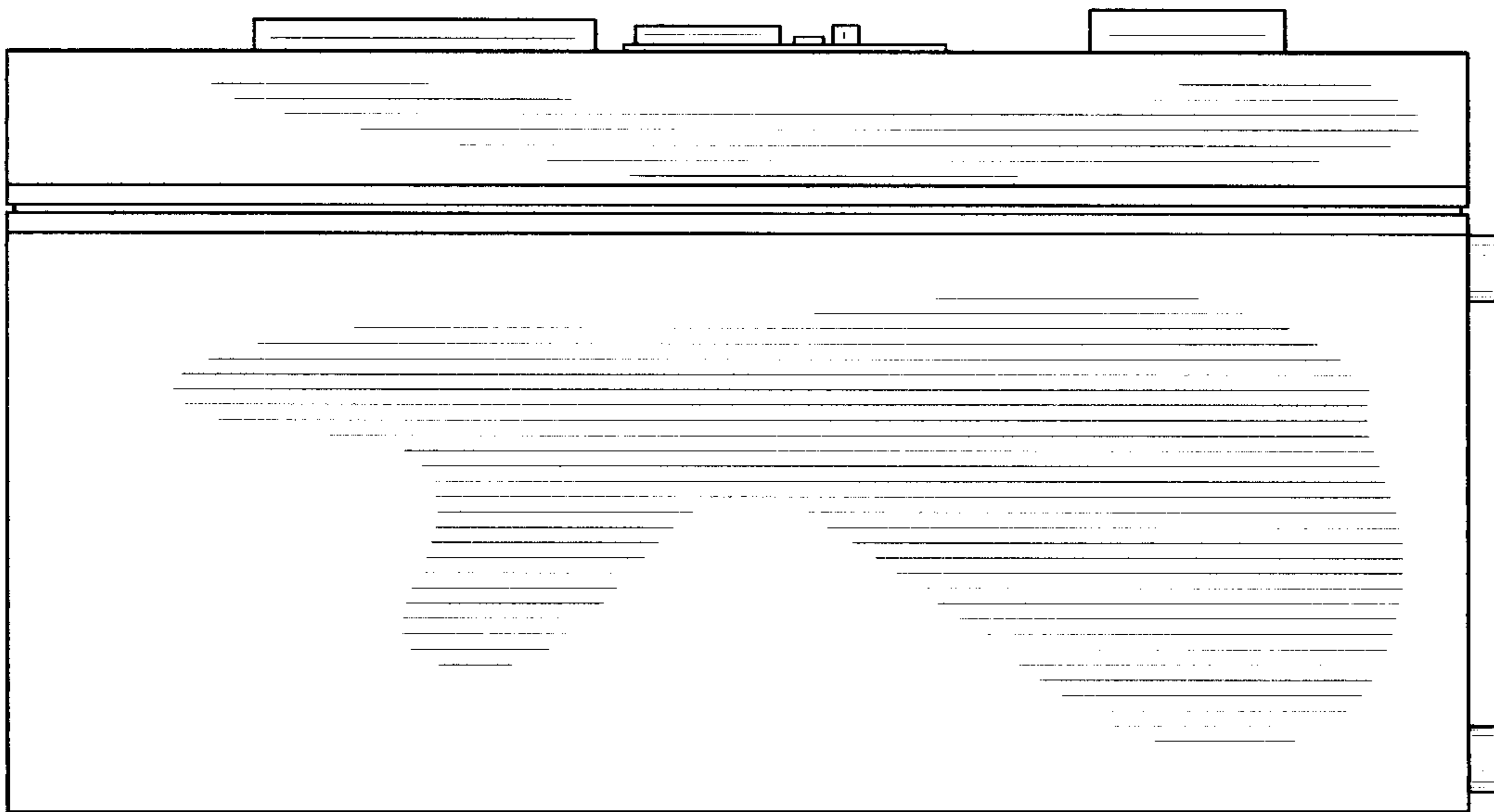


FIG. 3




FIG. 5

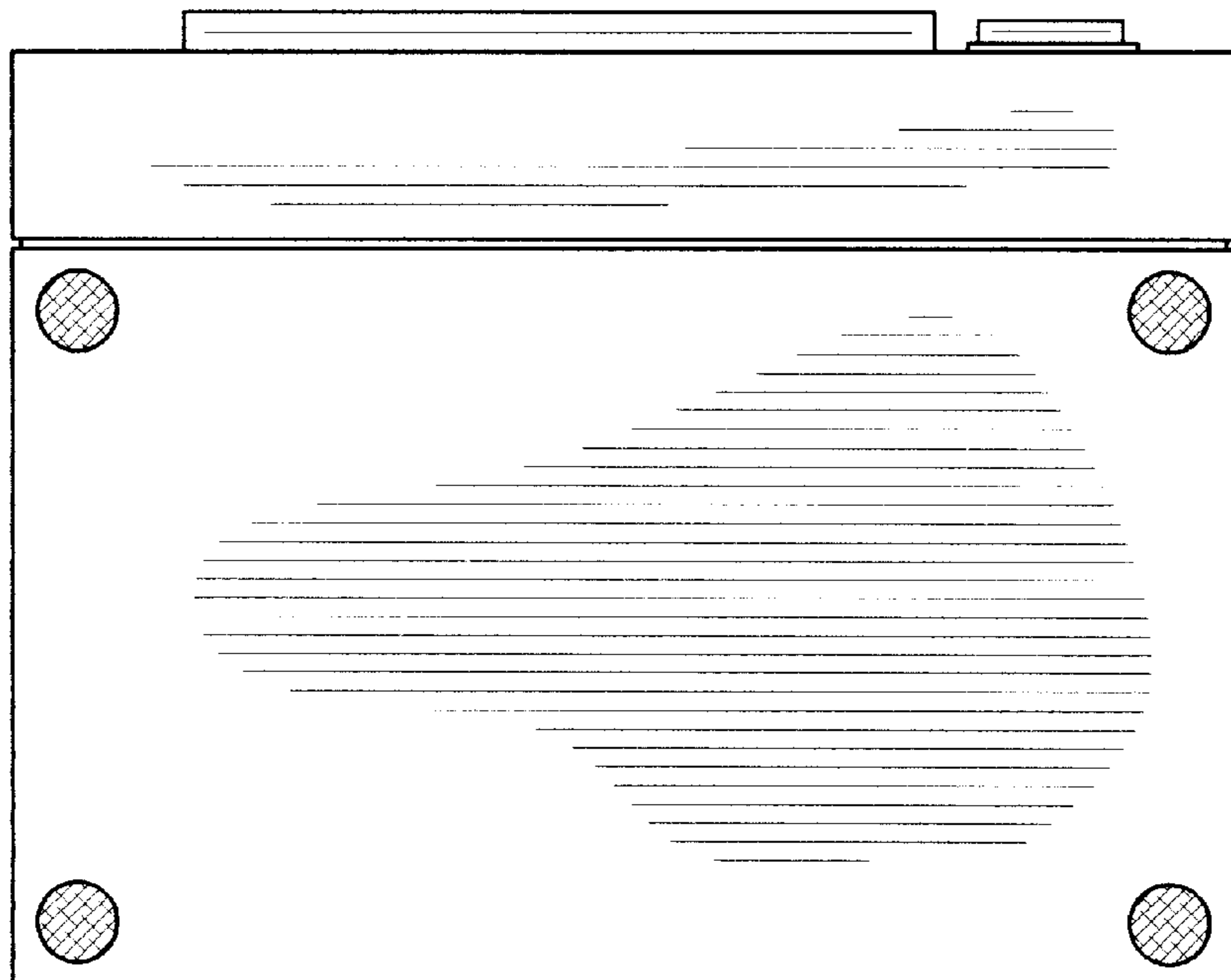


FIG. 6