



US00D523882S

(12) **United States Design Patent**
Bakshi

(10) **Patent No.:** **US D523,882 S**
(45) **Date of Patent:** **** Jun. 27, 2006**

(54) **OVULATION MICROSCOPE**
(76) **Inventor:** **Harinder Preet Singh Bakshi**, Village
Dhumsapur, P.O. Badshahpur, Sohna
Road, Gurgaon, Haryana (IN), 122 101

(**) **Term:** **14 Years**

(21) **Appl. No.:** **29/227,975**

(22) **Filed:** **Apr. 19, 2005**

(30) **Foreign Application Priority Data**

Oct. 19, 2004 (IN) 197/386

(51) **LOC (8) Cl.** **16-06**

(52) **U.S. Cl.** **D16/131**

(58) **Field of Classification Search** D16/130,
D16/131, 134, 135, 136; 359/379, 385, 391,
359/799; D24/221, 224, 232, 108, 110.4,
D24/117, 122, 129, 216; 422/102, 913, 99;
220/23.87, 23.89, 23.83; 206/446, 521; 210/198.2,
210/282, 455, 656; 215/227, 228, 358; D10/81
See application file for complete search history.

(56) **References Cited**

U.S. PATENT DOCUMENTS

D212,077 S * 8/1968 Baumann D24/221
3,481,712 A * 12/1969 Bersntein et al. 422/102

3,582,181 A * 6/1971 Manau de Chveca 359/379
3,819,081 A * 6/1974 Runte 220/23.87
4,214,993 A * 7/1980 Forsythe et al. 210/282
4,815,835 A * 3/1989 Ortueta Corona 359/379
D311,876 S * 11/1990 Kiegami D24/224
5,062,697 A * 11/1991 Mitchell 359/379
D356,643 S * 3/1995 Burns D24/224
5,942,191 A * 8/1999 Conway 422/102
D425,625 S * 5/2000 Niermann D24/224
6,387,256 B1 * 5/2002 Tuvim 210/198.2

* cited by examiner

Primary Examiner—Paula A. Greene

(74) *Attorney, Agent, or Firm*—Sughrue Mion, PLLC

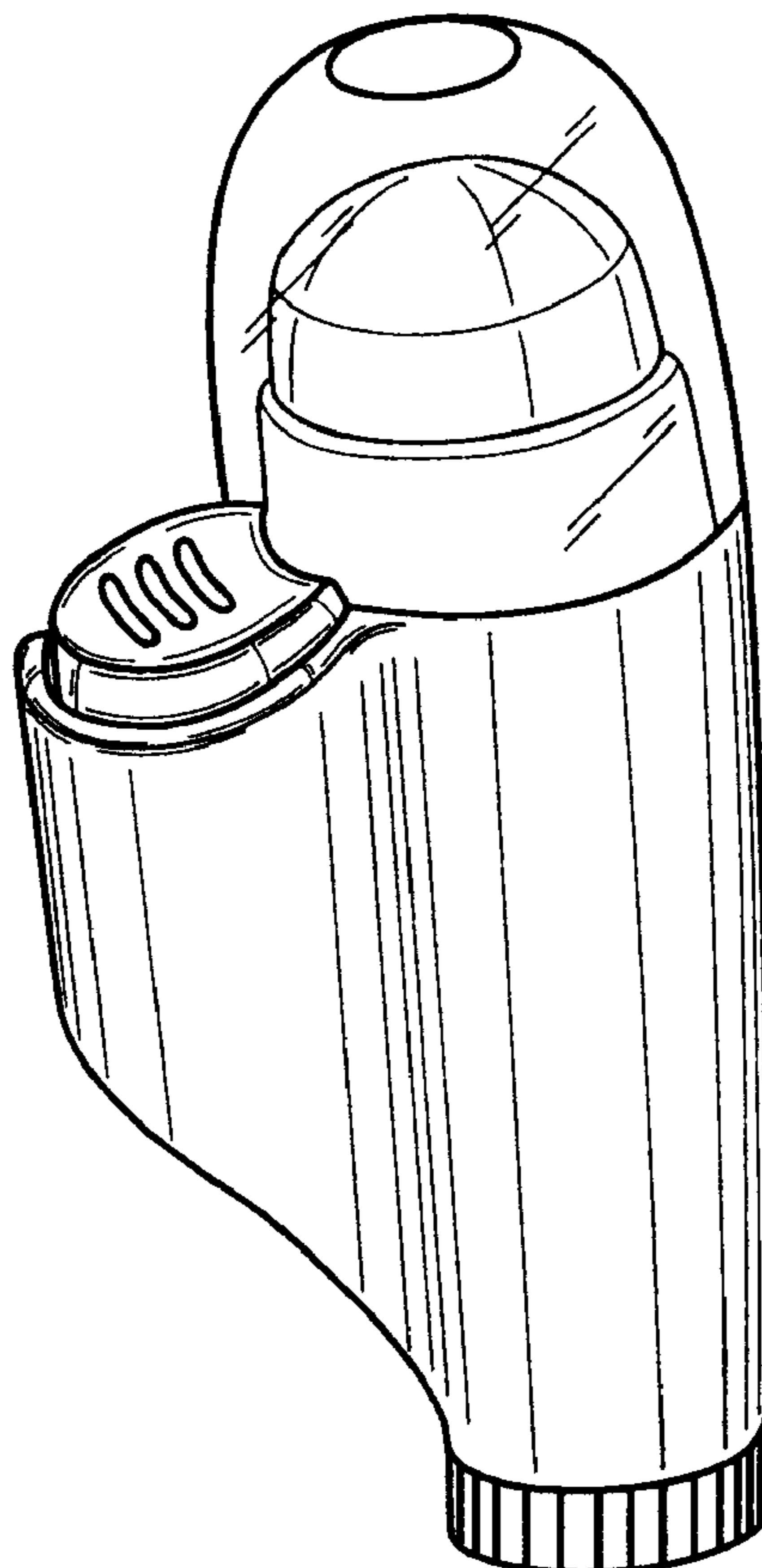
(57) **CLAIM**

The ornamental design for a ovulation microscope, as shown.

DESCRIPTION

FIG. 1 is a perspective view of the top, front and right side of an ovulation microscope showing my new design; FIG. 2 is a left side elevational view thereof; FIG. 3 is a right side elevational view thereof; FIG. 4 is a rear elevational view thereof; FIG. 5 is a front elevational view thereof; FIG. 6 is a top plan view thereof; and, FIG. 7 is a bottom plan view thereof.

1 Claim, 4 Drawing Sheets






Fig. 1

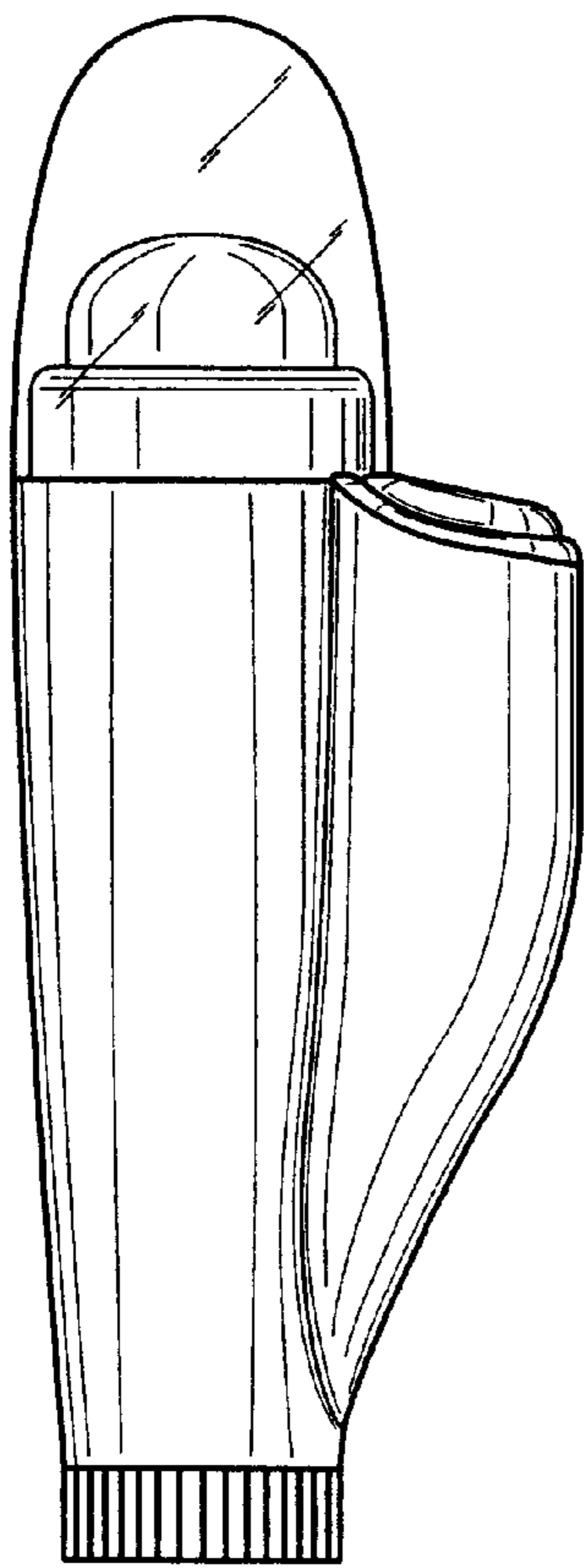


Fig. 2

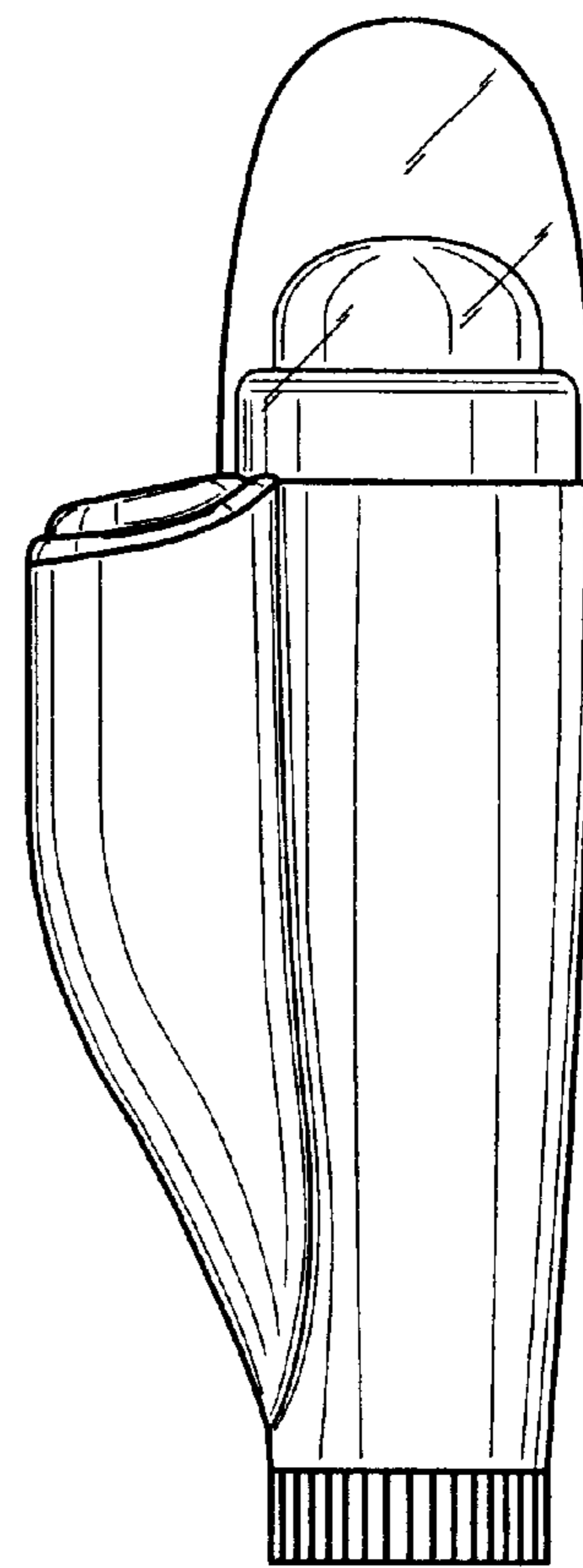


Fig. 3

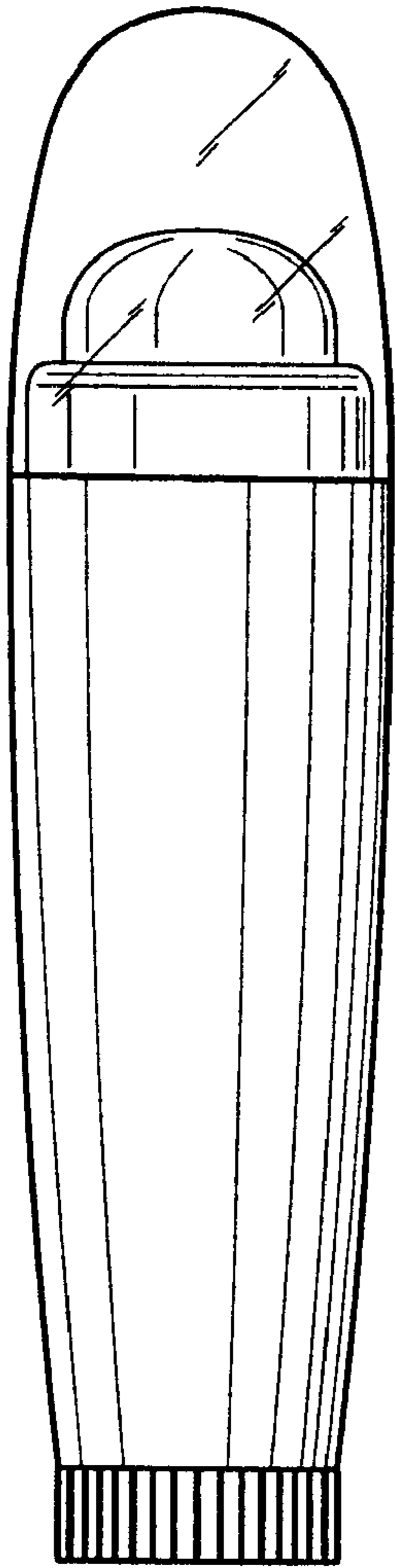


Fig. 4

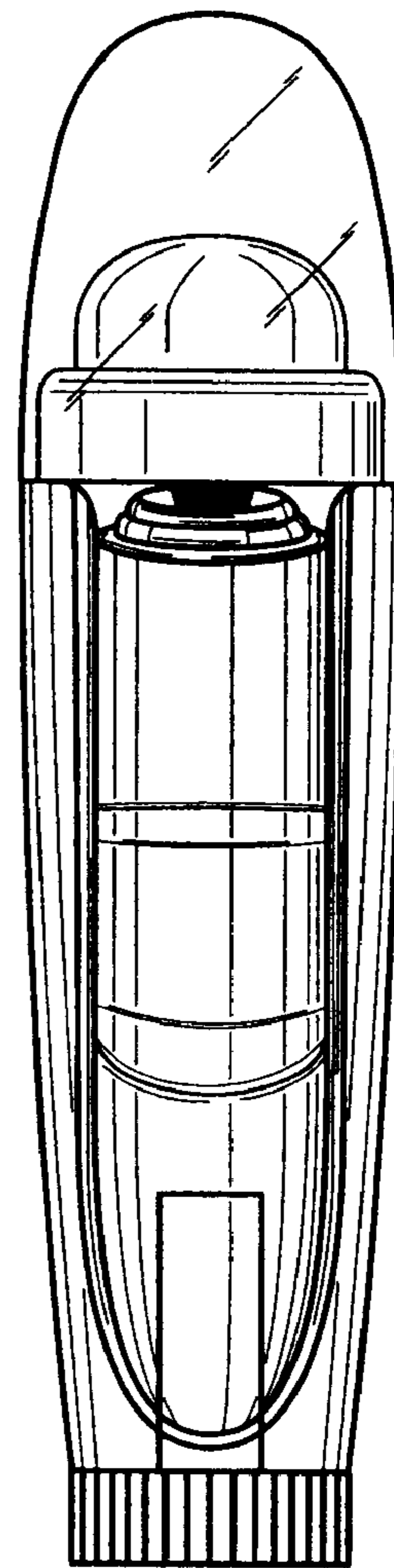


Fig. 5

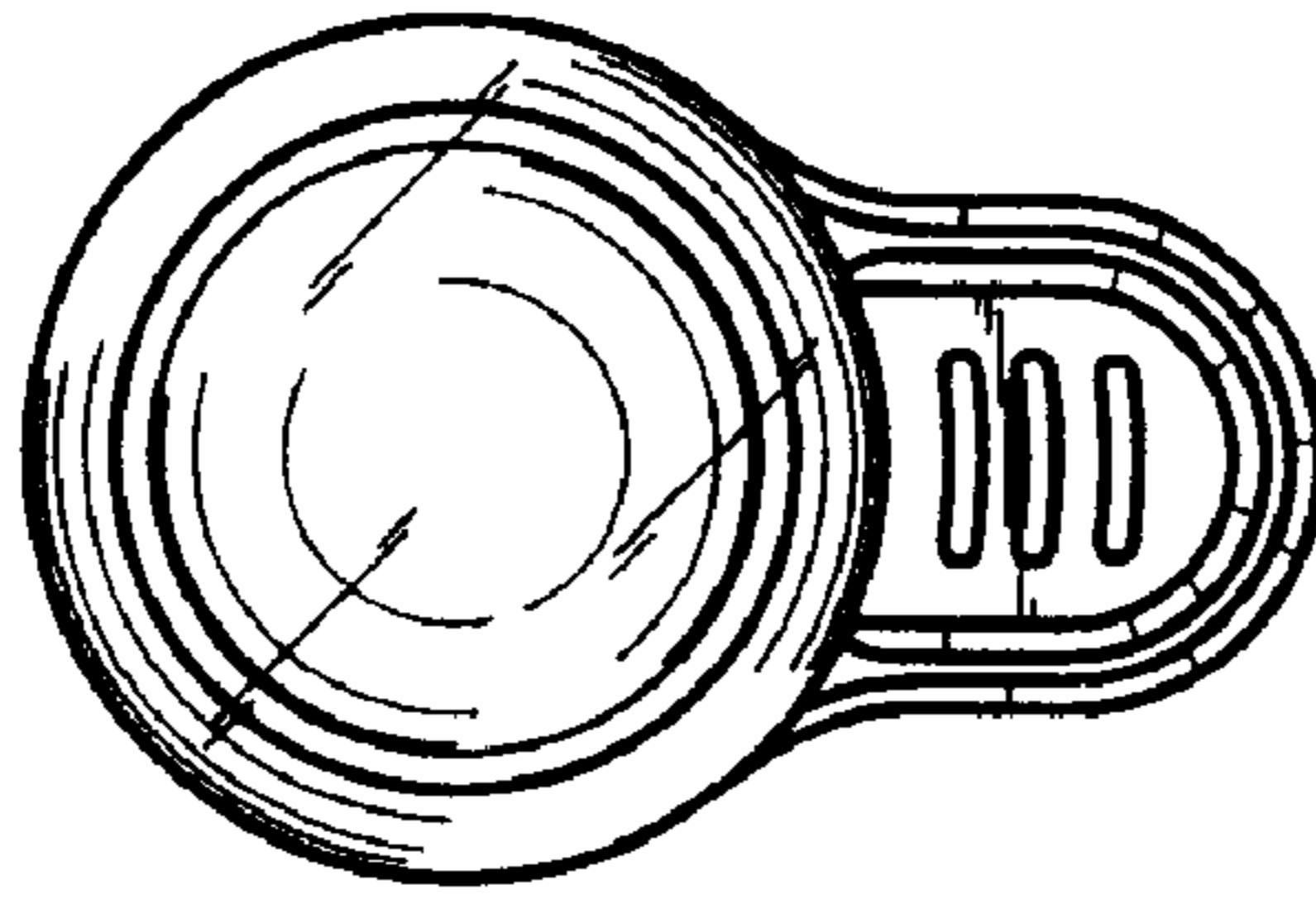


Fig. 6

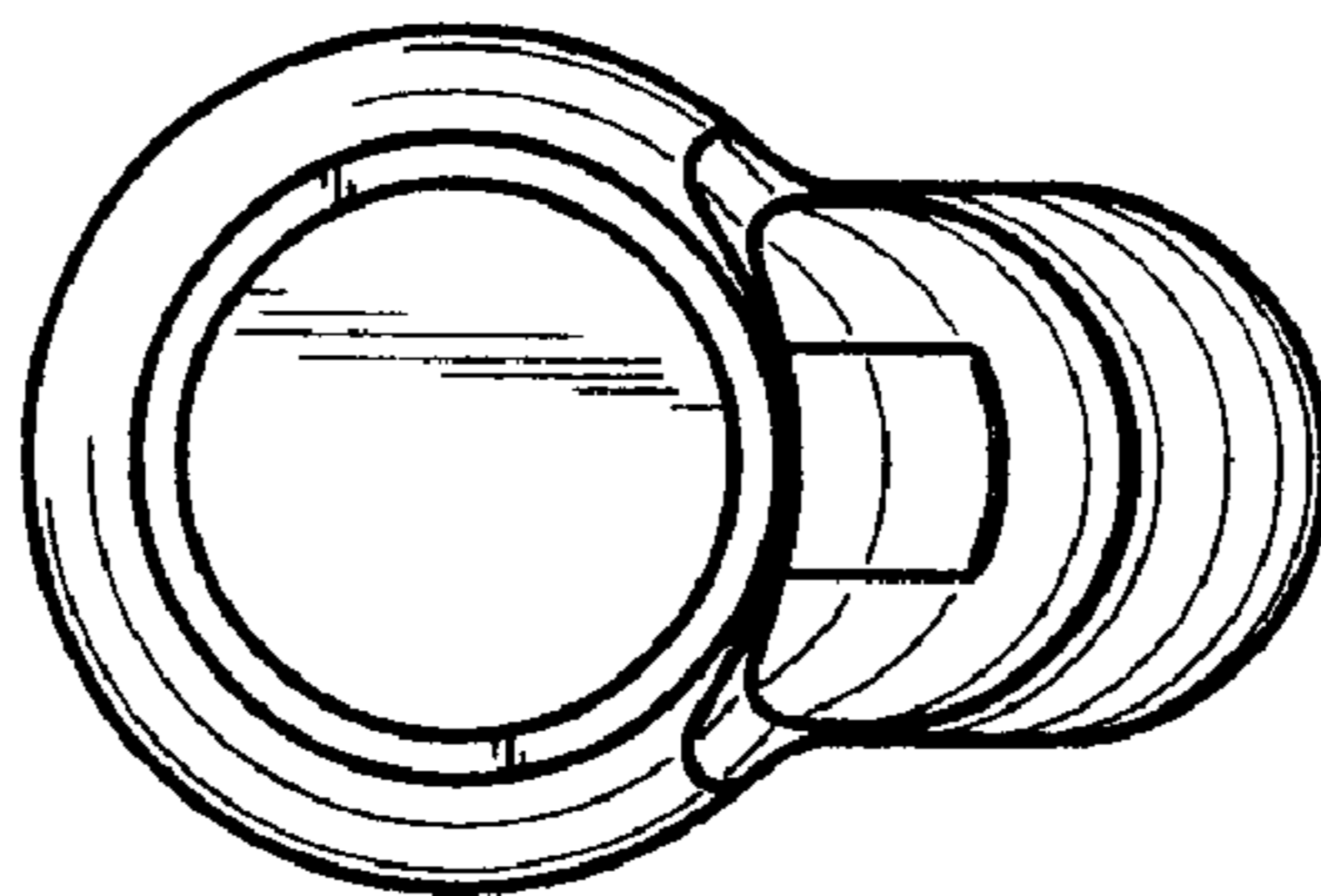


Fig. 7