



US00D523879S

(12) **United States Design Patent**  
**Siemers et al.**

(10) **Patent No.:** **US D523,879 S**  
(45) **Date of Patent:** **\*\* Jun. 27, 2006**

(54) **FLOWER PRESS**

(75) Inventors: **Matthew Bruce Siemers**, Ottawa (CA);  
**Pauliina Lehtiniemi**, Ottawa (CA)

(73) Assignee: **Lee Valley Tools, Ltd.**, Ontario (CA)

(\*\*) Term: **14 Years**

(21) Appl. No.: **29/209,674**

(22) Filed: **Jul. 20, 2004**

(51) **LOC (8) Cl.** ..... **15-09**

(52) **U.S. Cl.** ..... **D15/123**

(58) **Field of Classification Search** ..... D15/122-123;  
34/71, 69, 70, 95, 80, 143, 144-146, 259,  
34/265, 398, 420; 100/92, 305, 295-297;  
219/733-735, 757, 756, 762

See application file for complete search history.

(56) **References Cited**

**U.S. PATENT DOCUMENTS**

6,381,869 B1 \* 5/2002 Lunan ..... 34/146

\* cited by examiner

*Primary Examiner*—Antoine D. Davis

*Assistant Examiner*—Patricia Palasik

(74) *Attorney, Agent, or Firm*—Kilpatrick Stockton LLP;  
John S. Pratt; Camilla C. Williams

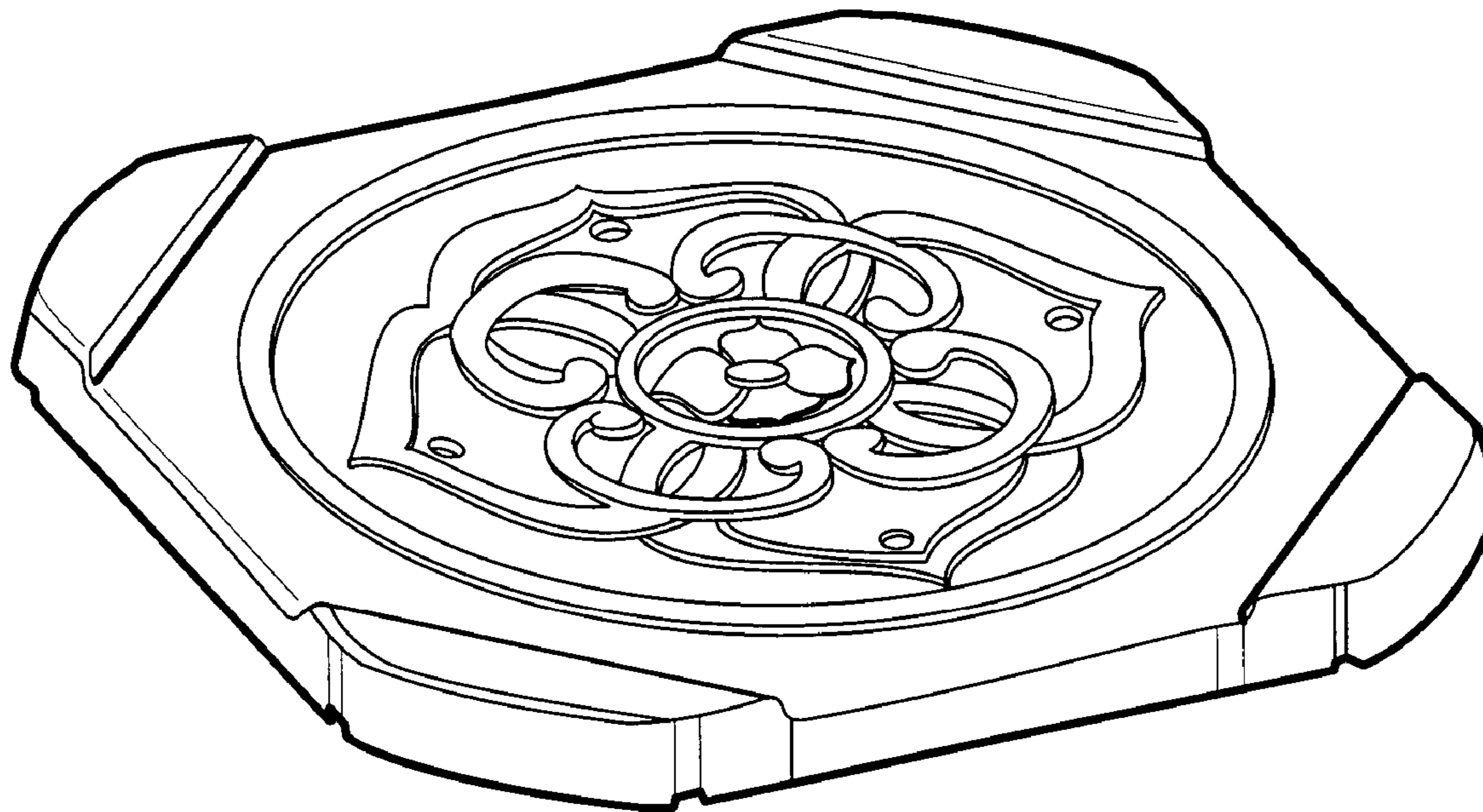
(57) **CLAIM**


The ornamental design for a flower press, as shown and described.

**DESCRIPTION**

FIG. 1 is a top plan view of the flower press;  
FIG. 2 is one side view of the flower press of FIG. 1, all three other sides of which are identical;  
FIG. 3 is a bottom plan view of the flower press of FIG. 1;  
FIG. 4 is perspective view of the top of the flower press of FIG. 1;  
FIG. 5 is top plan view of a first alternative of the flower press of FIG. 1 ;  
FIG. 6 is one side view of the flower press of FIG. 5, all three other sides of which are identical;  
FIG. 7 is bottom plan view of the flower press of FIG. 5; and,  
FIG. 8 is perspective view of the top of the flower of press of FIG. 5.

**1 Claim, 4 Drawing Sheets**

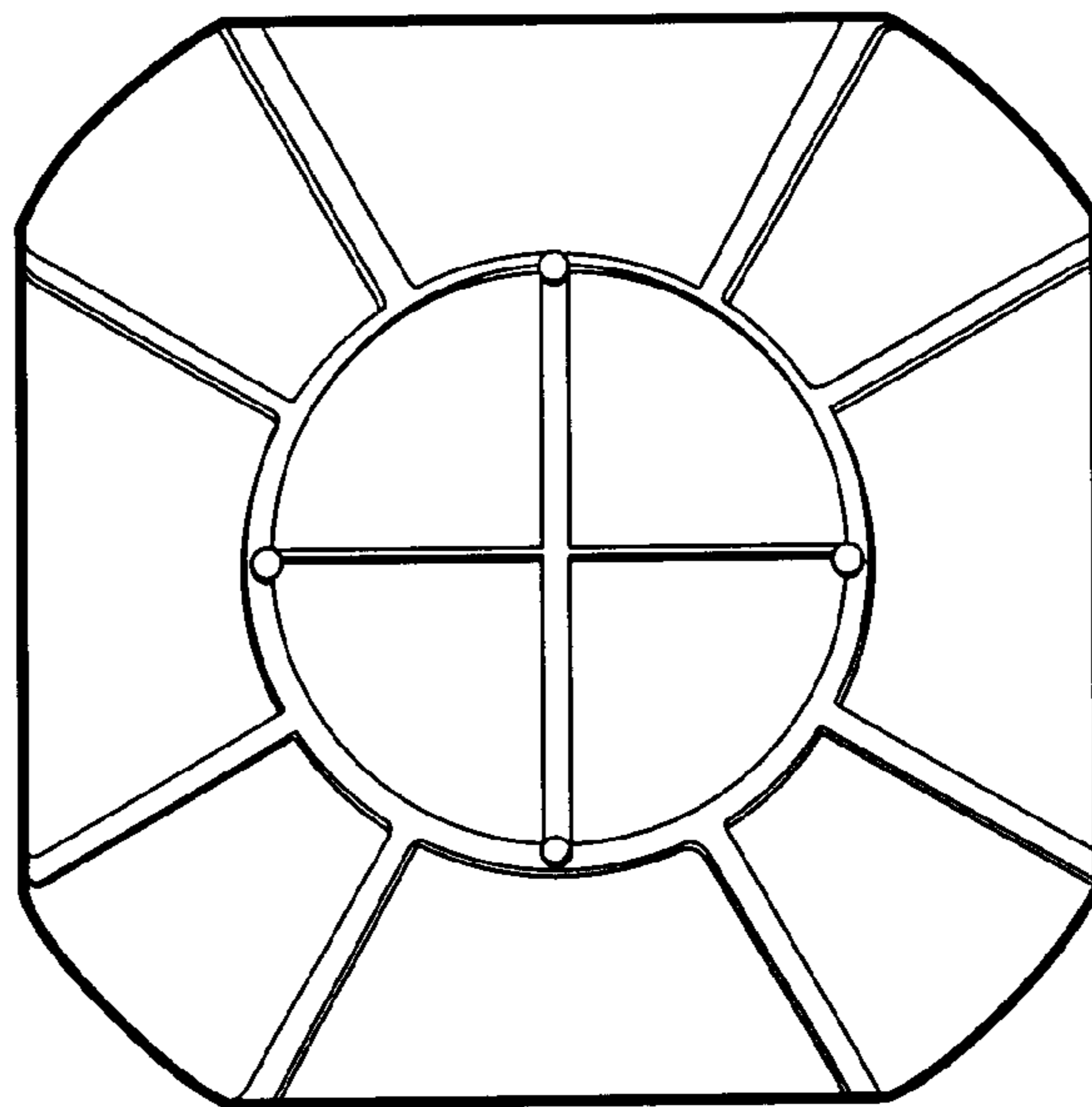




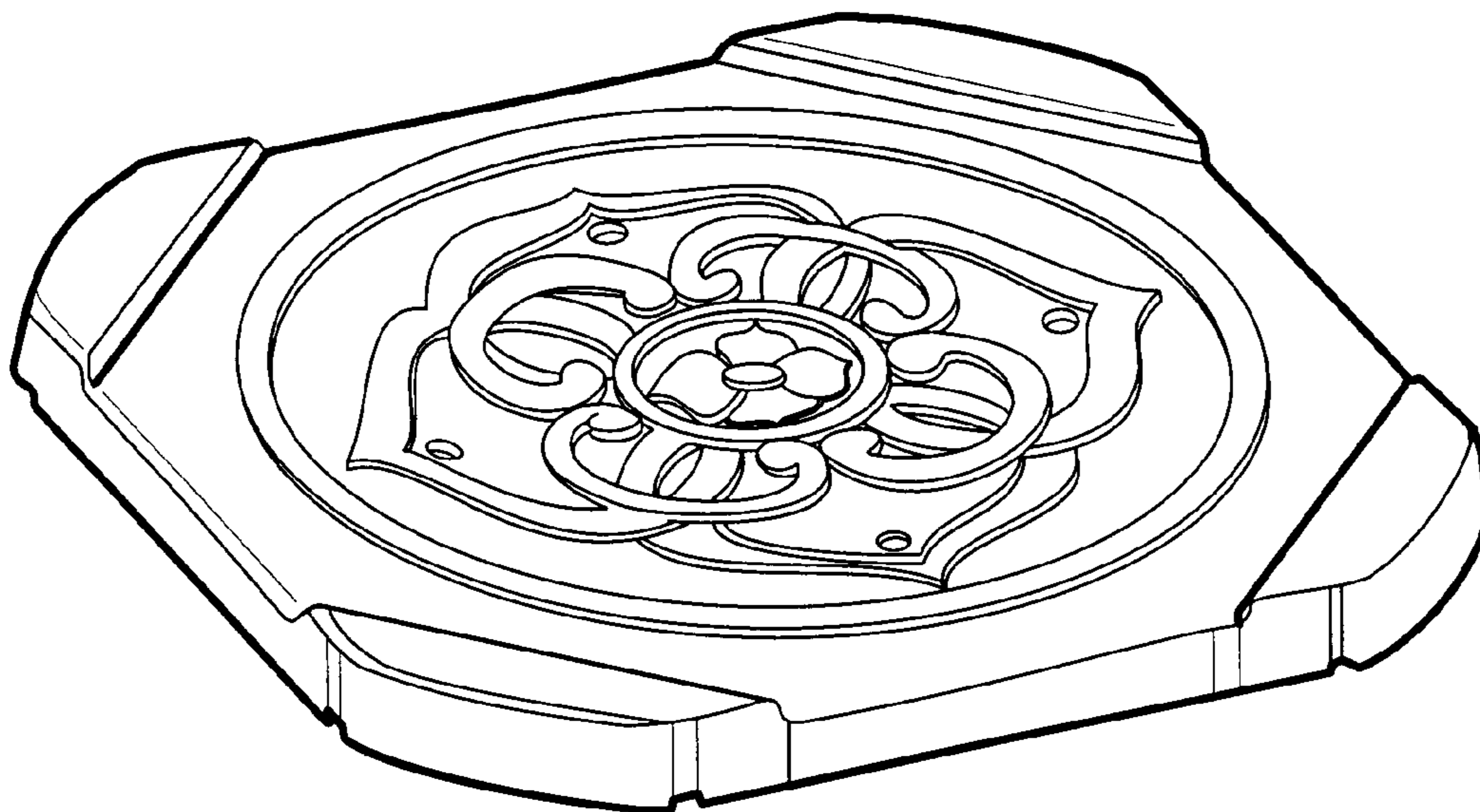
**FIG. 1**




**FIG. 2**



**FIG. 3**




**FIG. 4**



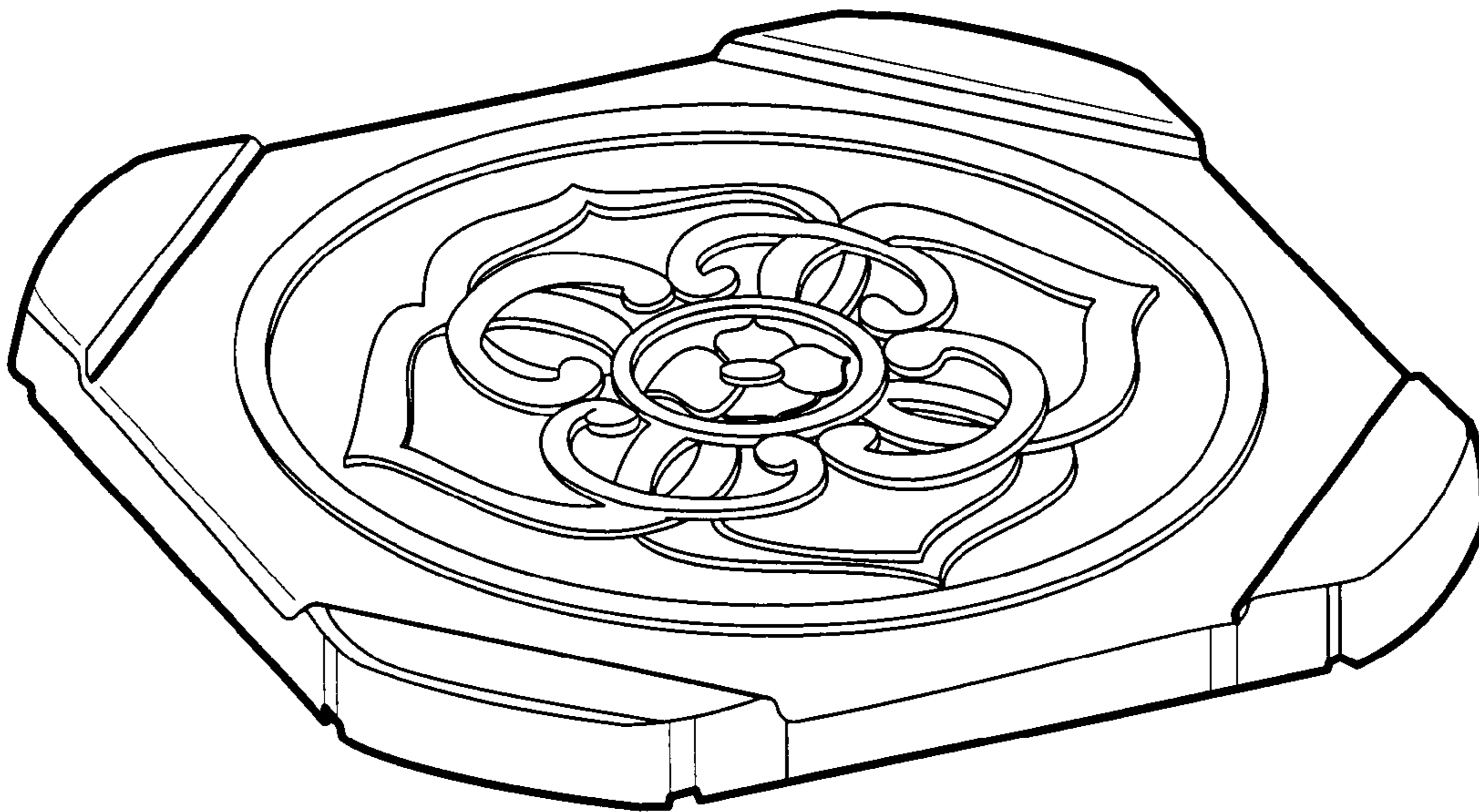
**FIG. 5**



**FIG. 6**



**FIG. 7**



**FIG. 8**